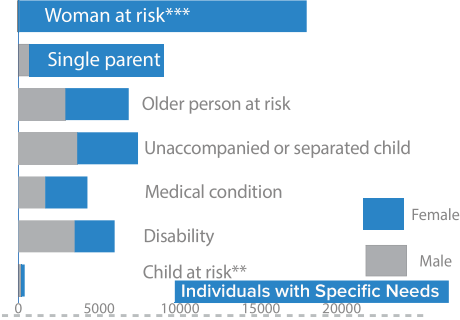
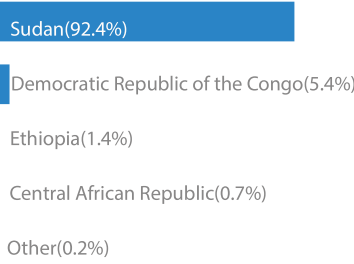
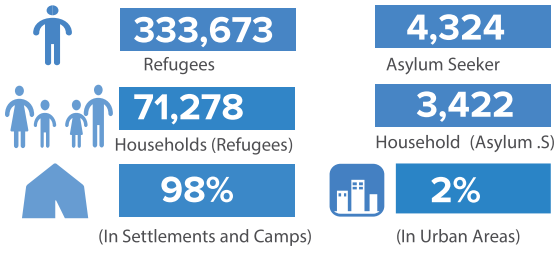
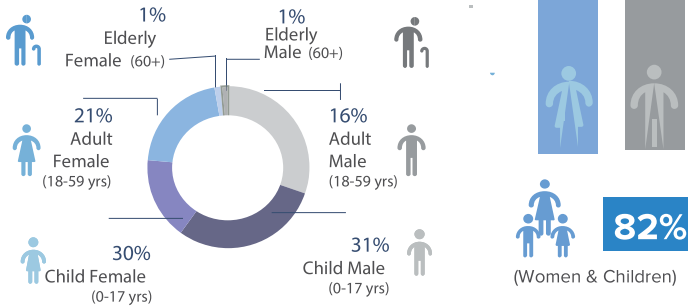


KEY FIGURES



Age-gender Breakdown



As of the end of December 2021 in South Sudan, the registered refugee population was 333,673 individuals (71,278 Households), and the registered asylum seeker population was 4,324 individuals (3,422) with a total of 337,997 refugees and asylum seekers in 74,700 households, located in over 21 different locations across South Sudan.

Refugees
The Sudanese refugee population remains the largest at 308,174 individuals (92.5%), followed by 17,958 refugees from the Democratic Republic of Congo (5.4%), 4,532 individuals from Ethiopia (1.4%), 2,457 individuals from the Central African Republic (0.7%), and 437 individuals of other nationalities.

52% of the refugees are female. Women and children represent 67% of the total refugee population. Only 2.7% of refugees are aged 60 and above, 37% are between the ages of 18 – 59, 18% are aged between 12 and 17 years of age, and 42.1% are 0 – 11 years of age. Most of the refugees are hosted in Upper Nile and the Unity States in South Sudan representing 90.3% of the total population.


Asylum Seekers
25% of the Asylum Seekers are female. Together with children, they represent 14% per cent of the asylum seeker population.

The Eritrean Asylum Seekers population remains the largest at 2,614 individuals (60.4%), followed by Burundians (878 individuals or 20.3%), Ethiopia (749 individuals or 17.3%), Somalians (30 individuals or 0.7%), and 53 individuals from other nationalities.

85.5% Asylum Seekers are between the ages of 18 – 59, 12.4% are between 0 – 11 years of age, 2.0% are aged 60 and above, and less than 1% are aged between 12 and 17 years of age.

The emergency response web portal for South Sudan Operation has been updated with the latest statistics which can be accessed on the link: <https://data2.unhcr.org/en/country/ssd>

New Arrival Trends



Refugees and Asylum Seekers in South Sudan

