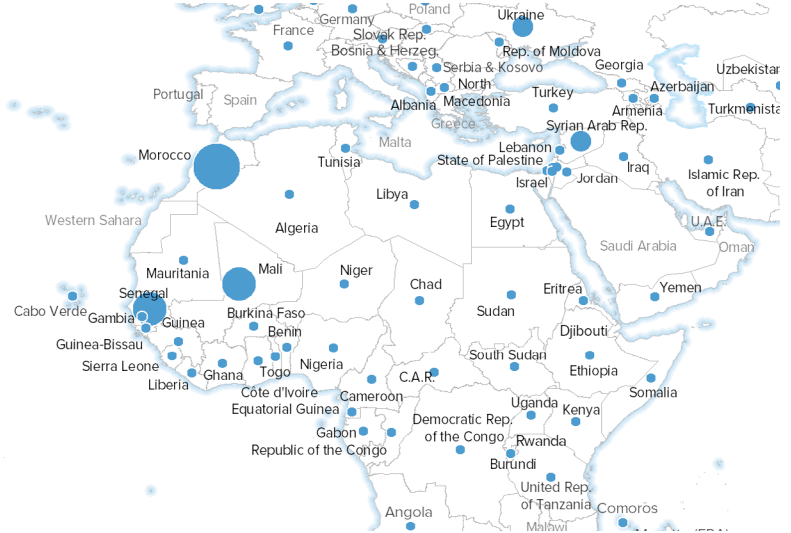
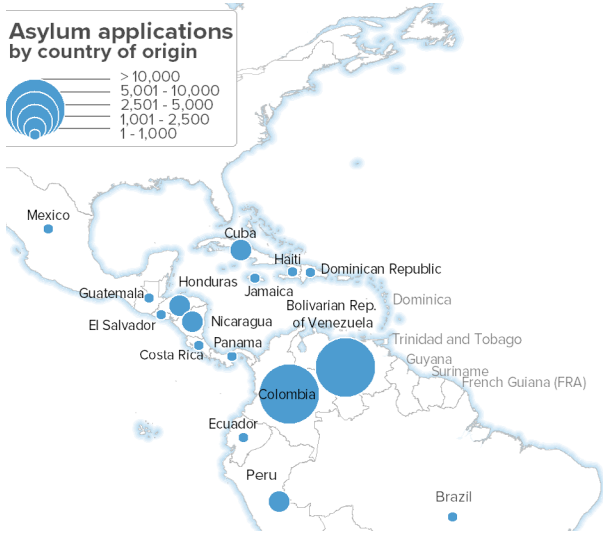


# SPAIN ASYLUM APPLICATIONS

1 Jan - 31 Dec 2021



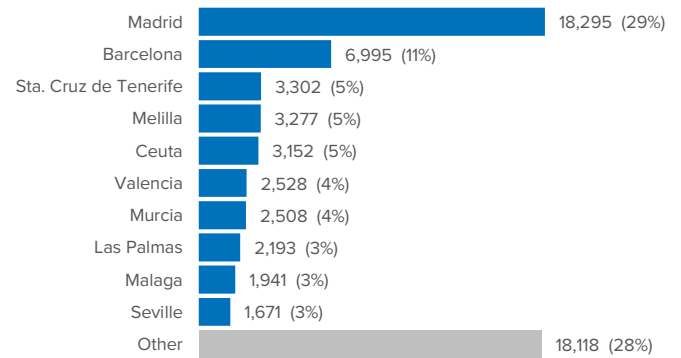
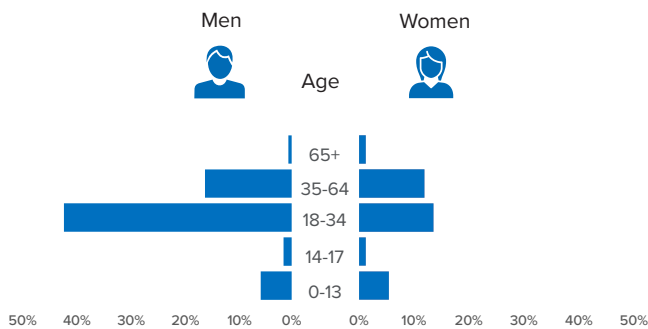
**65,404** Asylum app.  $\downarrow$  26% Dif. 2020

**11%** Recognition rate  
**29%** Protection rate<sup>1</sup>

**104,010** Pending app.<sup>2</sup>  $\uparrow$  0.6% Dif. 2020

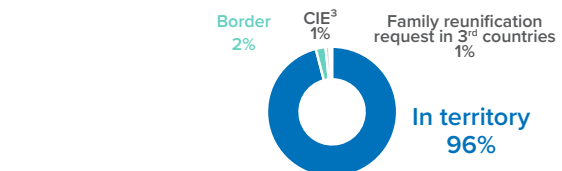
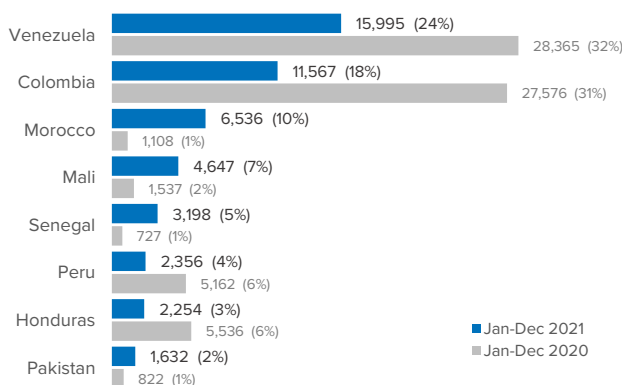
Number of asylum applications by gender/age<sup>2</sup>

Asylum applications by province

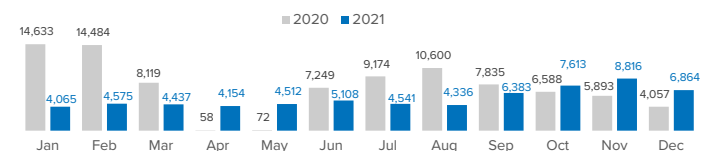


Most common nationalities of asylum applicants

Asylum applications by place of submission



Asylum applications per month

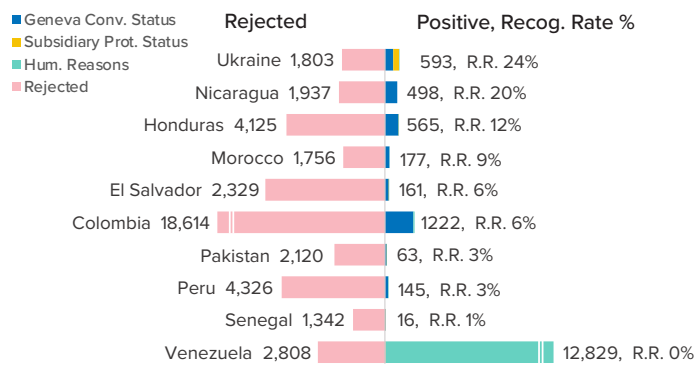


Source: Unless otherwise indicated, provisional figures published by the Asylum and Refugee Office, Ministry of Interior, Spain.

<sup>1</sup>Protection rate: includes refugee status, subsidiary protection, and persons granted authorization to stay for humanitarian reasons.

<sup>2</sup>Eurostat as of Dec 2021 <sup>3</sup>CIE: Detention centre for foreigners (In Spanish: *Centro de Internamiento de Extranjeros*, CIE)

Eligibility Commission proposals<sup>4</sup>: 69,891



<sup>4</sup>Decisions by the Interministerial Eligibility Commission recommended to the Minister of Interior.