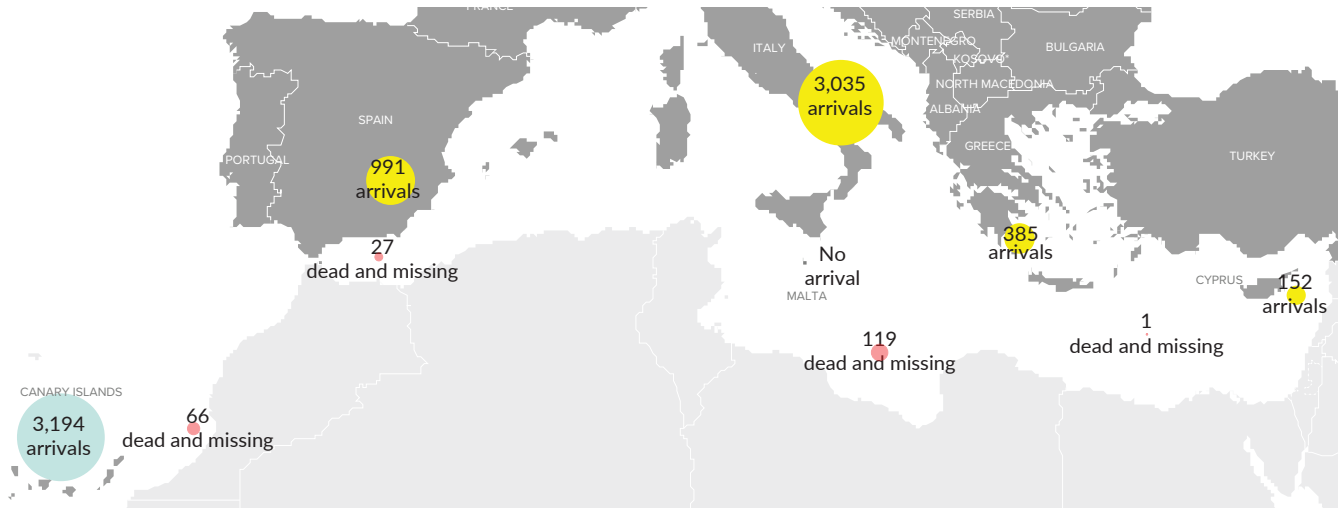


EUROPE SITUATIONS: DATA AND TRENDS

ARRIVALS AND DISPLACED POPULATIONS

JANUARY FIGURES (1-31 JANUARY 2022)



Includes Serbia and Kosovo (S/RES/1244 [1999]). The boundaries and names shown, and the designations used on this map do not imply official endorsement or acceptance by the United Nations.

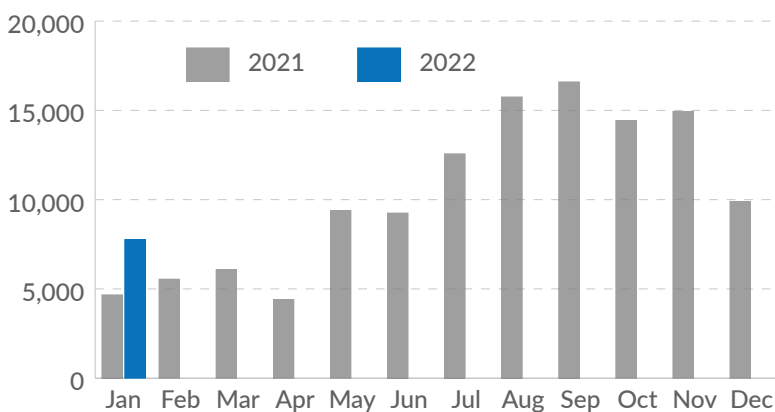
CUMULATIVE FIGURES¹ (1 JANUARY - 31 JANUARY 2022)

7,757 estimated arrivals

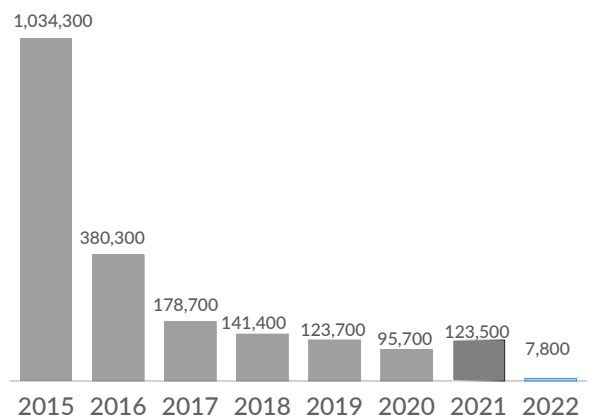
213 estimated dead and missing at sea

ROUTE	ARRIVALS	DEAD AND MISSING
NORTHWEST AFRICAN MARITIME ROUTE²	3,194 arrivals no arrivals by land	66 dead and missing
WESTERN MEDITERRANEAN ROUTE³	991 arrivals, of which 56 by land	27 dead and missing
CENTRAL MEDITERRANEAN ROUTE⁴	3,035 sea arrivals no arrivals by land	119 dead and missing
EASTERN MEDITERRANEAN ROUTE⁵	537 arrivals, of which 110 by land	1 dead and missing

Total monthly arrivals through the Mediterranean and Northwest African maritime routes



Yearly arrivals (rounded)



¹ Dead and missing figures refer to the Mediterranean and Northwest African maritime routes. Information is compiled from a variety of sources, the quality and reliability of which can vary. While every effort has been made to ensure that all statistical information is verified, figures on some arrivals, as well as dead and missing at sea, represent an estimate. Triangulation of information and sources is performed on a continuous basis. Therefore, amendments in figures may occur, including retroactively.

² Includes sea arrivals in Canary Islands (Spain) via the Atlantic Ocean.

³ Includes sea and land arrivals in Spain via the Western Mediterranean route.

⁴ Includes sea arrivals in Italy and Malta.

⁵ Includes sea and land arrivals in Greece and sea arrivals in Cyprus.

ARRIVALS TO EUROPE

In January 2022, some 7,800 refugees and migrants arrived in Europe via the Mediterranean and Northwest African maritime routes, a 21% decrease compared to last month, but 66% increase compared to January 2021.

66%

increase in total estimated arrivals through the Mediterranean and Northwest African maritime routes in January 2022 compared to January 2021

Arrivals in Italy decreased by 33% in January compared to last month but increased almost three-fold compared to January 2021. Out of some 3,000 refugees and migrants who arrived in Italy in January, 75% had departed from Libya, 20% from Tunisia and 3% from Turkey. In January, arrivals in Italy from Libya increased by 8% compared to December, whereas arrivals from Turkey decreased by 92%. Some 1,500 refugees and migrants who departed from Libya in January were intercepted or rescued by Libyan authorities and disembarked back in Libya, 3% more than in December.⁶ According to available data, most people departing from Libya in January were from Bangladesh, Egypt and Eritrea, while people arriving in Italy from Tunisia originated mainly from Tunisia, Cote d'Ivoire and Guinea.

Some 4,200 refugees and migrants arrived in Spain in January, on par with last month, but representing a 36% increase compared to January 2021. Of those, 76% arrived in the Canary Islands. Arrivals in the Canary Islands in January (3,194) increased by 22% (2,621), while arrivals to Spain through the Western Mediterranean route decreased by 36% compared to last month.

Some 400 refugees and migrants arrived in Greece by land and sea in January, 57% fewer compared to last month, but 14% more than in January 2021. The overall number of arrivals in Greece in 2021 was 42% lower compared to 2020, as allegations of pushbacks at land and sea borders continued. Turkish authorities reported rescuing or intercepting some 2,000 refugees and migrants at sea in January, a 25% decrease compared to December (2,600). In addition, some 150 refugees and migrants arrived by sea in Cyprus this month, 14% fewer compared to last month.

i For more information, please visit <https://data2.unhcr.org/en/situations/mediterranean>

SOUTH EASTERN EUROPE⁷

Some 870 persons arrived in or transited through the subregion as part of mixed refugee and migrant movements in January 2022, 38% fewer than last month and 41% fewer than in January 2021. Out of overall arrivals so far in 2022, some 120 were Afghans, a 72% decrease compared to the same period last year (some 430).

In January 2022, 92 persons submitted an asylum application, a 49% decrease compared to last month (180). Two positive first-instance decisions were issued in January (1 refugee status and 1 subsidiary protection status), while 16 applications were rejected and 77 were closed, as the applicants were no longer present in the country of application. As of the end of January, 539 asylum applications were still pending a decision across the subregion.

In 2021, 99 positive first-instance decisions were issued across the subregion (36 refugee status and 63 subsidiary protection status), 191 asylum applications were rejected and 962 asylum applications were closed after the applicants absconded from the asylum procedure.

i For more information, please visit <http://data2.unhcr.org/en/situations/southeasterneurope>

OTHER SITUATIONS

Turkey

Refugees	4 million
Asylum-seekers	330,000
% of Syrians among the refugees	98.6%

i For more information, please see the [UNHCR Turkey Operational Update December 2021](#)

Ukraine

Internally displaced persons ⁸	854,000
Refugees	2,300
Asylum-seekers	2,700
Stateless persons	35,900
Other persons of concern ⁹	1.62 million

i For more information, please see the [UNHCR Ukraine Operational Update November 2021](#)

⁶ <https://data2.unhcr.org/en/dataviz/211?sv=0&geo=0>

⁷ Includes Albania, Bosnia and Herzegovina, Montenegro, North Macedonia, Serbia and Kosovo (S/RES/1244 [1999]).

⁸ [Humanitarian Needs Overview - Ukraine](#), February 2022.

⁹ Estimated number of vulnerable, conflict-affected persons living along the 'contact line' in government-controlled areas (GCA) and non-government controlled areas (NGCA), Protection Cluster, UNHCR - December 2020.