Uganda - Refugee Statistics February 2022 - Kiryandongo

Total Population
76,063

Total Refugees
76,029

Total Households
10,719

Total Asylum-Seekers
34

Women and Children
82 %
62,399

Elderly
2 %
1,517

Female
52 %
39,379

Youth 15-24
30 %
22,439

Zones

Level3	HHs	Individuals
Ranch 1	5,674	39,290
Ranch 37	5,022	36,714

Age & Gender Breakdown

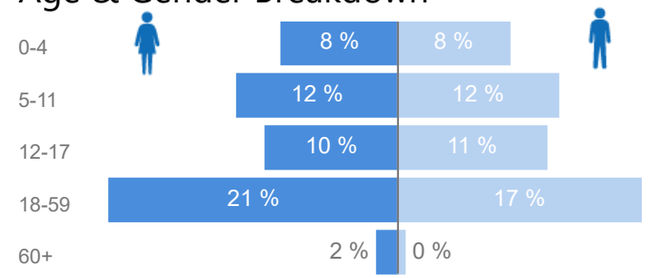

Specific Needs
- Top 7

3,780 2,349

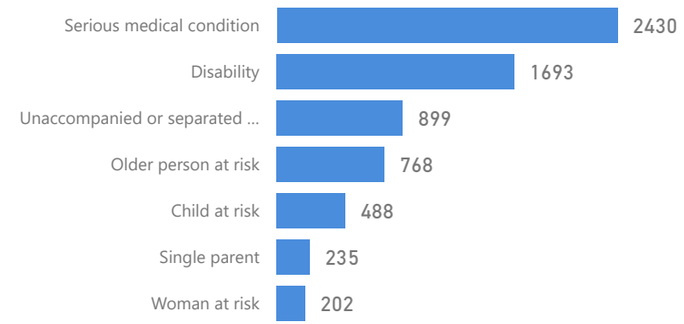

Country of Origin	Total
South Sudan	75,260
Democratic Republic of the Congo	312
Sudan	230
Kenya	186
Burundi	40
Rwanda	26
Somalia	4
Eritrea	2
Ethiopia	2

New Registration by Month

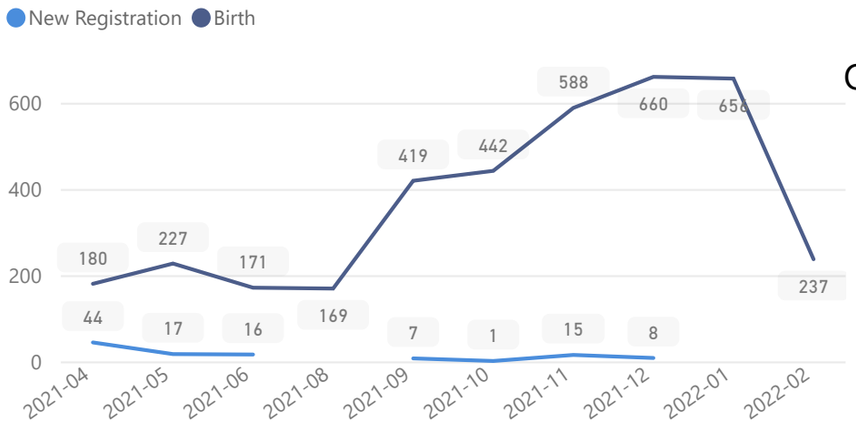

Occupation - Top 5

15.1 % Have occupation

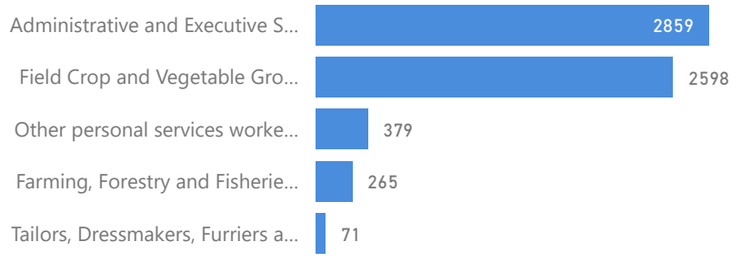

* Age is between 18 - 59 years for Occupation
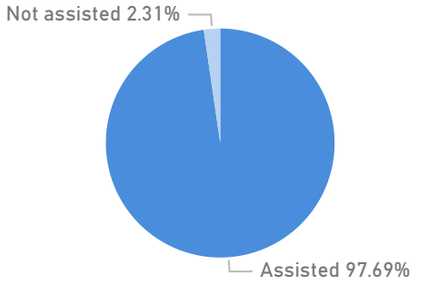
Assistance Status