Zaatari Camp | Jordan

Public Health Profile
Annual Report 2021
02 January - 31 December 2021

Refugee population

Total refugee population: **79,493**

Demographic breakdown:

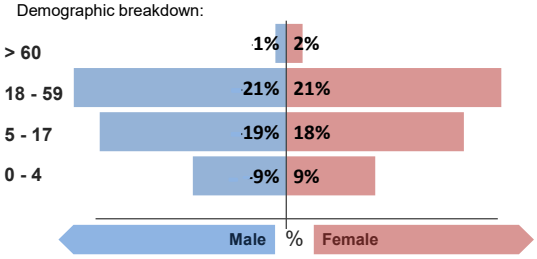

Key facts

Camp opened:
July 2012

Indicators at a glance

1	Health utilisation rate	3.9	√
2	Number of consultations per clinician per day	46	√
3	Referral rate (/1000/month)	5.2	
4	Crude Mortality Rate (CMR) (/1000/month)	0.2	√
5	Under-five Mortality Rate (U5MR) (/1000/month)	0.3	√
6	Neonatal Mortality Rate (NNMR) (/1000 livebirths)	11.1	√

Notes

This public health profile for Za'atri refugee camp is compiled from health facility data from the following partners:

- **IMC Clinic**
- **IMC ER Center**
- **JHAS/UNFPA Clinic**
- **Qatari Clinic**
- **Saudi Clinic**
- **IRC Clinic**
- **AMR Comprehensive Center**
- **AMR Maternity & Childhood Center**
- **SAMS Clinic**
- **MSF COVID-19 Treatment Center**

Data is collected using standardised Health Information System (HIS) data collection and

Morbidity

Acute health conditions (%)

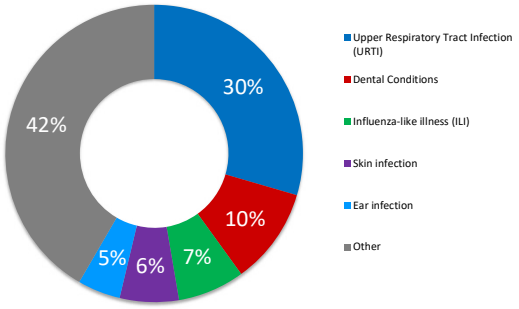

Chronic health conditions (%)

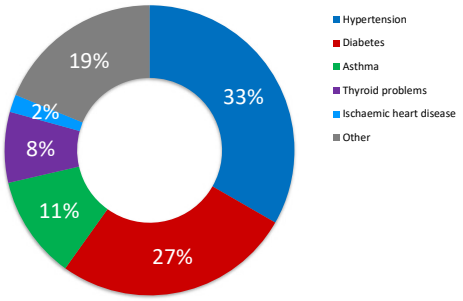

Top 5 acute health conditions

		% morbidity	# of cases
1	Upper Respiratory Tract Infection (URTI)	30%	66,345
2	Dental Conditions	10%	23,572
3	Influenza-like illness (ILI)	7%	16,312
4	Skin infection	6%	14,438
5	Ear infection	5%	10,473
-	Other	42%	93,389

Top 5 chronic health conditions

		% morbidity	# of cases
1	Hypertension	33%	14,004
2	Diabetes	27%	11,183
3	Asthma	12%	4,846
4	Thyroid problems	8%	3,310
5	Ischaemic heart disease	2%	836
-	Other	19%	7,880

Breakdown of acute health conditions

by age

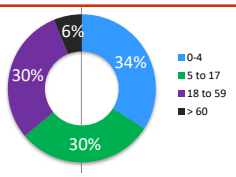

by gender

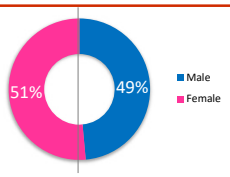

Breakdown of chronic health conditions

by age

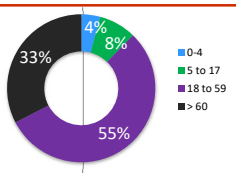

by gender

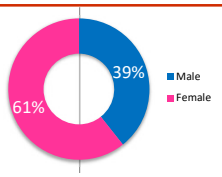

UNHCR gratefully acknowledges the support of the following partners:

Public Health

Health Impact	Indicator	Standard	
Crude Mortality Rate (CMR) (/1,000/month)	0.2	< 0.51	√
Under-five Mortality Rate (U5MR) (/1,000/month)	0.3	< 1.5	√
Neonatal Mortality Rate (NNMR) (/1,000 livebirths)	11.1	< 14.9	√

Access and utilization			
No. of health facilities	1 : 9937	1 : < 10,000	√
Total number of consultations	309,305		
Health utilisation rate	3.9	1 - 4	√
No. of consultations per trained clinician per day	46	< 50	√

Breakdown of mental health conditions

By cause

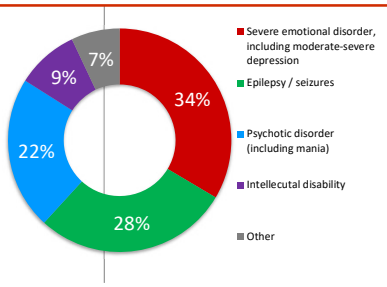

By age

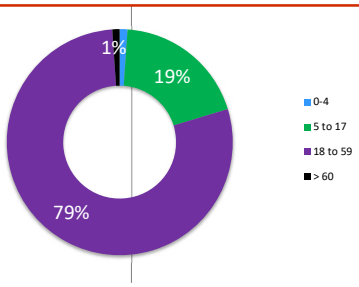

By gender

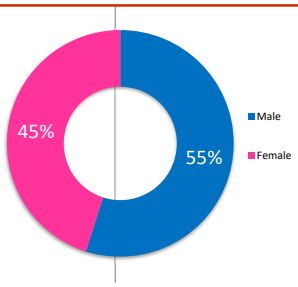

Breakdown of injuries

By cause

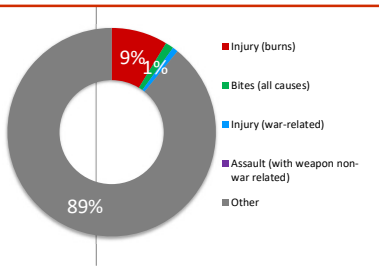

By age

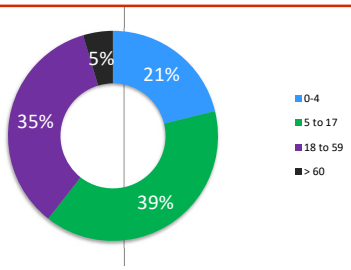

By gender

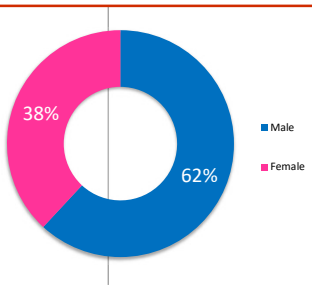

In-patient and referral

In-patient department	Indicator	Standard	
Hospitalisation rate (/1000/year)	33.3	50 - 150	^
Bed occupancy rate	78%	> 75%	√
Mean length of stay for authorised discharges (days)	1.4		

Reproductive Health

Antenatal care	Indicator	Standard	
Coverage of antenatal care (4 or more visits)	100%	≥ 90%	√
Coverage of TT vaccination	100%	≥ 90%	√
Coverage of anaemia screening in pregnancy	100%	≥ 90%	√
Delivery care			
Proportion of deliveries attended by skilled personnel	100%	≥ 90%	√
Proportion of deliveries performed by caesarean section	35%	5 - 15%	X
Proportion of low birth weight deliveries (<2500g)	0%	< 15%	√
Maternal mortality			
Number of maternal deaths reported	1		
% of maternal deaths investigated	100%	100%	

Postnatal care	Indicator	Standard	
Coverage of postnatal care	89%	≥ 90%	X

Sexual and Gender-based Violence	Indicator	Standard	
Incidence of rape (reported cases/10,000/year)*	0.6		^
% of rape survivors who received PEP** < 72 hours	60%	100%	^
% of rape survivors who received ECP*** < 120 hours	100%	100%	^
% of rape survivors who received STI**** prophylaxis < 2 wks	100%	100%	^

*Only includes rapes reported at health facilities **Post-exposure prophylaxis ***Emergency contraceptive pill ****Sexually transmitted infection

UNHCR
The UN Refugee Agency