

# SPAIN ASYLUM APPLICATIONS

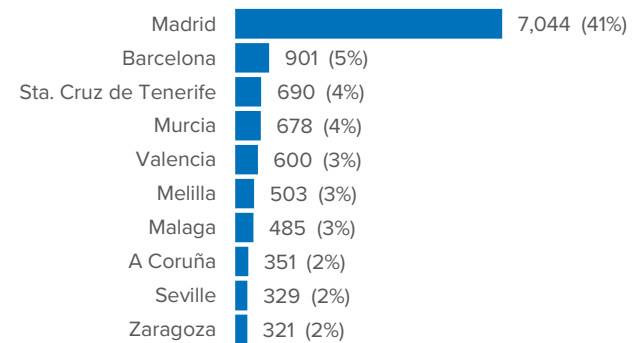
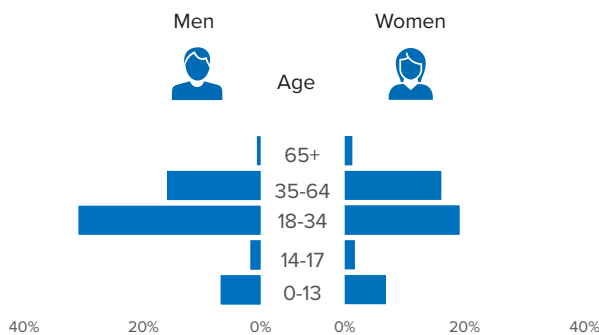
1 Jan - 28 Feb 2022



**17,320** Asylum app. ↑100% Dif. 2021 18% Recognition rate 29% Protection rate<sup>1</sup> **111,720** Pending app.<sup>2</sup> ↑11% Dif. 2021

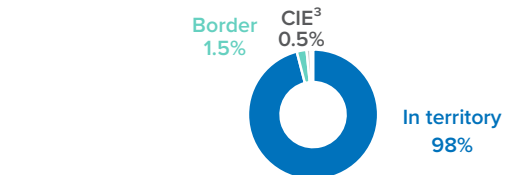
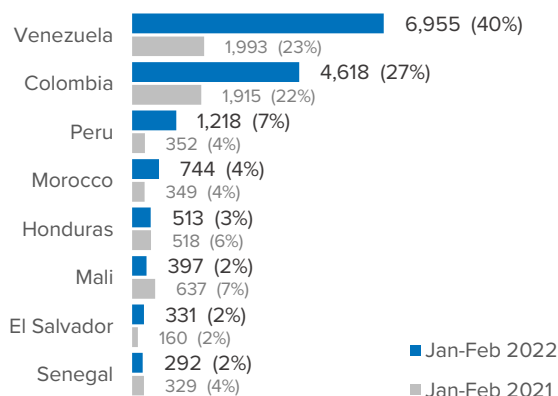
Number of asylum applications by gender/age<sup>2</sup>

Main provinces of asylum applications

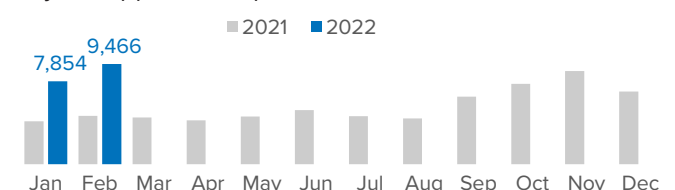


Most common nationalities of asylum applicants

Asylum applications by place of submission



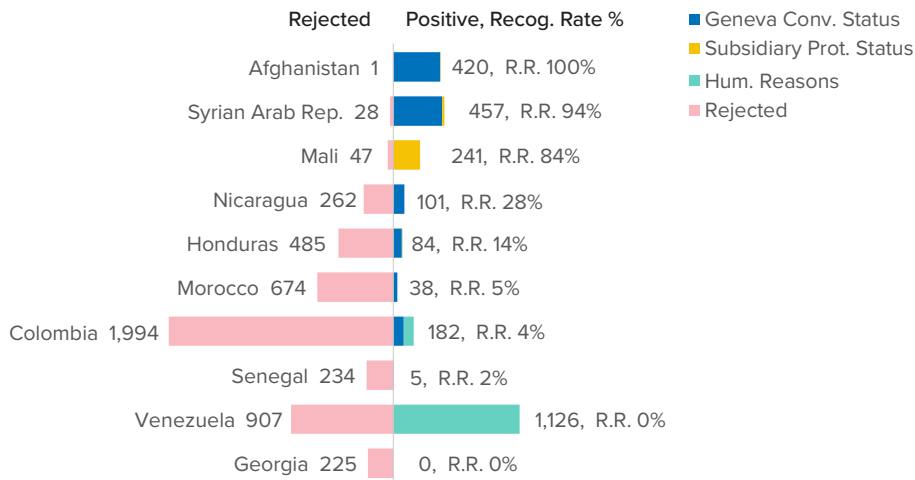
Asylum applications per month



Source: Unless otherwise indicated, provisional figures published by the Asylum and Refugee Office, Ministry of Interior, Spain.

<sup>1</sup>Protection rate: includes refugee status, subsidiary protection, and persons granted authorization to stay for humanitarian reasons.

<sup>2</sup>Eurostat as of Feb 2022 <sup>3</sup>CIE: Detention centre for foreigners (In Spanish: *Centro de Internamiento de Extranjeros*, CIE)

Eligibility Commission proposals<sup>4</sup>: 10,419


<sup>4</sup>Decisions by the Interministerial Eligibility Commission recommended to the Minister of Interior.