protectioncluster AFGHANISTAN

RESPONSE SNAPSHOT

January - February 2022

932,819

PEOPLE REACHED

Individuals reached with specialized protection services including child protection, gender-based violence, housing, land and property, and mine action, and with general protection services

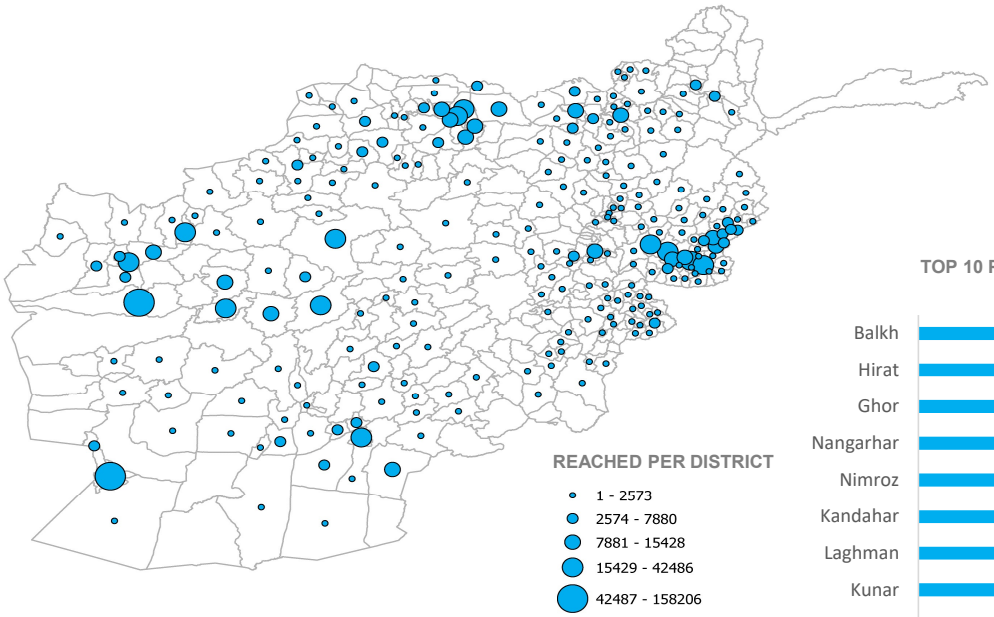

TOP 10 PROVINCES

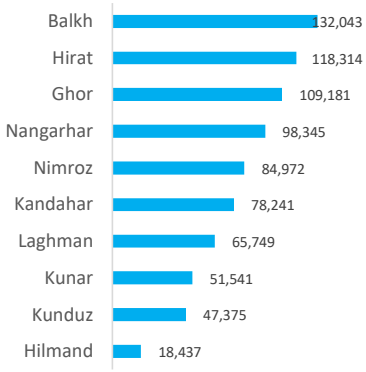

AGE AND GENDER

53% of beneficiaries are women and girls, 26% are children

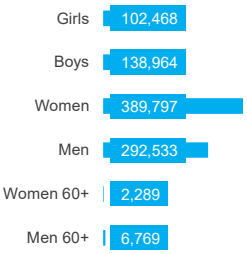

POPULATION GROUPS

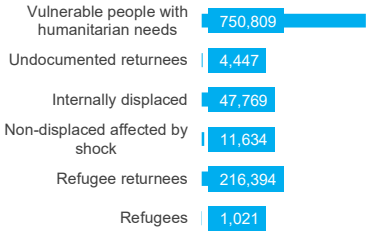

SECTORS

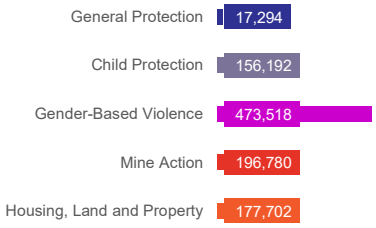

REPORTING PARTNERS

AAA, AABRAR, AAR, ADWSO, APA, ARAA, AREA, ASCHIANA, ATC, AWEC, CARE, CARITAS-G, CHA, CIC, CORDAID, CPAN, CRDSA, CWW, DAFA, DDG, DRC, FSD, HADAAF, HALO Trust, HealthNet TPO, HELP-DE, HI, HIHAO, HRDA, HRRAC, HTAC, IMC, INTERSOS, IOM, IPSO, IRC, IRW, JCSSO, MCPA, MDC, MPO, NCA, NRC, OHW, OMAR, ORD, OXFAM, RI, SCI, SHPOUL, SOUND, TDH, UN-HABITAT, UNHCR, UNICEF, VOPOFA, WASSA, WAW, WC-C, WC-UK, WHH, WSTA, WVI, YHDO, ZOA.

Protection IMU afgkaimu@unhcr.org

28 February 2022

FUNDING

Overall Requirement:
USD 137.4 M

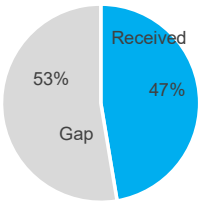

Source: FTS, Cluster

protectioncluster AFGHANISTAN

RESPONSE SNAPSHOT

January - February 2022

KEY INDICATORS

			TARGET	REACHED	GAP
GENERAL PROTECTION					
# of people receive Individual Protection Assistance (IPA) in-kind or cash	317	29,683	30,000	1%	99%
# of people receive Cash for Protection	7,481	342,519	350,000	2%	98%
# of people who participated in and or benefited from community-based protection activities			2,000,000	0%	100%
# of people reached through protection monitoring including border monitoring			500,000	0%	100%
CHILD PROTECTION					
# of children and their caregivers reached with center, mobile and home based activities to improve their mental health and psychosocial well-being following program completion	88,078	431,922	520,000	17%	83%
# of girls and boys at risk, including unaccompanied and separated children, and child survivors of SGBV identified, documented, and received case management services	7,385	25,615	33,000	22%	78%
# of girls and boys who have suffered from grave child rights violations (including former CAAC & children in detention) receiving socio, education and economic reintegration and life skill assistance	52	13,448	13,500	0%	100%
GENDER-BASED VIOLENCE					
# of persons reached with awareness and mitigation activities	329,313	4867	334,180	99%	1%
# of dignity kits distributed	8,453	409,273	417,726	2%	98%
# of staff trained on GBV core concepts, referrals, case management	45	5,955	6,000	1%	99%
MINE ACTION					
# of vulnerable people receiving EORE	167,234	873,126	1,040,360	16%	84%
## of Persons with Disabilities (PwD) receiving victim assistance services	-	367,815	1,553	0%	100%
Square metres of area cleared from known explosive hazards	489,760	8,490,719	8,980,479	5%	95%
HOUSING, LAND AND PROPERTY					
# of individuals receiving information on HLP rights	92,218	821,320	913,538	10%	90%
# of individuals receiving counselling and/or legal assistance on HLP rights	4,559	37,016	41,575	11%	89%
# of duty bearers, humanitarian and other partners receiving training and/or technical support on HLP	255	2,295	2,550	10%	100%

Protection IMU afgkaimu@unhcr.org