

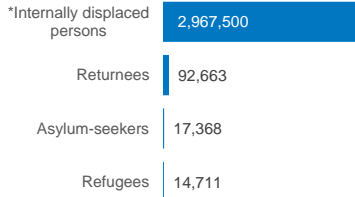
Somalia

1 - 31 March 2022

In March, 84,000 new internal displacements were monitored by the UNHCR-led Protection and Returns Monitoring Network (PRMN). Drivers include drought related (74,000), conflict and insecurity (7,000) and others (3,000).

Banadir (28,000) received the highest number of displaced persons followed by Togdheer (11,000), while Gedo (10,000), and Lower Juba (8,000) regions also received relatively high numbers.

Population of concern



*Estimated internally displaced persons as of November 2020 (Source: Information Management Working Group)

Returnees, refugee and asylum seekers map



Refugees & Asylum-Seekers

At the end of March 2022, there were 32,079 refugees and asylum-seekers registered in Somalia, mainly from Ethiopia (17,065 asylum seekers and 4,666 refugees) and Yemen (8,903 refugees and asylum seekers). The remaining 1,445 persons of concerns were from other countries including Syria (1,163), Tanzania (139) and other countries (143).

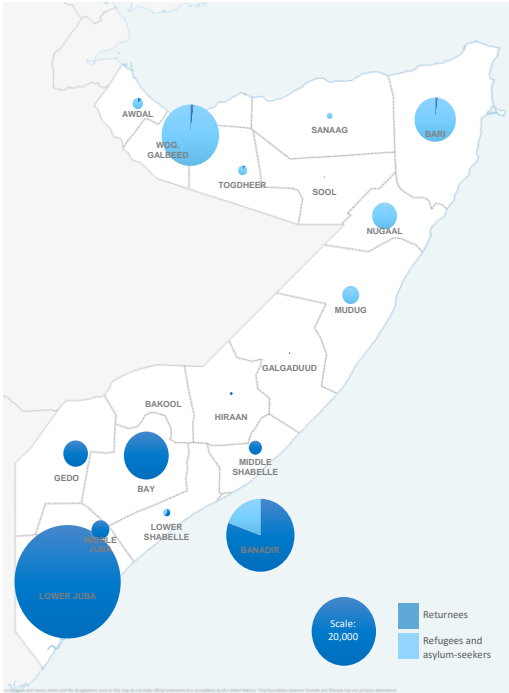


Refugee Returnees (2014 - 2022)

Since December 2014, 92,663 Somali refugees have voluntarily returned to Somalia with UNHCR assistance from different countries of asylum including Kenya, Yemen, Djibouti, Libya, Sudan and Eritrea. In addition, some 47,463 Somalis were monitored as arriving from Yemen since March 2015.

Region	Ethiopia	Yemen	Other
Woq. Galbeed	10,124	4,195	1,081
Bari	6,352	1,613	33
Nugaal	2,724	220	18
Mudug	1,307	35	20
Togdheer	188	118	35
Sanaag	131	18	4
Awdal	293	162	8
Banadir	12	2,423	241
Sool			
Middle Shabelle			
Lower Shabelle		70	
Other	600	49	5
TOTAL	21,731	8,903	1,445

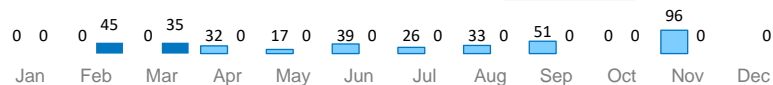
Region	Kenya	Yemen	Other
Lower Juba	54,508	16	127
Banadir	15,747	4,120	866
Bay	9,655	83	22
Gedo	2,922	2	44
Middle Juba	1,539		1
Middle Shabelle	798	41	25
Lower Shabelle	104	79	2
Hiraan	42	6	22
Woq. Galbeed	18	527	333
Galgaduud	15		3
Nugaal	13	29	17
Other	184	513	240
TOTAL	85,545	5,416	1,702



Number of returnees (with assistance from UNHCR) since 2014

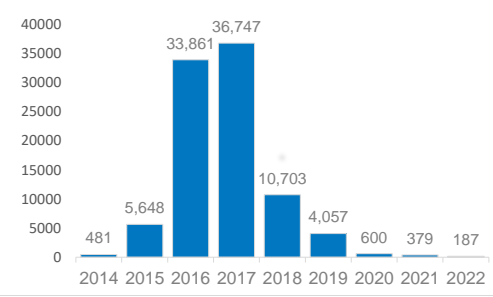
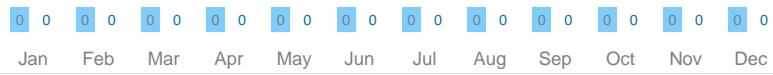
Somali returnees from Kenya by month

Year	Total
<=2019	84,981
2020	190
2021	294
2022	80



Assisted spontaneous returnees from Yemen by month

Year	Total
<=2019	1,682
2020	329
2021	0
2022	0



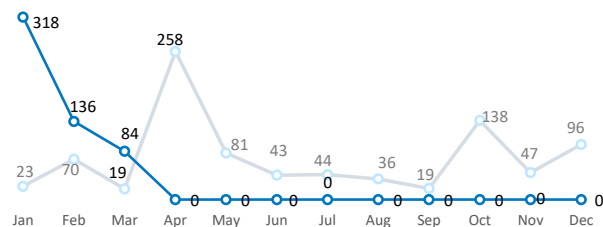
Somalia Internal DISPLACEMENT

Displacements monitored by UNHCR Protection and Return Monitoring Network (PRMN)

Monthly internal displacement (2021 - 2022)

(in thousands)

Year	People
2021	874,000
2022	539,000



2022 displacement reasons

Drought	500,000
Conflict/Insecurity	35,000
Other	3,000
Total	539,000

2022 top arrival regions

Banadir	146,000
Galgaduud	136,000
Mudug	90,000
Gedo	53,000
Togdheer	37,000
Bay	24,000
Lower Juba	13,000
Sool	7,000
Other	33,000
Total	539,000

March 2022 displacement reasons

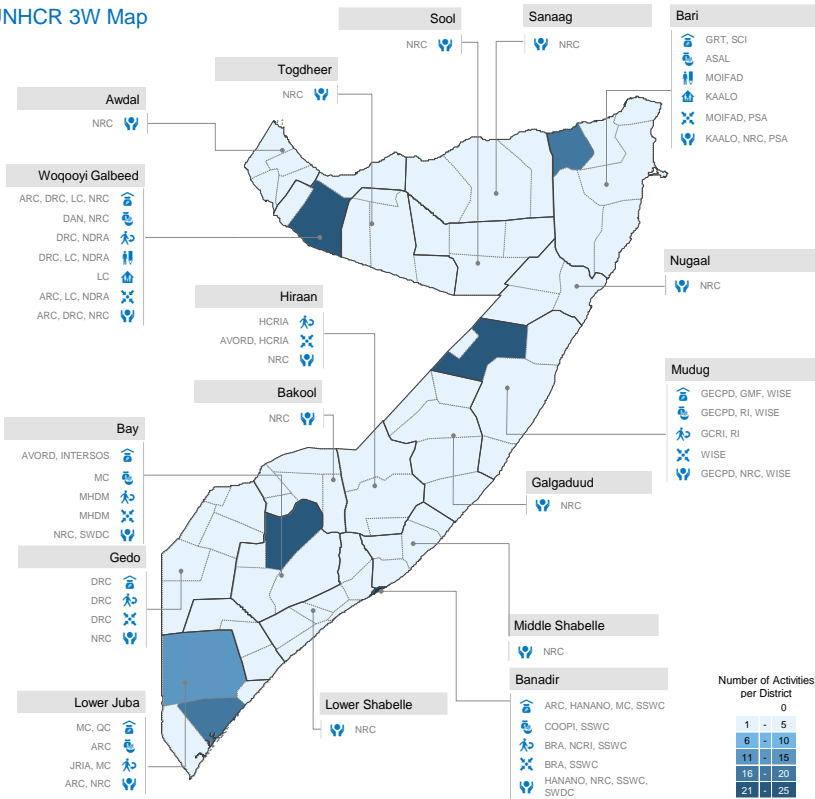
Drought	75,000
Conflict/Insecurity	7,000
Other	2,000
Total	84,000

March 2022 top arrival regions

Banadir	28,000
Togdheer	11,000
Gedo	10,000
Lower Juba	8,000
Mudug	7,000
Bay	5,000
Bakool	3,000
Galgaduud	3,000
Other	9,000
Total	84,000

Somalia

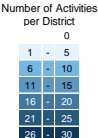
UNHCR 3W Map



Number of activities by region and category

Region	Basic Needs and Essential Services	Leadership, Coordination and Partnerships	Favourable Protection Environment	Fair Protection Processes and Documentation	Durable Solutions	Security from Violence and Exploitation	Community Empowerment, Self Reliance and Self Management	Logistics and Operations Support
Awdal								4
Bakool								5
Banadir	10	3	3					9
Bari	6	2	1	4	1			8
Bay	8	3	3					12
Galgaduud								5
Gedo	2			2				6
Hiraan				1				3
Middle Juba								3
Lower Juba	11	1	6					19
Mudug	5	3	4	1				11
Nugaal								3
Sanaag								4
Middle Shabelle								4
Lower Shabelle								7
Sool								4
Togdheer								4
Woqooyi Galbeed	6	3	5	2	3	1		6

Category	Sub-category
BASIC NEEDS AND ESSENTIAL SERVICES	Water, Transport, Cash Grants, Core Relief Items, Education, Health
LEADERSHIP, COORDINATION AND PARTNERSHIPS	Cluster Coordination - Protection, Shelter, COCM
FAVOURABLE PROTECTION ENVIRONMENT	Facility Rehabilitation, Equipment, Peaceful Coexistence
FAIR PROTECTION PROCESSES AND DOCUMENTATION	Registration, Profiling, Civil Documentation
DURABLE SOLUTIONS	Return Assistance, Transit Center, Counseling
SECURITY FROM VIOLENCE AND EXPLOITATION	Legal Protection, SGBV Prevention & Response, Material Assistance, PRMN
COMMUNITY EMPOWERMENT, SELF RELIANCE AND SELF MANAGEMENT	Cash Grants, Employment, Business, Vocational Training
LOGISTICS AND OPERATIONS SUPPORT	PDM, Warehouse Management, Transport



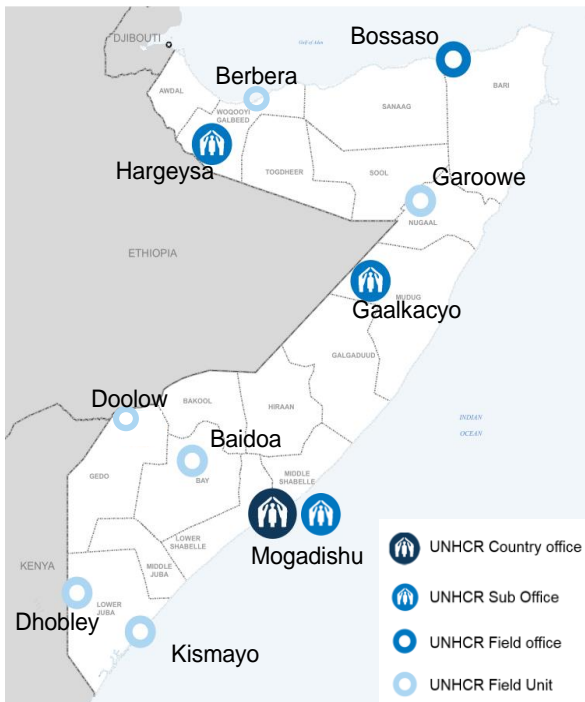
UNHCR Presence

Staff

121 National Staff
48 International Staff
29 Affiliate Workforce

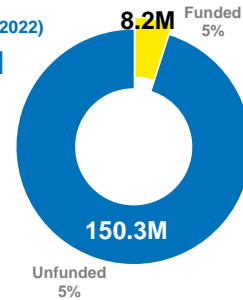
Offices

1 Country Office in Mogadishu
3 Sub-Offices in Gaalkacyo, Hargeysa and Mogadishu
1 Field Office in Bossaso
6 Field Units in Baidoa, Dhobley, Garoowe, Kismayo, Berbera and Doolow
1 Support Office in Nairobi



Funding (as of 29 Mar 2022)

USD 157.5 M requested for Somalia



UNREMARKED CONTRIBUTIONS | USD

Sweden 95.2 million | **Norway** 72.5 million | **Netherlands** 37.2 million | **Denmark** 35.6 million | **Germany** 27.6 million | **Switzerland** 18.4 million | **Private donors** | **Spain** 12.3 million | **Belgium** 11.9 million | **Ireland** 11.8 million

Algeria | Armenia | Bulgaria | Canada | Estonia | Finland | Iceland | Liechtenstein | Lithuania | Luxembourg | Monaco | Montenegro | Peru | Qatar | Republic of Korea | Saudi Arabia | Singapore | Thailand | Turkey | Uruguay | Private donors

Contact

Magatte Guisse, Representative, Somalia
guisse@unhcr.org, Cell: +252 611 634 665

Links

[Somalia: Global Focus](#) - [Somalia: Information sharing portal](#) - [UNHCR Somalia](#) - [@UNHCRSom](#) - [Facebook: UNHCR Somalia](#) - [Somalia internal displacement](#)

UNHCR is grateful for the generous contributions of donors who have directly contributed to the UNHCR Somalia operation in 2022

