Registered Persons of Concern Refugees and Asylum Seekers in Jordan - All

Updated date: 4/18/2022

Active Registered Persons Of Concern **761,059**

628,902	82.6%	
132157	17.4%	
37,895	5.0%	
372,488	48.9%	
350,676	46.1%	

Age and Gender

Gender	0-4	5-11	12-17	18-35	36-59	60+
Male	47,725	74,838	57,337	114,977	73,633	16,419
Female	45,969	70,714	54,093	108,335	75,543	21,476
Total	**93,694**	**145,552**	**111,430**	**223,312**	**149,176**	**37,895**
	12.3%	19.1%	14.6%	29.3%	19.6%	5.0%

Biometric Statistics

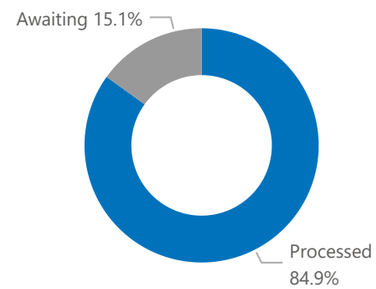

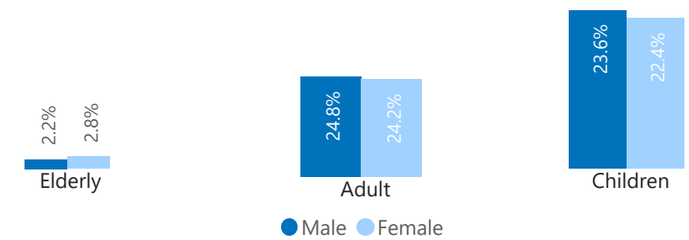

Origin Country

SOM	658	0.1%
other	1,387	0.2%
SUD	5,643	0.7%
YEM	12,875	1.7%
IRQ	66,057	8.7%
SYR	674,439	88.6%

Specific Needs

Serious medical condition	93,838	12.3%
Specific legal and physical protection needs	36,927	4.9%
Child at risk	30,040	3.9%
Single parent	17,303	2.3%
Woman at risk	14,007	1.8%
Older person at risk	7,318	1.0%
Unaccompanied or separated child	2,159	0.3%

** Specific need Disability is under validation*

** An individual can have more than one specific need*

Individuals with Specific Needs	167,699	22.0%

Year of Arrival

Pre 2011	25,036	4.2%
2011	23,554	3.9%
2012	148,514	24.7%
2013	247,124	41.1%
2014	75,035	12.5%
2015	24,327	4.0%
2016	33,417	5.6%
2017	10,215	1.7%
2018	9,687	1.6%
2019	2,545	0.4%
2020	1,935	0.3%
2021	288	0.0%
2022	32	0.0%

** The new arrivals excludes newborn babies who are represented under the registration trend.*

Registration Trend

Pre - 2011	142,896	10.4%
2011	10,988	0.8%
2012	134,856	9.8%
2013	675,322	48.9%
2014	145,769	10.6%
2015	55,247	4.0%
2016	67,720	4.9%
2017	41,335	3.0%
2018	38,811	2.8%
2019	23,923	1.7%
2020	13,828	1.0%
2021	24,385	1.8%
2022	5,357	0.4%

Registration Trend Quarterly

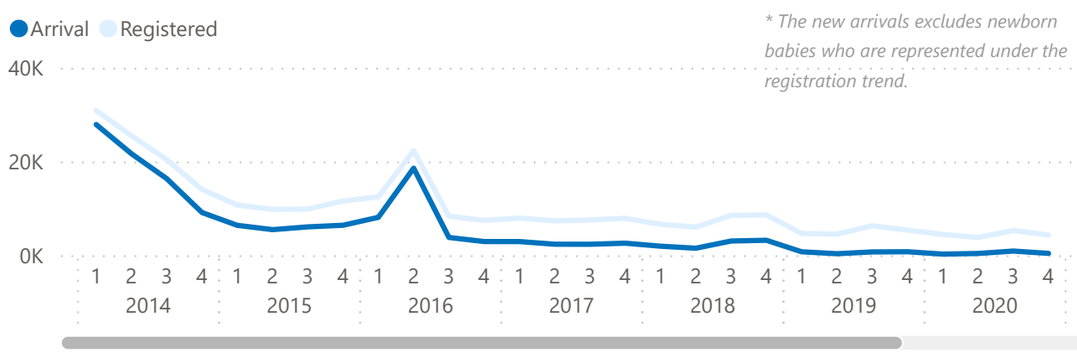

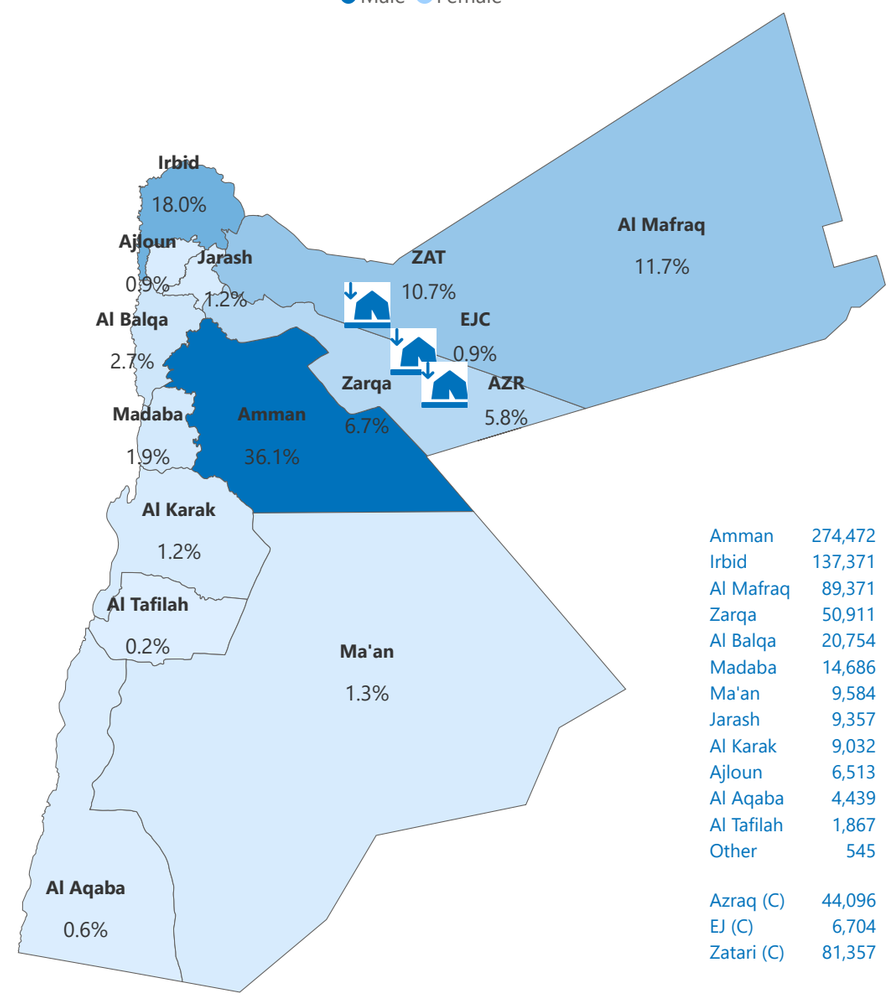

Amman	274,472
Irbid	137,371
Al Mafraq	89,371
Zarqa	50,911
Al Balqa	20,754
Madaba	14,686
Ma'an	9,584
Jarash	9,357
Al Karak	9,032
Ajloun	6,513
Al Aqaba	4,439
Al Tafilah	1,867
Other	545
Azraq (C)	44,096
EJ (C)	6,704
Zatari (C)	81,357

Prepared by Data Analysis Group | Jordan