



Tanzania Refugee Population Update

as of 30 April 2022



Key Figures



248,523*

Population of Concern

83.6%
207,711
Living in camps

7.6%
18,950
Living in settlements

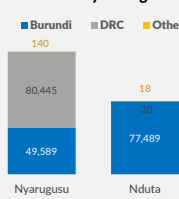
8.7%
21,507
Living in villages

0.1%
205
Living in urban area

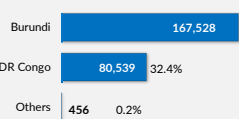
89%
220,325
Refugees

11%
28,198
Asylum-seekers

Camp-based population by country of origin



Country of origin

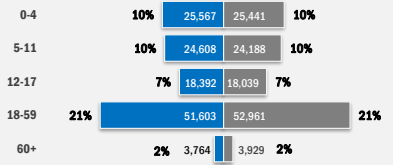


Age and Gender

0-17
55%
Children

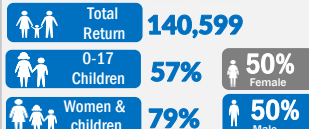
60+
3%
Older People

Age (Years)



Durable Solutions

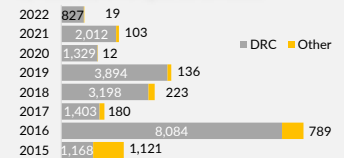
Voluntary return of Burundian refugees, 2017-2022



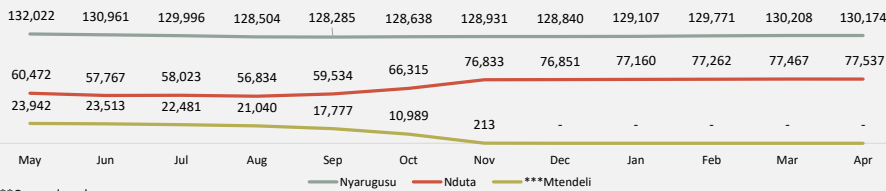
Local integration

162,000 former Burundian refugees (1972) granted citizenship by the Government of Tanzania.

Resettlement departures by country of origin, 2015-2022

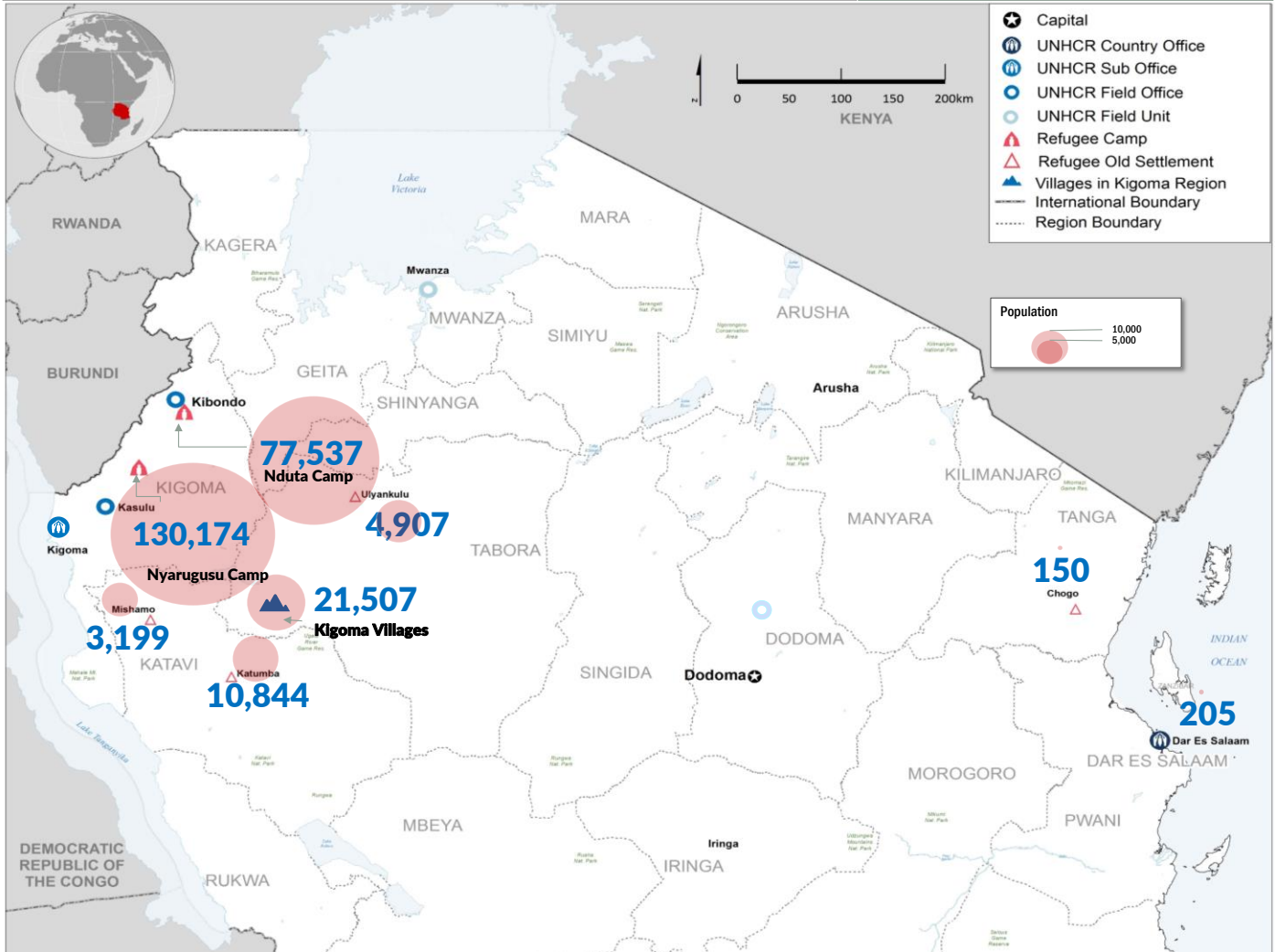
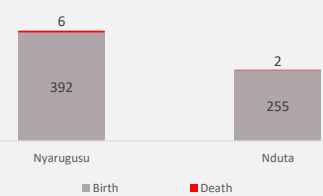


Camp population trend: May 2021 to April 2022



***Camp closed

Births vs Deaths



The boundaries and names shown on this map do not imply official endorsement or acceptance by the United Nations. Sources: Boundaries: UNCS; Background: USGS; Data: Government of Tanzania, UNHCR.

For more information, please contact: MALLYA@unhcr.org or visit: <https://data2.unhcr.org/en/situations/burundi/location>