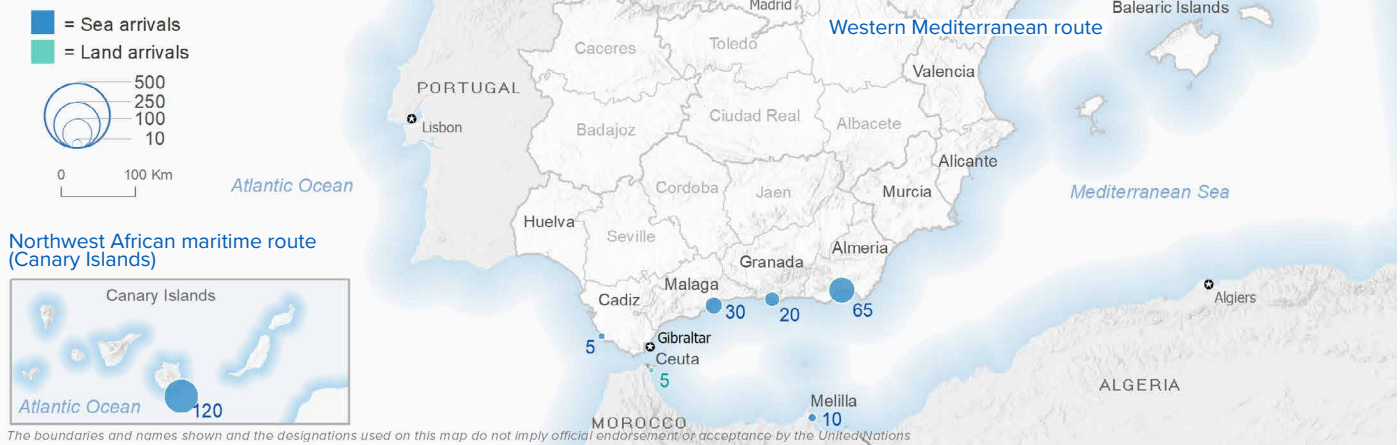


# SPAIN Weekly snapshot - Week 18 (2 - 8 May 2022)

The charts below are based on figures from the Ministry of Interior and UNHCR estimates. All figures are provisional and subject to change

## Refugees & migrants: sea and land arrivals in week 18<sup>1</sup>



### Arrivals in Spain

**10,708**  
 Arrivals as of 8 May 2022<sup>2</sup>  
+19%  
 Dif. 2021

**9,493**  
 Sea Arrivals<sup>2</sup>  
 Dif. 2021: +9%

**1,215**  
 Land Arrivals<sup>2</sup>  
 Dif. 2021: +316%

**256**  
 Arrivals Week 18<sup>1</sup>  
 Dif. last week: -57%  
 Dif. 2021: -58%

### Western Mediterranean

**3,845**  
 Arrivals as of 8 May 2022<sup>2</sup>  
-4%  
 Dif. 2021

**2,630**  
 Sea Arrivals<sup>2</sup>  
 Dif. 2021: -29%

**1,215**  
 Land Arrivals<sup>2</sup>  
 Dif. 2021: +316%

**137**  
 Arrivals Week 18<sup>1</sup>  
 Dif. last week: -61%  
 Dif. 2021: -66%

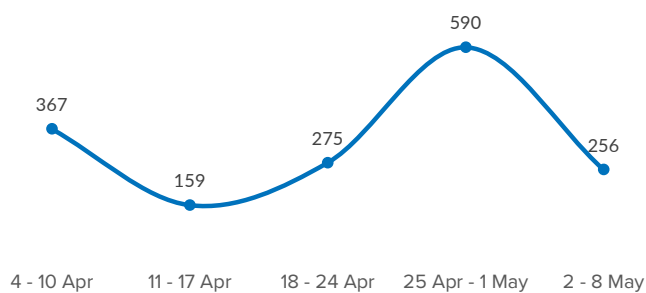
### Northwest African maritime (Canary Islands)

**6,863**  
 Arrivals as of 8 May 2022<sup>2</sup>  
+38%  
 Dif. 2021

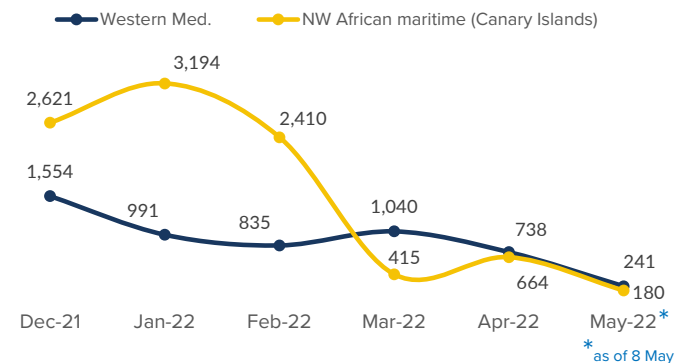
**6,863**  
 Sea Arrivals<sup>2</sup>  
 Dif. 2021: +38%

**119**  
 Arrivals Week 18<sup>1</sup>  
 Dif. last week: -49%  
 Dif. 2021: -41%

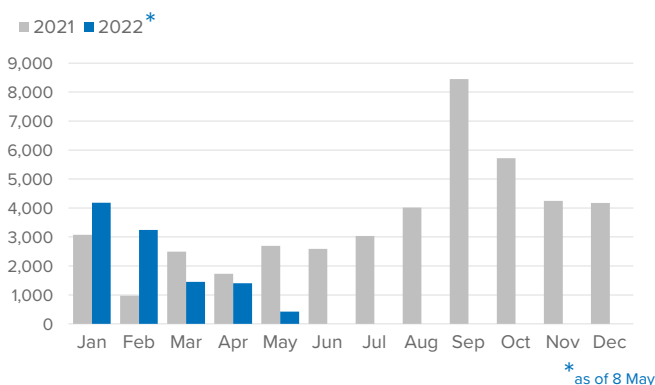
### Arrivals in Spain during the last five weeks<sup>1</sup>



### Arrivals in Spain by route during the last six months<sup>1</sup>



### Arrivals in Spain per month<sup>2</sup>



### Arrivals in Spain per year<sup>2</sup>

