


Key figures and narrative analysis



Children washing their hands after having a hot meal at Nyakabande TC . ©UNHCR

Uganda continues to receive new arrivals from the Democratic Republic of Congo (DRC) and South Sudan, through the Southwestern and Northern borders.

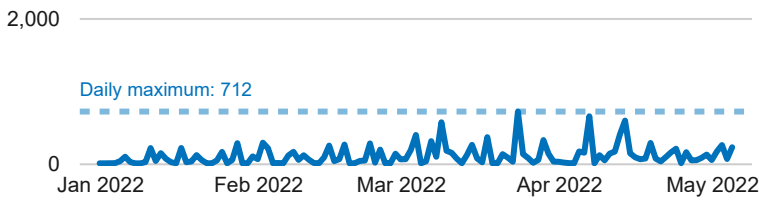
The border entry points of Bunagana, Nteko and Busanza have remained calm throughout the reporting period (29 April - 05 May). In the reporting period, 877 refugees were relocated to Nakivale, as a result 17,636 new arrivals remained at the holding centre and transit centre as of 05 May 2022.

20 new arrivals came through Kasese bringing the total number at Bwera holding area to 884 individuals.

Note that this dashboard is only showing figures for new arrivals who have undergone Level 1 registration, it therefore does not include those who are staying along the border or with host community.

In addition to the large influx into the Southwest, new arrivals from South Sudan are also continuing to cross into West Nile.

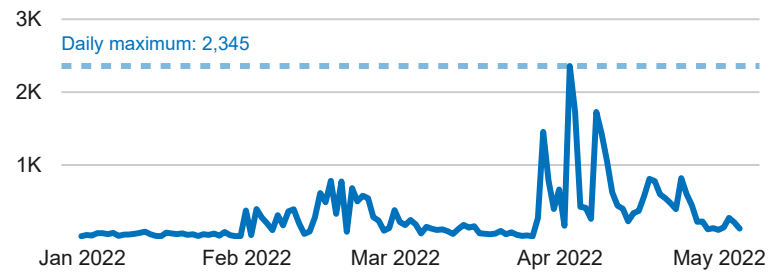
New arrivals from South Sudan by district of entry



District	January	February	March	April	May	Total
AMURU	969	1,602	1,866	1,606	668	6,711
ARUA	10	308	559	151		1,028
KOBOKO	453	232	1,401	512	24	2,622
LAMWO			533	1,669	46	2,248
YUMBE	209	238	172	70	1	690
Total	1,641	2,380	4,531	4,008	739	13,299

Note: New arrivals by district of entry are counted through Level 1 registration

New arrivals from DR Congo by district of entry



District	January	February	March	April	May	Total
ZOMBO	3	379	32	10		424
NTOROKO		8				8
KOBOKO	98	199		2	19	318
KISORO	346	411	3,014	17,040	614	21,425
KIKUUBE		532	1,357	485	78	2,452
KASESE	5	4		1,182	16	1,207
KANUNGU			6			6
HOIMA		101				101
BUNDIBUGYO	602	7,340	1,109	246	72	9,369
ARUA	6	39	55			100
Total	1,060	9,013	5,573	18,965	799	35,410

Status of Transit / Reception Centres and Collection Points in West Nile

Location	Capacity	Population	Arrivals*	Settled*
Goboro TC	1,000	16	702	
Imvepi RC	700	45	1,767	1,579
Kuluba TC	1,200	555	366	
Lokung CP	560	1,334	1,876	498
Nyumanzi RC	2,000	587	946	378
Ocea RC	800	382	4,648	4,294
Omugo QC	1,500	0	5,594	
Palabek CP	200	0	3,546	3,498
Total capacity	7,960	2,919	10,247	

* Figures for arrivals and settled are cumulative from January 2022 to date
Note: Refugees at Goboro TC relocate to Imvepi RC after quarantine; some new arrivals at Palabek CP are unregistered refugees from Palabek; refugees at Omugo QC relocate to Ocea RC and Imvepi RC for registration

Status of Holding / Transit / Reception Centres in South & Mid West

Location	Capacity	Population	Arrivals*	Settled*
Bubukwanga TC	1,200	17	8,587	
Bwera HC	260	884	1,198	
Kabazana RC	1,200	1,041	3,474	1,605
Kagoma RC	1,000	1,118	2,457	1,448
Mahani RC	1,000	145	7,980	7,940
Nyakabande TC	5,000	17,636	21,908	
Sebagoro TC	200	0	2,299	
Sweswe RC	1,000	87	1,419	1,343
Total capacity	10,860	20,928	12,336	

* Figures for arrivals and settled are cumulative from January 2022 to date
Note: Refugees at Sebagoro TC relocate to Kagoma RC; refugees at Bubukwanga TC relocate to Mahani RC and Sweswe RC; refugees at Nyakabande TC relocate to Kabazana RC; figures for Nyakabande TC include those for the holding area