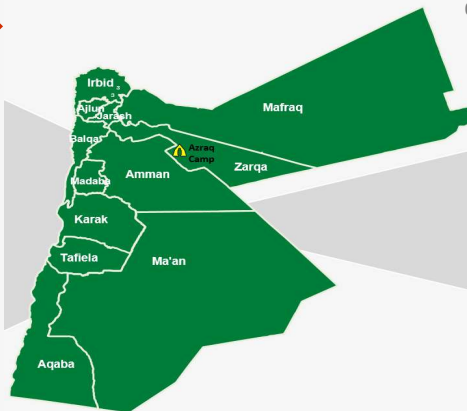
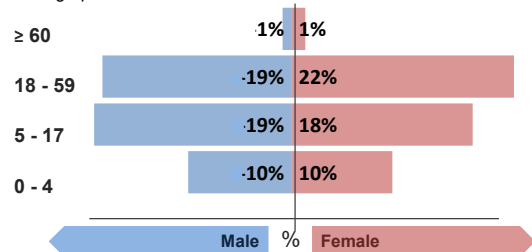


Refugee population

Total refugee population: **38,230**

Demographic breakdown:



Key facts

Camp opened:
May 2014

Indicators at a glance

1 Health utilisation rate	7.5	X
2 Number of consultations per clinician per day	34	✓
3 Referral rate (/1,000/month)	4.8	
4 Crude Mortality Rate (CMR) (/1,000/month)	0.1	✓
5 Under-five Mortality Rate (U5MR) (/1,000/month)	0.3	✓
6 Neonatal Mortality Rate (NNMR) (/1,000 livebirths)	2.9	✓

Notes

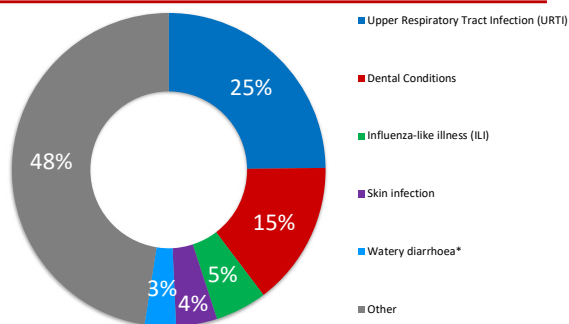
This public health profile for Azraq refugee camp is compiled from health facility data from the following partners:

- IMC Clinics in Villages 3, 5, and 6
- IMC Hospital
- IMC COVID-19 Treatment Center
- AMR Clinics in Villages 2 and 6
- IRC RH Services in Villages 3, 5, and 6

Data is collected using standardised Health Information System (HIS) data collection and reporting tools and aims to be as accurate as possible.

Morbidity

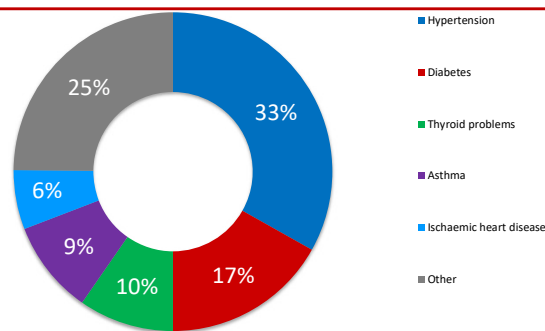
Acute health conditions (%)



Top 5 acute health conditions

	% morbidity	# of cases
1 Upper Respiratory Tract Infection (URTI)	25%	11,333
2 Dental Conditions	15%	6,804
3 Influenza-like illness (ILI)	5%	2,435
4 Skin infection	4%	1,931
5 Watery diarrhoea*	3%	1,477
- Other	48%	21,725

Chronic health conditions (%)

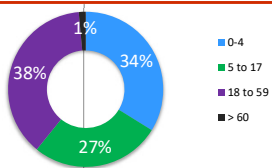


Top 5 chronic health conditions

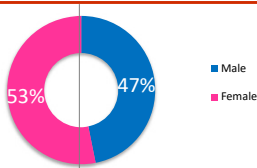
	% morbidity	# of cases
1 Hypertension	33%	933
2 Diabetes	17%	475
3 Thyroid problems	10%	272
4 Asthma	9%	266
5 Ischaemic heart disease	6%	170
- Other	25%	699

Breakdown of acute health conditions

by age

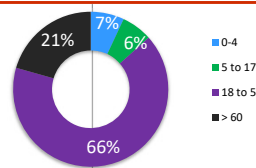


by gender

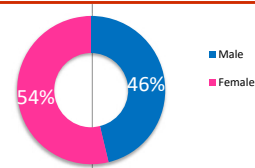


Breakdown of chronic health conditions

by age



by gender



Public Health

Health Impact

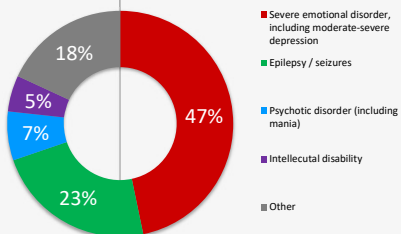
	Indicator	Standard	
Crude Mortality Rate (CMR) (/1,000/month)	0.1	< 0.5	✓
Under-five Mortality Rate (U5MR) (/1,000/month)	0.3	< 1.5	✓
Neonatal Mortality Rate (NNMR) (/1,000 livebirths)	2.9	< 14.9	✓

Access and utilization

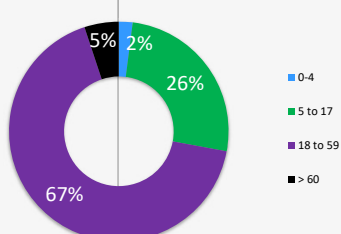
No. of health facilities	1 : 7646	1 : < 10,000	✓
Total number of consultations	71,648		
Health utilisation rate	7.5	1 - 4	✗
No. of consultations per trained clinician per day	34	< 50	✓

Breakdown of mental health conditions

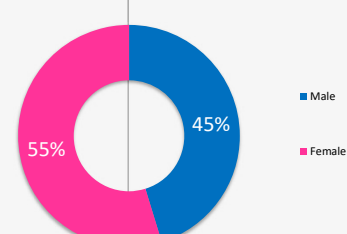
By cause



By age

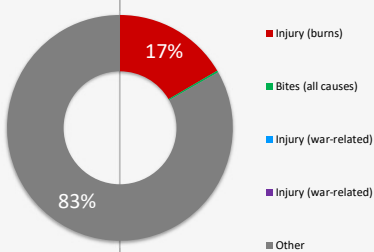


By gender

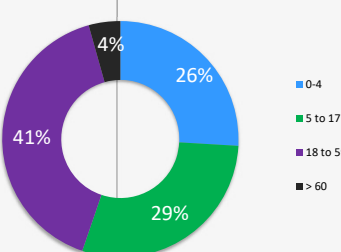


Breakdown of injuries

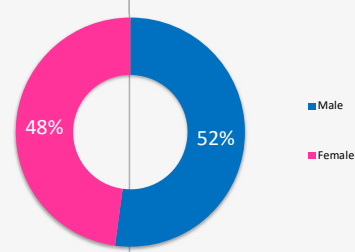
By cause



By age



By gender



In-patient and referral

In-patient department

	Indicator	Standard	
Hospitalisation rate (/1,000/year)	103.4	50 - 150	^
Bed occupancy rate	41%	> 75%	✗
Mean length of stay for authorised discharges (days)	2.8		

Overall case fatality rate

0%

Proportion of deaths within 24 hours of admission

0%

Reproductive Health

Antenatal care

	Indicator	Standard	
Coverage of antenatal care (4 or more visits)	89%	≥ 90%	✗
Coverage of TT vaccination	24%	≥ 90%	✗
Coverage of anaemia screening in pregnancy	100%	≥ 90%	✓

Delivery care

Proportion of deliveries attended by skilled personnel	98%	≥ 90%	✓
Proportion of deliveries performed by caesarean section	28%	5 - 15%	✗
Proportion of low birth weight deliveries (<2500g)	5%	< 15%	✓

Maternal mortality

Number of maternal deaths reported	0		
% of maternal deaths investigated	0%	100%	

Postnatal care

Coverage of postnatal care	54%	≥ 90%	✗
----------------------------	-----	-------	---

Sexual and Gender-based Violence

Incidence of rape (reported cases/10,000/year)*	0.0		^
% of rape survivors who received PEP** < 72 hours		100%	^
% of rape survivors who received ECP*** < 120 hours		100%	^
% of rape survivors who received STI**** prophylaxis < 2 wks		100%	^

*Only includes rapes reported at health facilities **Post-exposure prophylaxis ***Emergency contraceptive pill ****Sexually transmitted infection



UNHCR gratefully acknowledges the support of

