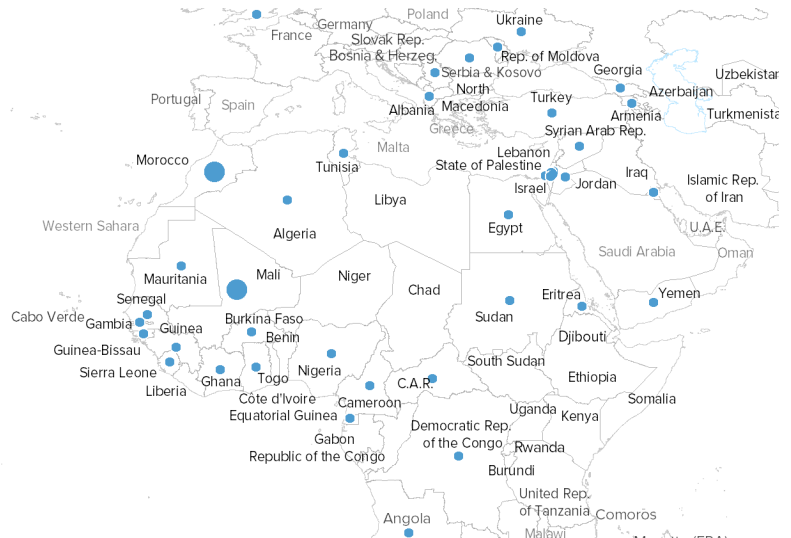
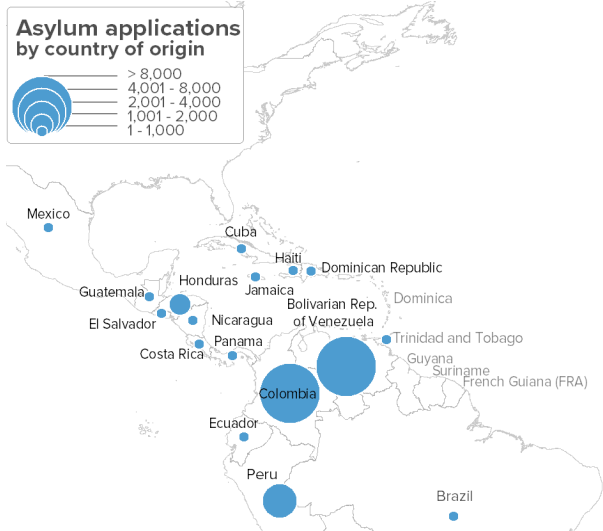


# SPAIN ASYLUM APPLICATIONS

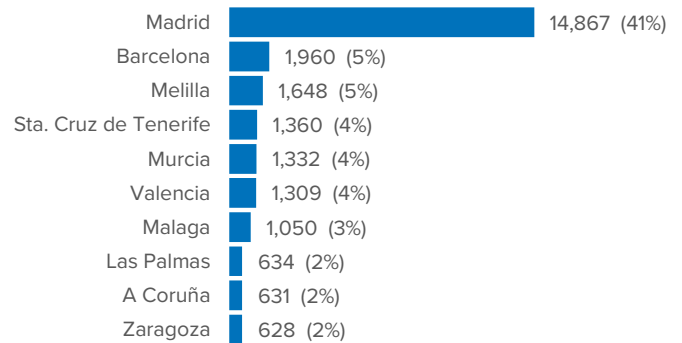
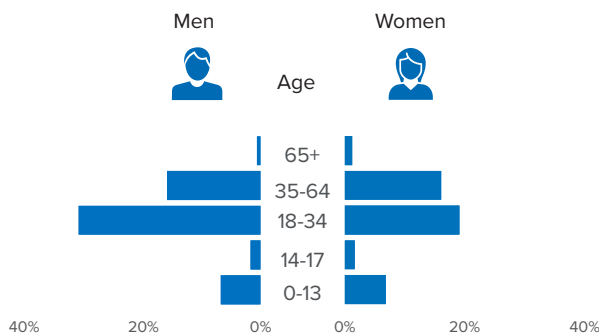
1 Jan - 30 Apr 2022



**36,483** Asylum app.  $\uparrow$  112% Dif. 2021      **14%** Recognition rate      **110,645** Pending app.<sup>2</sup>  $\uparrow$  29% Dif. 2021  
**35%** Protection rate<sup>1</sup>

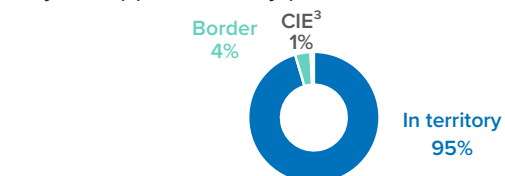
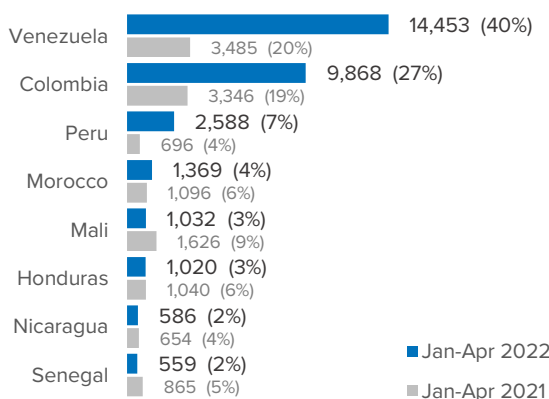
Number of asylum applications by gender/age<sup>2</sup>

Main provinces of asylum applications

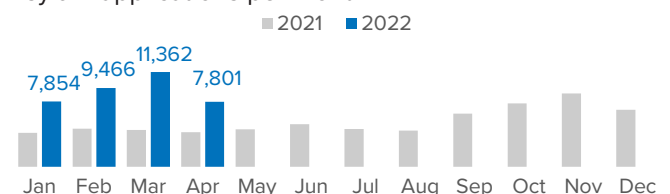


Most common nationalities of asylum applicants

Asylum applications by place of submission



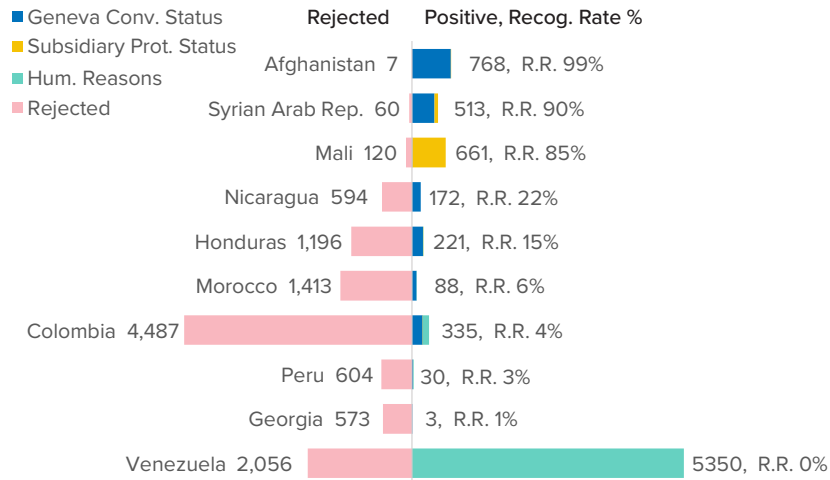
Asylum applications per month



Source: Unless otherwise indicated, provisional figures published by the Asylum and Refugee Office, Ministry of Interior, Spain.

<sup>1</sup>Protection rate: includes refugee status, subsidiary protection, and persons granted authorization to stay for humanitarian reasons.

<sup>2</sup>Eurostat as of Apr 2022 <sup>3</sup>CIE: Detention centre for foreigners (In Spanish: *Centro de Internamiento de Extranjeros*, CIE)

Eligibility Commission proposals<sup>4</sup>: 25,426


# SPAIN TEMPORARY PROTECTION

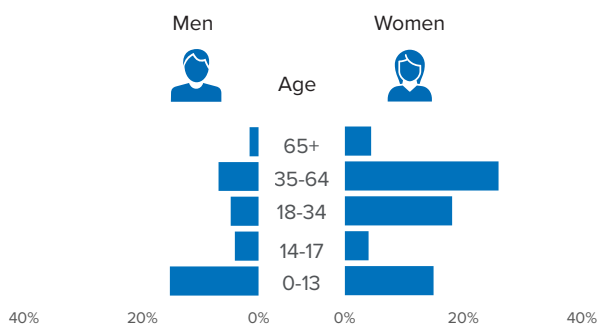
11 Mar - 30 Apr 2022

## 83,047

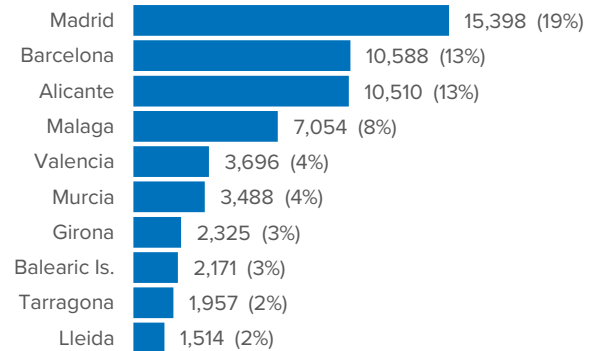
 Temporary Protection app.<sup>5</sup>

 99% Ukrainians  
 1% Third country nationals

Number of temporary protection applications by gender/age



Main provinces of temporary protection applications


<sup>4</sup>Decisions by the Interministerial Eligibility Commission recommended to the Minister of Interior.

<sup>5</sup>Source: Ministry of Interior