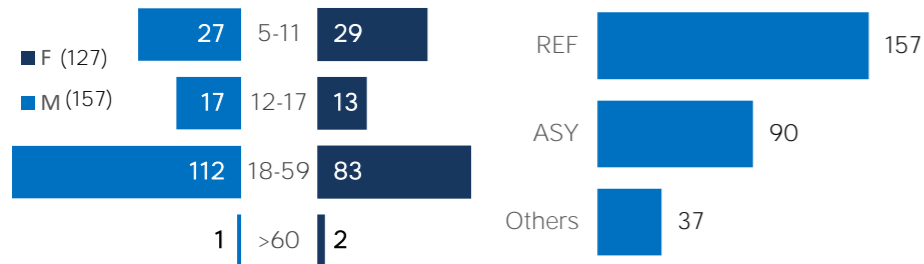


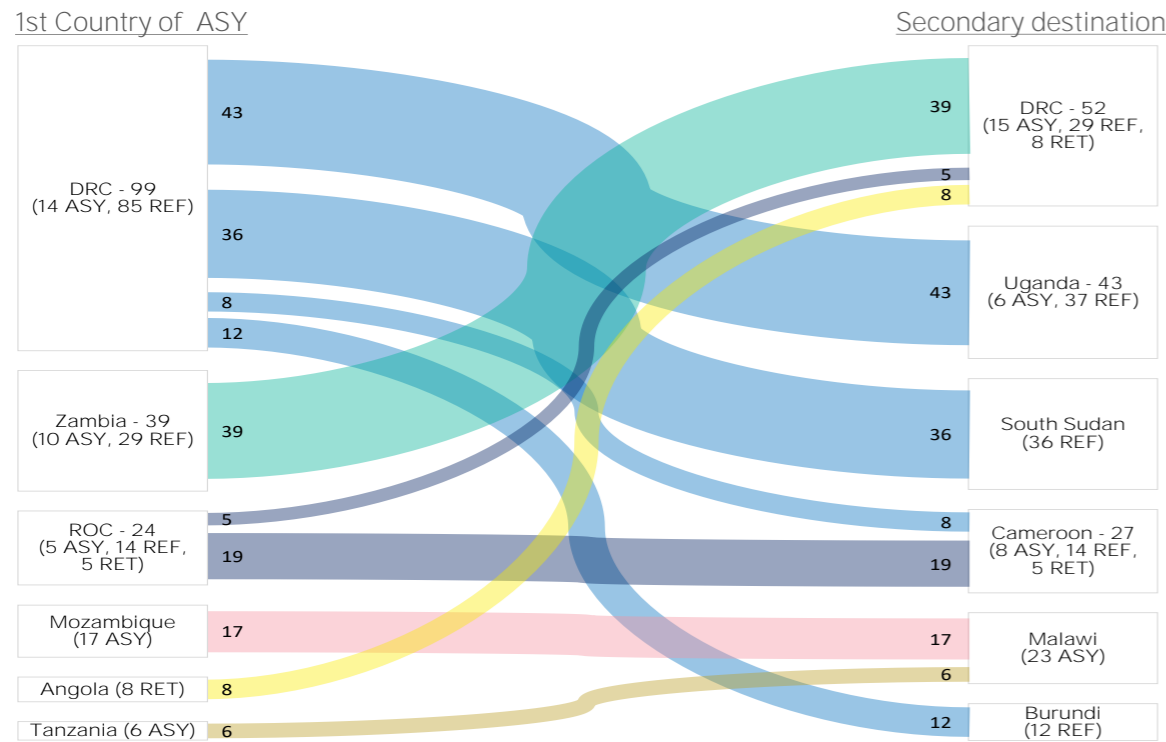
CROSS BORDER MOVEMENTS KEY FIGURES



AGES, GENDER AND LEGAL STATUS OF MOVERS **

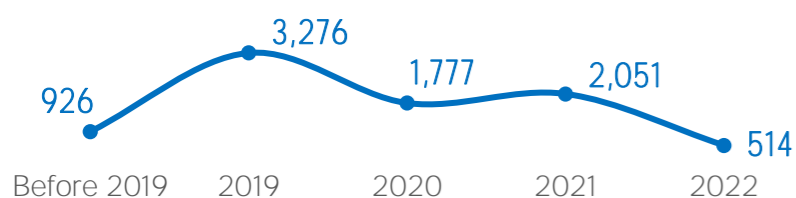


CROSS BORDER MOVEMENTS WHERE THE FLOW INVOLVED 5 POCs AND MORE *



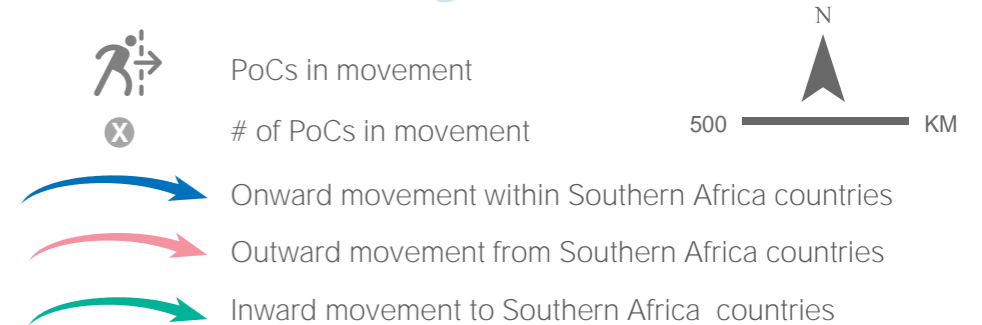
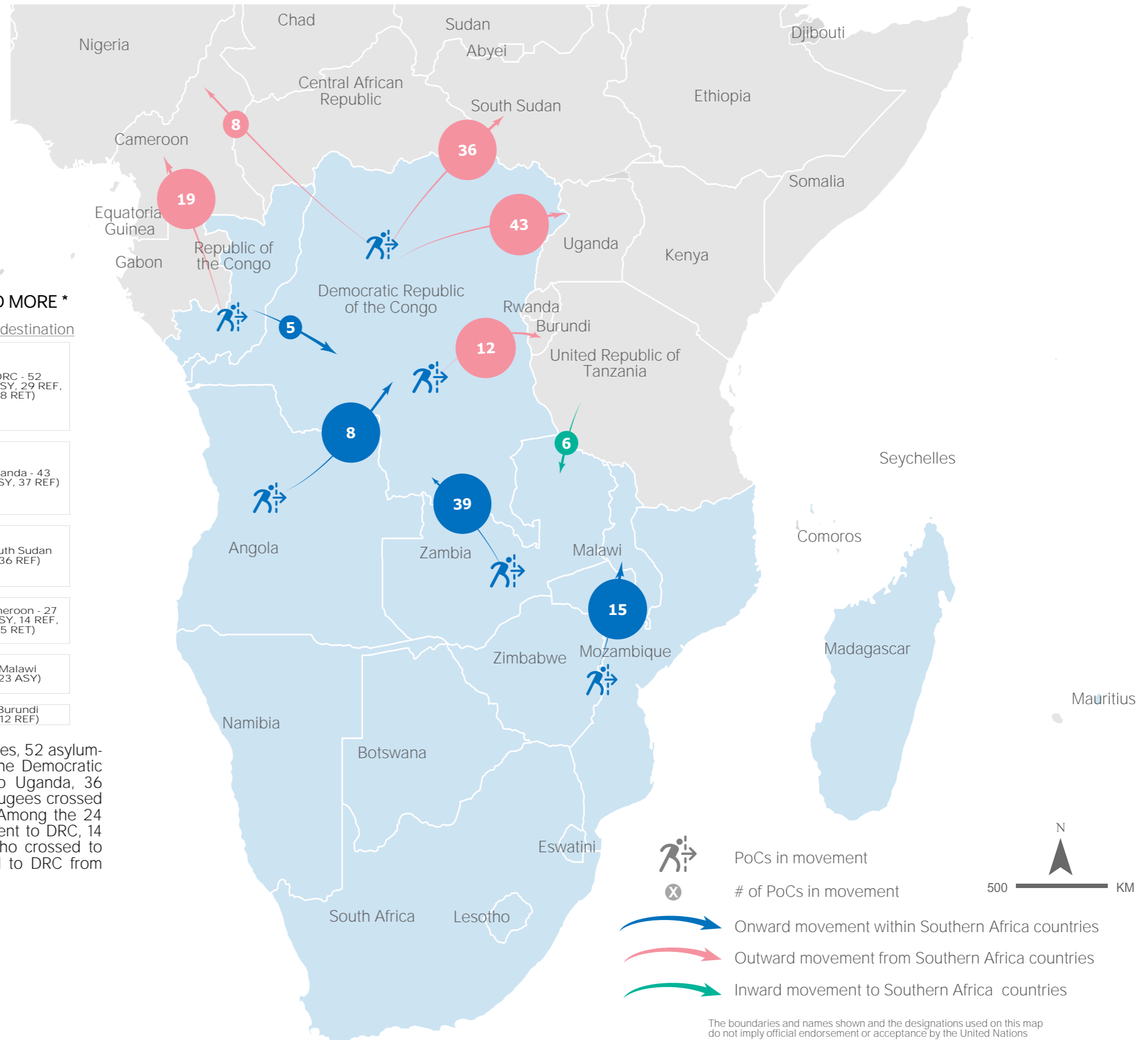
In March 2022, 193 cross-border movements were recorded involving 128 refugees, 52 asylum-seekers and 13 returnees. From the 99 Person of Concerns (PoCs) who left the Democratic Republic of the Congo (DRC), 5 asylum-seekers and 37 refugees crossed to Uganda, 36 refugees went to South Sudan, 8 asylum-seekers went to Cameroon while 12 refugees crossed to Burundi; 10 asylum-seekers and 29 refugees crossed to DRC from Zambia; Among the 24 PoCs who crossed from the Republic of the Congo (RoC), 5 asylum-seekers went to DRC, 14 refugees and 5 returnees went to Cameroon; From the 23 asylum-seekers who crossed to Malawi, 17 came from Mozambique and 6 from Tanzania; 8 refugees returned to DRC from Angola.

CUMULATIVE CROSS BORDER MOVEMENTS TREND PER YEAR



* The flows shown are restricted only to 5 or more people of movement, therefore the totals is different from the overall movements of the month due to the exclusion. In case of the same country of origin and first country of asylum, due to the change of nationality of some PoCs, country of origin are replaced with the previous

MAP OF THE CROSS BORDER MOVEMENTS WHERE THE FLOW INVOLVED 5 POCs AND MORE *



The boundaries and names shown and the designations used on this map do not imply official endorsement or acceptance by the United Nations

*PoCs = Person of concerns ** REF = Refugee, ASY = Asylum-seeker OOC = Other of concern, RET = Returnee

Data sources: UNHCR PRIMES. For more information or to contribute, please contact UNHCR RBSA DIMA (rsarbdima@unhcr.org)