

Context & Methodology

More than 6.5 million refugees have fled Ukraine since the escalation of conflict on 24 February 2022. From among them, 3,544,995 have been displaced to Poland ([UNHCR](#)). The number of people crossing has fluctuated in the days since the escalation, and it can be anticipated that it will vary with the intensity and geography of conflict in the next days or weeks.

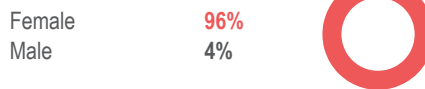
To understand the drivers of displacement and intentions of refugees, 10,678 interviews were conducted with people crossing from Ukraine into Poland. Interviews were conducted at every border checkpoint (four in Lubelskie and four in Podkarpackie voivodeships) as well as certain reception centers, and began on 28 February. This factsheet includes cumulative responses from 28 February to 25 May. Following this data collection, select interviewees will be contacted for long-form qualitative interviews to gain a longitudinal understanding of their experience of displacement.

Interviewees were selected purposively to gain a broader understanding of experiences and intentions, and results should therefore be considered indicative.

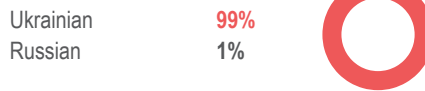
The data collection tool was modified after the deployment and therefore the sample size differs for certain questions; for some of them, the sample size is provided.

Demography

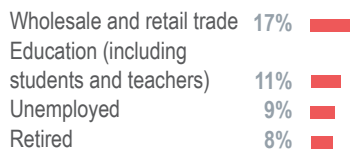
Gender of the respondent



Nationality of the respondent



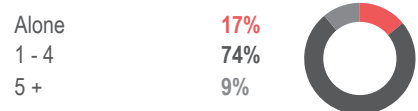
Most reported pre-displacement employment status of respondents²



Respondents reporting travelling with the following population groups¹

- 76% respondents travelling with children of which 21% were under 5
- 10% respondents travelling with older persons (65+ years of age)
- 4% travelling with persons with disabilities

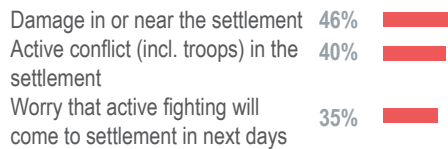
Number of people traveling with respondents



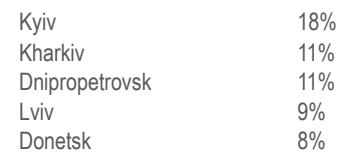
Origins and Arrivals

100% of respondents reported holding a passport

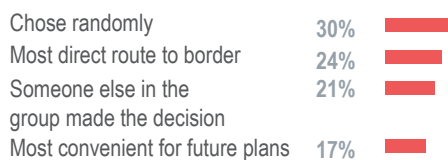
Reasons for leaving the area of origin^{1, 3}




Most frequent regions (oblasts) of origin⁴



Reason for selecting border crossing²




Most frequently reported modalities of border crossing²



Intentions

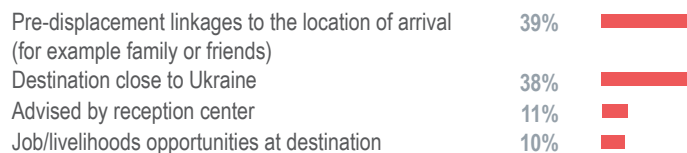
Top 5 intended destination countries of respondents



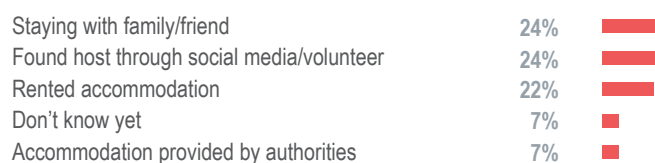
51% of respondents intending to stay in Poland plan to stay in the country as long as conflict in Ukraine continues

33% of respondents intending to stay in Poland don't know how long they will stay in the country

Reported drivers for selection of destination country by respondents^{1, 2}



Reported accommodation type in destination country by respondents



¹Multiple responses permitted. The sum might exceed 100%. ²Top four choices indicated by respondents. ³Top three choices indicated by respondents. ⁴Top five choices indicated by respondents.