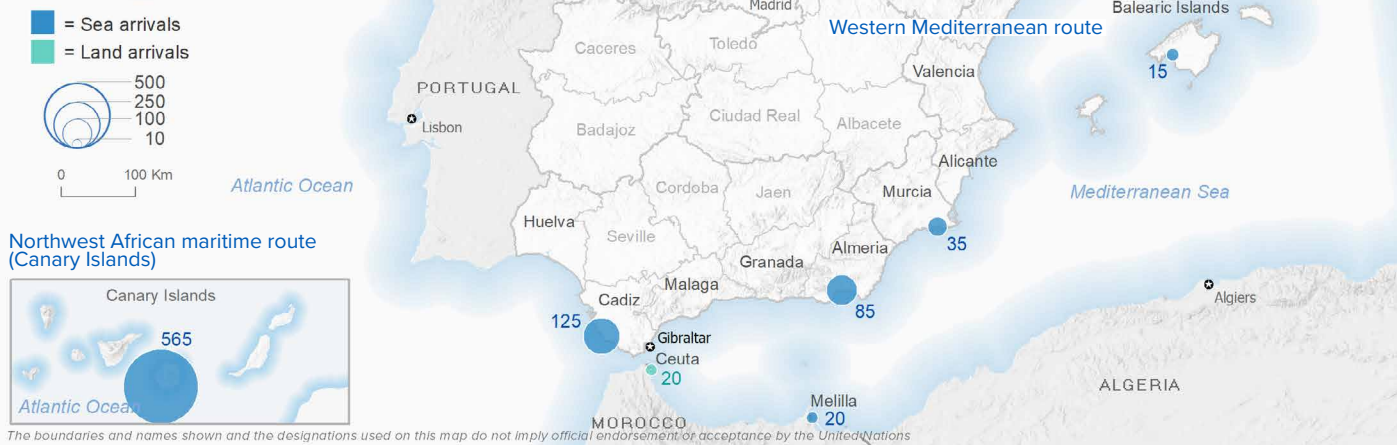


SPAIN Weekly snapshot - Week 22 (30 May- 5 Jun 2022)

The charts below are based on figures from the Ministry of Interior and UNHCR estimates. All figures are provisional and subject to change

Refugees & migrants: sea and land arrivals in week 22¹



Arrivals in Spain

13,484
 Arrivals as of
 5 Jun 2022² **+18%**
 Dif. 2021

12,194
 Sea Arrivals²
 Dif. 2021: **+11%**

1,290
 Land Arrivals²
 Dif. 2021: **+206%**

858
 Arrivals Week 22¹
 Dif. last week: **+81%**
 Dif. 2021: **+42%**

Western Mediterranean

4,673
 Arrivals as of
 5 Jun 2022² **-16%**
 Dif. 2021

3,383
 Sea Arrivals²
 Dif. 2021: **-34%**

1,290
 Land Arrivals²
 Dif. 2021: **+206%**

295
 Arrivals Week 22¹
 Dif. last week: **+264%**
 Dif. 2021: **-10%**

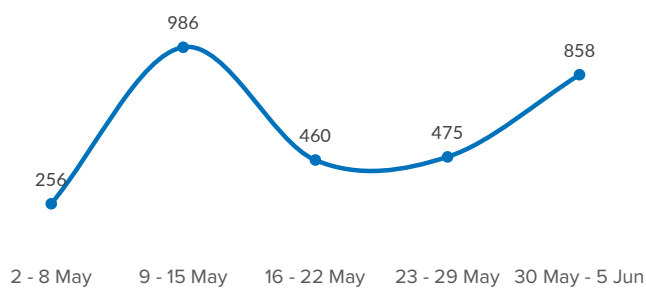
Northwest African maritime (Canary Islands)

8,811
 Arrivals as of
 5 Jun 2022² **+50%**
 Dif. 2021

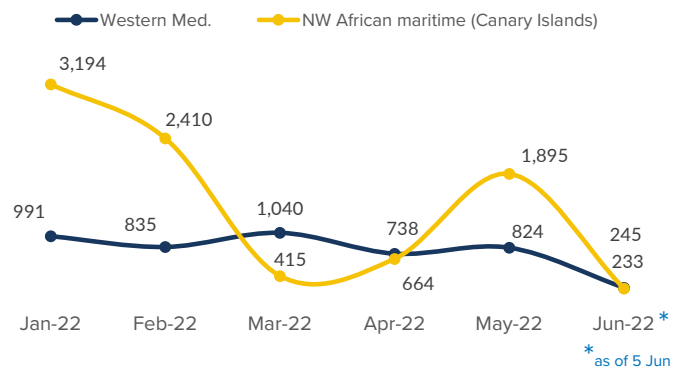
8,811
 Sea Arrivals²
 Dif. 2021: **+50%**

563
 Arrivals Week 22¹
 Dif. last week: **+43%**
 Dif. 2021: **+104%**

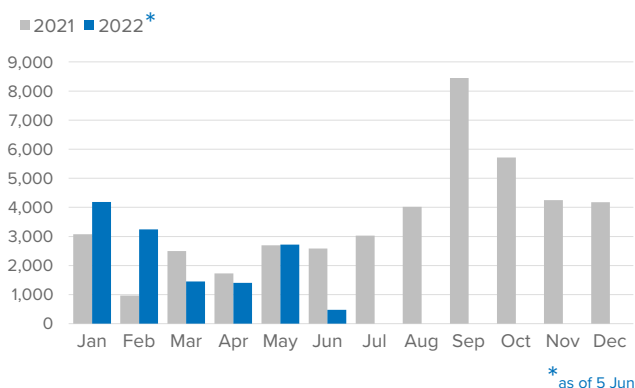
Arrivals in Spain during the last five weeks¹



Arrivals in Spain by route during the last six months²



Arrivals in Spain per month²



Arrivals in Spain per year²

