

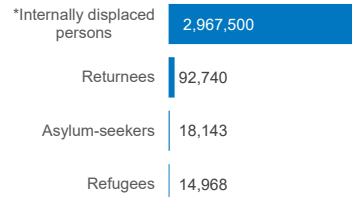
Somalia

1 - 31 May 2022

In May, 107,000 new internal displacements were monitored by the UNHCR-led Protection and Returns Monitoring Network (PRMN). Drivers include drought related (33,287), conflict and insecurity (73,470), Floods (18) and others (534).

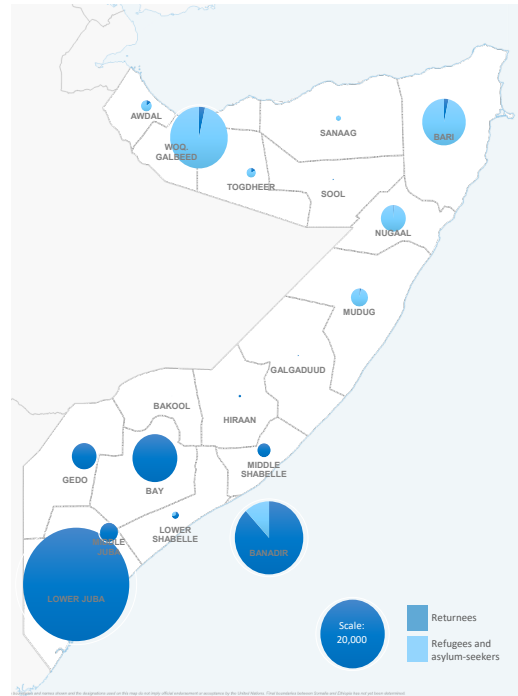
Galgaduud (61,472) received the highest number of displaced persons followed by Banadir (15,281), while Togdheer (8,559), and Gedo (8,236) regions also received relatively high numbers.

Population of concern



*Estimated internally displaced persons as of November 2020 (Source: Information Management Working Group)

Returnees, refugee and asylum seekers map



Number of returnees (with assistance from UNHCR) since 2014



Refugees & Asylum-Seekers

At the end of May 2022, there were 33,111 refugees and asylum-seekers registered in Somalia, mainly from Ethiopia (17,838 asylum seekers and 4,760 refugees), Yemen (9,095 refugees and asylum seekers) and Syria (1,035 refugees and 99 asylum seekers). The remaining 284 persons of concerns were from other countries.



Refugee Returnees (2014 - 2022)

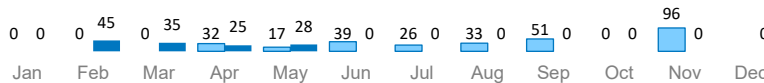
Since December 2014, 92,741 Somali refugees have voluntarily returned to Somalia with UNHCR assistance from different countries of asylum including Kenya, Yemen, Djibouti, Libya, Sudan and Eritrea. In addition, some 47,829 Somalis were monitored as arriving from Yemen since March 2015.

| Region | Ethiopia | Yemen | Other |
|-----------------|---------------|--------------|--------------|
| Woq. Galbeed | 10,125 | 4,319 | 1,046 |
| Bari | 7,140 | 1,698 | 47 |
| Nugaal | 2,715 | 219 | 18 |
| Mudug | 1,303 | 35 | 20 |
| Togdheer | 188 | 121 | 34 |
| Sanaag | 111 | 18 | 4 |
| Awdal | 293 | 166 | 8 |
| Banadir | 12 | 2,427 | 240 |
| Sool | | | |
| Middle Shabelle | | | |
| Lower Shabelle | | 70 | |
| Other | 711 | 20 | 1 |
| TOTAL | 22,598 | 9,095 | 1,418 |

| Region | Kenya | Yemen | Other |
|-----------------|---------------|--------------|--------------|
| Lower Juba | 54,508 | 16 | 128 |
| Banadir | 15,800 | 4,120 | 885 |
| Bay | 9,655 | 83 | 22 |
| Gedo | 2,922 | 2 | 44 |
| Middle Juba | 1,539 | | 1 |
| Middle Shabelle | 798 | 41 | 25 |
| Lower Shabelle | 104 | 79 | 2 |
| Hiraan | 42 | 6 | 22 |
| Woq. Galbeed | 18 | 527 | 344 |
| Galgaduud | 15 | | 3 |
| Nugaal | 13 | 29 | 19 |
| Other | 185 | 513 | 231 |
| TOTAL | 85,599 | 5,416 | 1,726 |

Somali returnees from Kenya by month

| Year | Total |
|--------|--------|
| <=2019 | 84,982 |
| 2020 | 190 |
| 2021 | 294 |
| 2022 | 133 |



Assisted spontaneous returnees from Yemen by month

| Year | Total |
|--------|-------|
| <=2019 | 1,682 |
| 2020 | 329 |
| 2021 | 0 |
| 2022 | 0 |



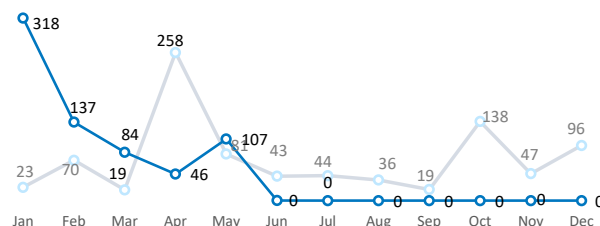
Somalia Internal DISPLACEMENT

Displacements monitored by UNHCR Protection and Return Monitoring Network (PRMN)

Monthly internal displacement (2021 - 2022)

(in thousands)

| Year | People |
|------|---------|
| 2021 | 874,000 |
| 2022 | 693,000 |



2022 displacement reasons

| | |
|---------------------|---------|
| Drought | 560,000 |
| Conflict/Insecurity | 128,000 |
| Other | 5,000 |
| Flood | |
| Total | 693,000 |

2022 top arrival regions

| | |
|------------|---------|
| Galgaduud | 201,000 |
| Banadir | 176,000 |
| Mudug | 102,000 |
| Gedo | 64,000 |
| Togdheer | 48,000 |
| Bay | 26,000 |
| Lower Juba | 18,000 |
| Bari | 10,000 |
| Other | 48,000 |
| Total | 693,000 |

May 2022 displacement reasons

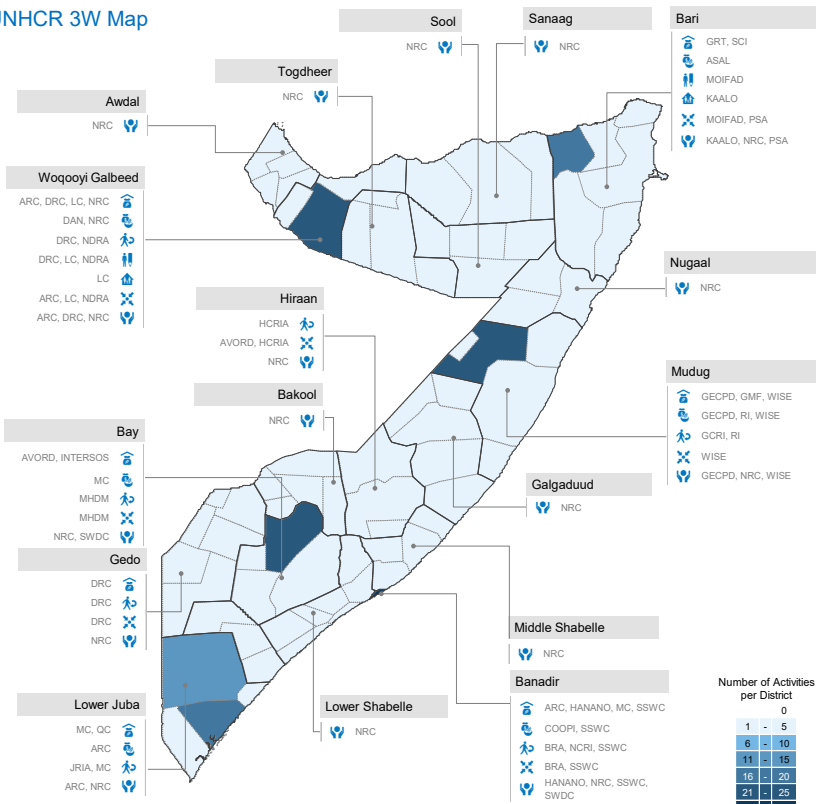
| | |
|---------------------|---------|
| Conflict/Insecurity | 73,000 |
| Drought | 33,000 |
| Other | 1,000 |
| Flood | |
| Total | 107,000 |

May 2022 top arrival regions

| | |
|------------|---------|
| Galgaduud | 61,000 |
| Banadir | 15,000 |
| Togdheer | 9,000 |
| Gedo | 8,000 |
| Lower Juba | 3,000 |
| Bari | 2,000 |
| Sanaag | 1,000 |
| Mudug | 1,000 |
| Other | 7,000 |
| Total | 107,000 |

Somalia

UNHCR 3W Map



Number of activities by region and category

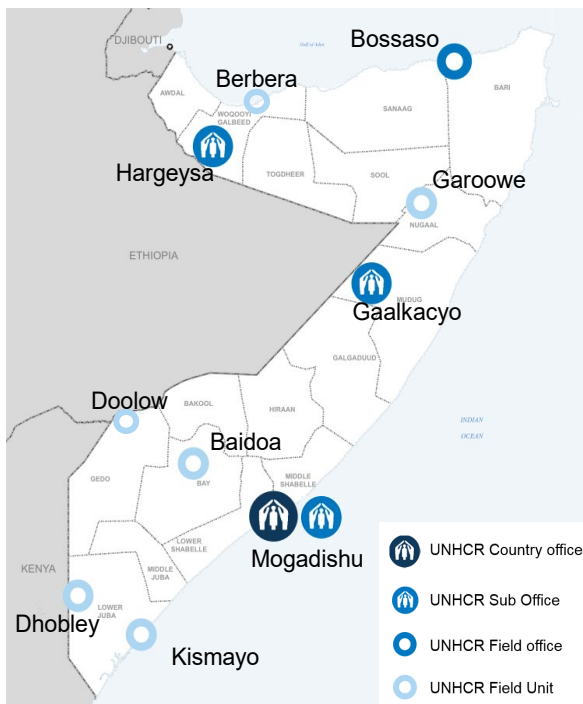
| Region | Basic Needs and Essential Services | Leadership, Coordination and Partnerships | Favourable Protection Environment | Fair Protection Processes and Documentation | Durable Solutions | Security from Violence and Exploitation | Community Empowerment, Self Reliance and Self Management | Logistics and Operations Support |
|-----------------|------------------------------------|---|-----------------------------------|---|-------------------|---|--|----------------------------------|
| Awdal | | | | | | | | 4 |
| Bakool | | | | | | | | 5 |
| Banadir | 10 | 3 | 3 | | | | | 9 |
| Bari | 6 | 2 | 1 | 4 | 1 | | | 8 |
| Bay | 8 | 3 | 3 | | | | | 12 |
| Galgaduud | | | | | | | | 5 |
| Gedo | 2 | | | 2 | | | | 6 |
| Hiraan | | | | 1 | | | | 3 |
| Middle Juba | | | | | | | | 3 |
| Lower Juba | 11 | 1 | 6 | | | | | 19 |
| Mudug | 5 | 3 | 4 | 1 | | | | 11 |
| Nugaal | | | | | | | | 3 |
| Sanaag | | | | | | | | 4 |
| Middle Shabelle | | | | | | | | 4 |
| Lower Shabelle | | | | | | | | 7 |
| Sool | | | | | | | | 4 |
| Togdheer | | | | | | | | 4 |
| Woqooyi Galbeed | 6 | 3 | 5 | 2 | 3 | 1 | | 6 |

| Category | Sub-category |
|--|---|
| BASIC NEEDS AND ESSENTIAL SERVICES | Water, Transport, Cash Grants, Core Relief Items, Education, Health |
| LEADERSHIP, COORDINATION AND PARTNERSHIPS | Cluster Coordination - Protection, Shelter, COCM |
| FAVOURABLE PROTECTION ENVIRONMENT | Facility Rehabilitation, Equipment, Peaceful Coexistence |
| FAIR PROTECTION PROCESSES AND DOCUMENTATION | Registration, Profiling, Civil Documentation |
| DURABLE SOLUTIONS | Return Assistance, Transit Center, Counseling |
| SECURITY FROM VIOLENCE AND EXPLOITATION | Legal Protection, SGBV Prevention & Response, Material Assistance, PRMN |
| COMMUNITY EMPOWERMENT, SELF RELIANCE AND SELF MANAGEMENT | Cash Grants, Employment, Business, Vocational Training |
| LOGISTICS AND OPERATIONS SUPPORT | PDM, Warehouse Management, Transport |

UNHCR Presence

Staff
119 National Staff
49 International Staff
32 Affiliate Workforce

Offices
1 Country Office in Mogadishu
3 Sub-Offices in Gaalkacyo, Hargeysa and Mogadishu
1 Field Office in Bossaso
6 Field Units in Baidoa, Dhobley, Garoowe, Kismayo, Berbera and Doolow
1 Support Office in Nairobi



Contact
Magatte Guisse, Representative, Somalia
guisse@unhcr.org, Cell: +252 611 634 665

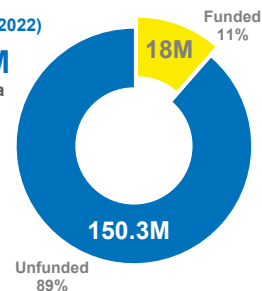
Links
[Somalia: Global Focus](#) - [Somalia: Information sharing portal](#) - [UNHCR Somalia](#) - [@UNHCRSom](#) - [Facebook: UNHCR Somalia](#) - [Somalia internal displacement](#)

UNHCR is grateful for the generous contributions of donors who have directly contributed to the UNHCR Somalia operation in 2022



Funding (as of 5 May 2022)

USD 157.5 M
requested for Somalia



UNREMARKED CONTRIBUTIONS | USD

Sweden 95.2 million | Norway 72.5 million | Netherlands 37.2 million | Denmark 35.6 million | Germany 27 million | France 18.5 million | Switzerland 18.4 million | Private donors Spain 19.9 million | Belgium 11.9 million | Ireland 11.8 million

Algeria | Armenia | Bulgaria | Canada | Estonia | Finland | Iceland | Liechtenstein | Lithuania | Luxembourg | Monaco | Montenegro | Peru | Qatar | Republic of Korea | Saudi Arabia | Singapore | Thailand | Turkey | Uruguay | Private donors