

13.2 MILLION PERSONS OF CONCERN

The total population of concern (PoC) to UNHCR in West and Central Africa relates to the people UNHCR is mandated to protect and assist. It includes those who have been forcibly displaced; those who have returned home within recent years; those who are stateless or at risk of statelessness; and others to whom UNHCR has extended its protection or assisted on a humanitarian basis.

1.6 MILLION REFUGEES & ASYLUM-SEEKERS

7.6 MILLION INTERNALLY DISPLACED PERSONS

1.7 MILLION STATELESS & AT RISK OF STATELESSNESS

1.7 MILLION RETURNED INTERNALLY DISPLACED

0.4 MILLION REFUGEES RETURNEEES

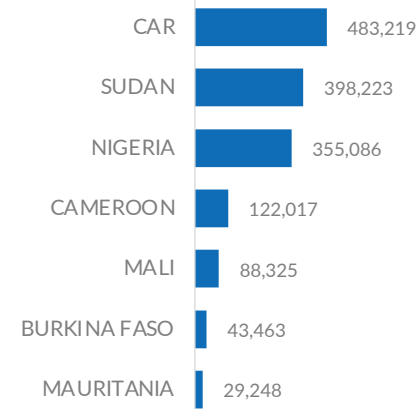
0.1 MILLION OTHERS OF CONCERN

The total of 1.6 million refugees represent a 10% increase from April 2021. Chad hosts the largest number of refugees with 68% from Sudan. Cameroon hosts the second largest number of refugees mainly from the Central African Republic (72%) and Nigeria (27%).

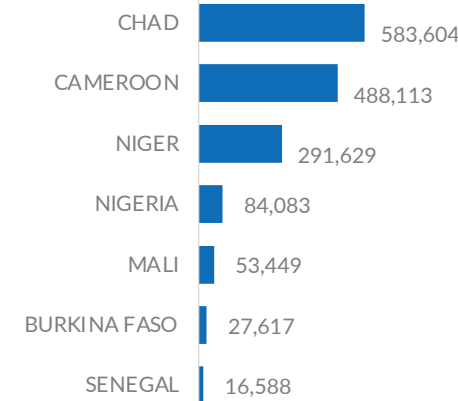
The number of internally displaced persons rose to an estimated 7.6 million, up from 6.6 million at the end of May 2021. Nigeria hosts 41% of the IDP population in the region. Burkina Faso host the second largest number of IDP (24%) with an increase of 48% in one year.

The Lake Chad Basin hosts 36% of forcibly displaced population in West and Central Africa. Central Sahel hosts the second largest number (31%) with the majority being Internally Displaced Persons in Burkina Faso (64%).

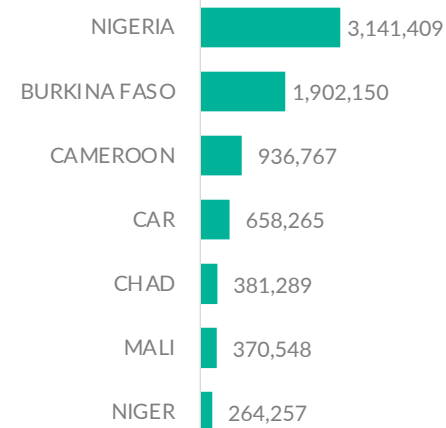
MAIN COUNTRIES OF ORIGIN



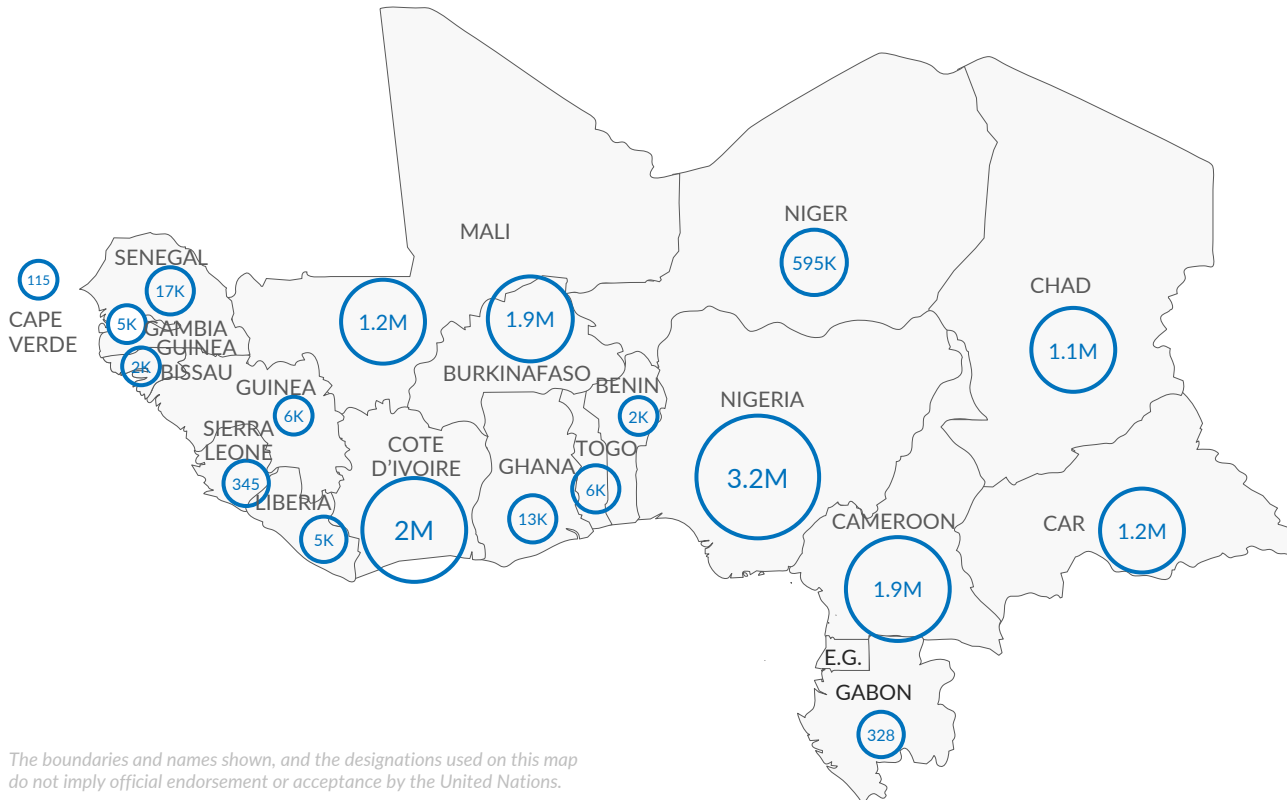
MAIN COUNTRIES OF ASYLUM



INTERNAL DISPLACEMENTS

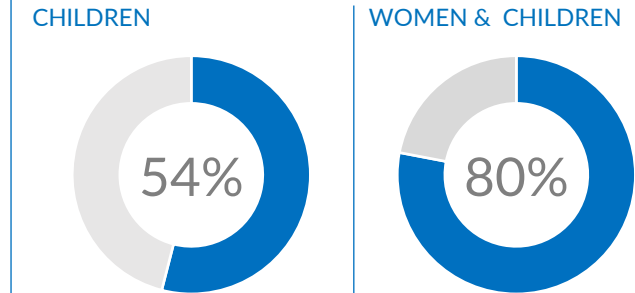


PERSONS OF CONCERN BY COUNTRY

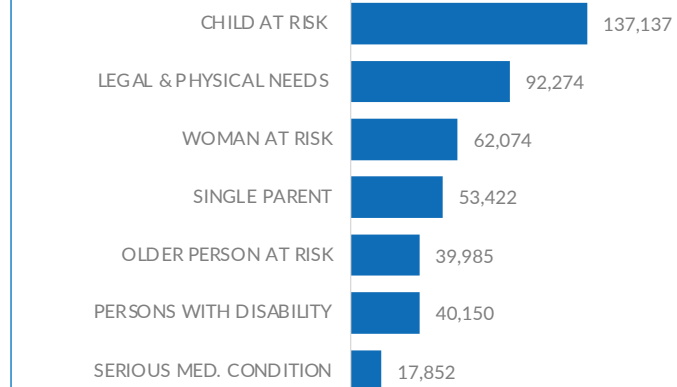


	REFUGEES	ASYLUM SEEKERS	REFUGEES RETURNEEES	IDPs	RETURNED IDP	STATELESS	OTHERS	TOTAL
BENIN	1,773	580						2,353
BURKINA FASO	27,043	574		1,902,150				1,929,767
CAMEROON	479,644	8,469		936,767	518,853			1,943,733
CAPE VERDE						115		115
CAR	10,240	1,073	27,002	658,265	496,244			1,192,824
CHAD	578,842	4,762		381,289			101,551	1,066,444
COTE D'IVOIRE	5,499	271	310,264			1,656,330		1,972,364
GABON	274	54						328
GAMBIA	4,477	933						5,410
GHANA	11,652	1,783						13,435
GUINEA	5,321	269						5,590
GUINEA BISSAU	2,114	37						2,151
LIBERIA	3,604	1,483						5,087
MALI	52,624	825	84,527	370,548	685,559			1,194,083
NIGER	251,237	40,392		264,257			38,957	594,843
NIGERIA	82,513	1,570	3,880	3,141,409				3,229,372
SENEGAL	14,530	2,058						16,588
SIERRA LEONE	345							345
TOGO	10,389	795						11,184
GRAND TOTAL	1,542,121	65,928	425,673	7,654,685	1,700,656	1,656,445	140,508	13,186,016

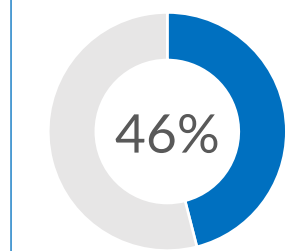
REFUGEE POPULATION PROFILE



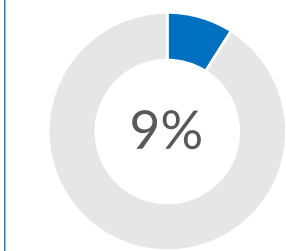
REFUGEES WITH SPECIFIC NEEDS



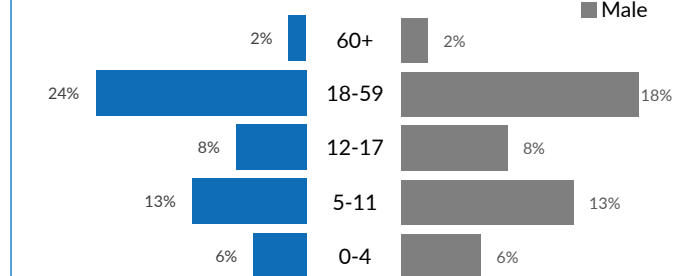
REFUGEES IN CAMPS



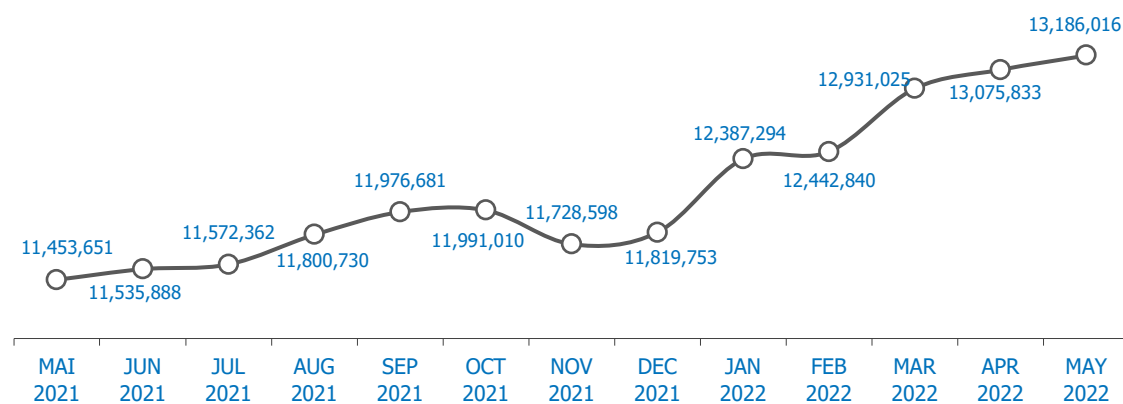
REFUGEES IN URBAN AREA



DEMOGRAPHICS

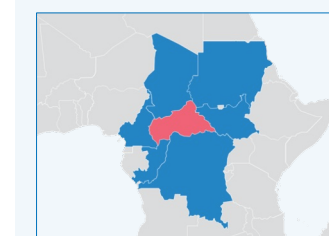


POPULATION TRENDS



SITUATIONS

CAR SITUATION

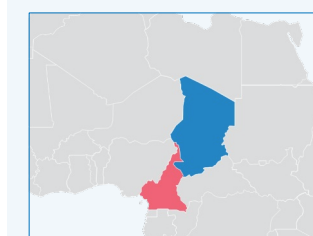


738,655
REFUGEES AND ASYLUM-SEEKERS

658,265
INTERNALLY DISPLACED PERSONS

These figures represent refugees from Central African Republic in neighboring countries (Cameroon, Chad, Congo, the Democratic Republic of Congo, Sudan, South Sudan) and IDP in Central African Republic.

FAR NORTH CAMEROON

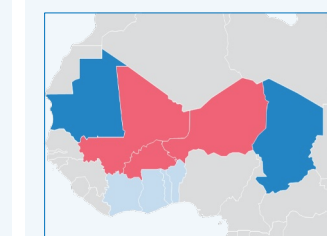


44,332
REFUGEES AND ASYLUM-SEEKERS

36,276
INTERNALLY DISPLACED PERSONS

These figures represent Cameroonian refugees in Chad and forcibly displaced people following the outbreak of violence in the Far North region of Cameroon in December 2021. IDP figures are from December 2021.

SAHEL SITUATION



1,051,028
REFUGEES AND ASYLUM-SEEKERS

2,918,244
INTERNALLY DISPLACED PERSONS

These figures represent all refugees and IDPs in Central Sahel (Burkina Faso, Mali, Niger), Chad and Mauritania. Refugees from Central Sahel in neighboring coastal countries (Benin, Cote d'Ivoire, Ghana, Togo) are also included.