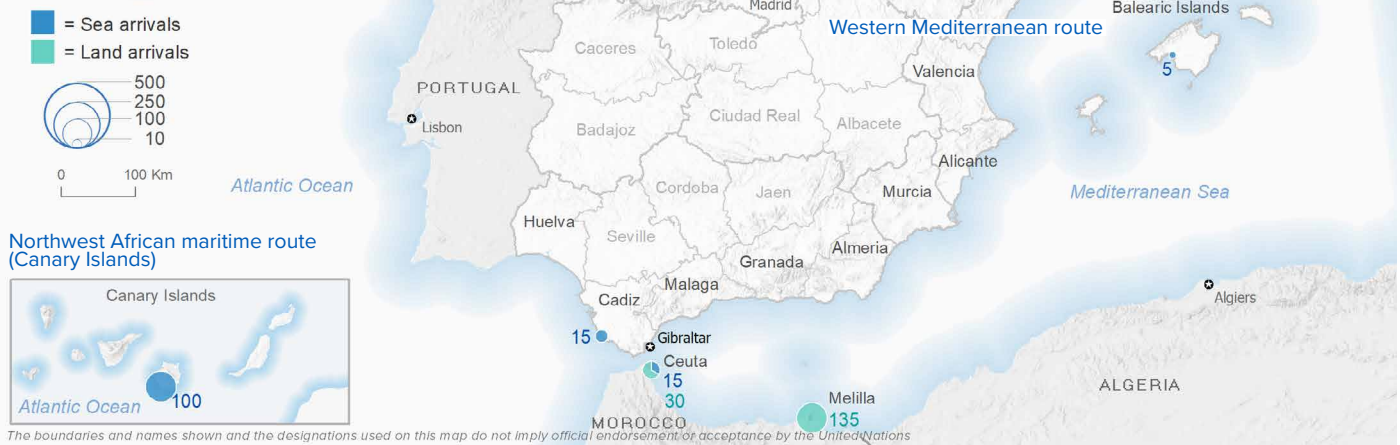


SPAIN Weekly snapshot - Week 25 (20 - 26 Jun 2022)

The charts below are based on figures from the Ministry of Interior and UNHCR estimates. All figures are provisional and subject to change

Refugees & migrants: sea and land arrivals in week 25¹



Arrivals in Spain

14,275
 Arrivals as of
 26 Jun 2022²

+8%
 Dif. 2021

12,792
 Sea Arrivals²
 Dif. 2021: **+0.1%**

1,483
 Land Arrivals²
 Dif. 2021: **+242%**

300
 Arrivals Week 25¹
 Dif. last week: **+335%**
 Dif. 2021: **-50%**

Western Mediterranean

5,360
 Arrivals as of
 26 Jun 2022²

-17%
 Dif. 2021

3,877
 Sea Arrivals²
 Dif. 2021: **-35%**

1,483
 Land Arrivals²
 Dif. 2021: **+242%**

198
 Arrivals Week 25¹
 Dif. last week: **+196%**
 Dif. 2021: **-33%**

Northwest African maritime (Canary Islands)

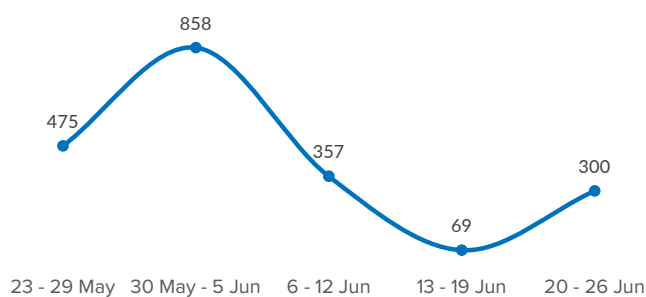
8,915
 Arrivals as of
 26 Jun 2022²

+32%
 Dif. 2021

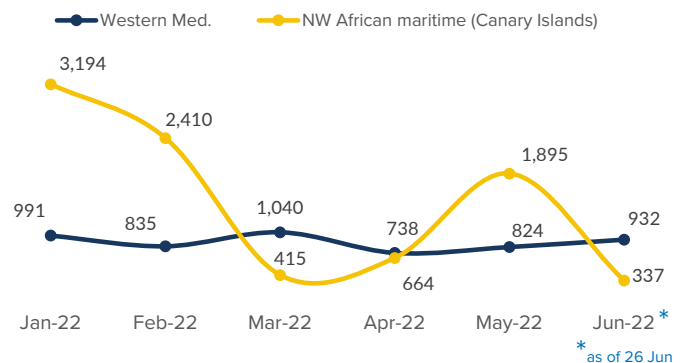
8,915
 Sea Arrivals²
 Dif. 2021: **+32%**

102
 Arrivals Week 25¹
 Dif. last week: **+5,000%**
 Dif. 2021: **-67%**

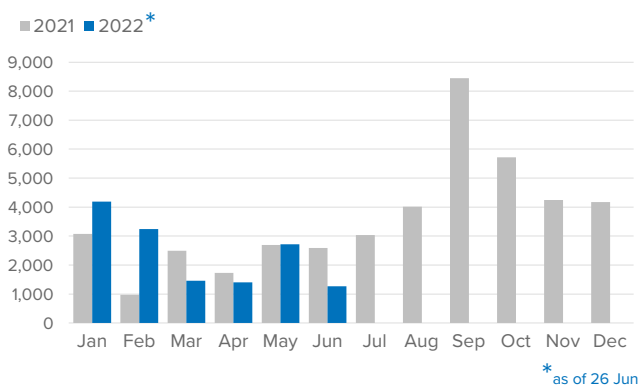
Arrivals in Spain during the last five weeks¹



Arrivals in Spain by route during the last six months²



Arrivals in Spain per month²



Arrivals in Spain per year²

