

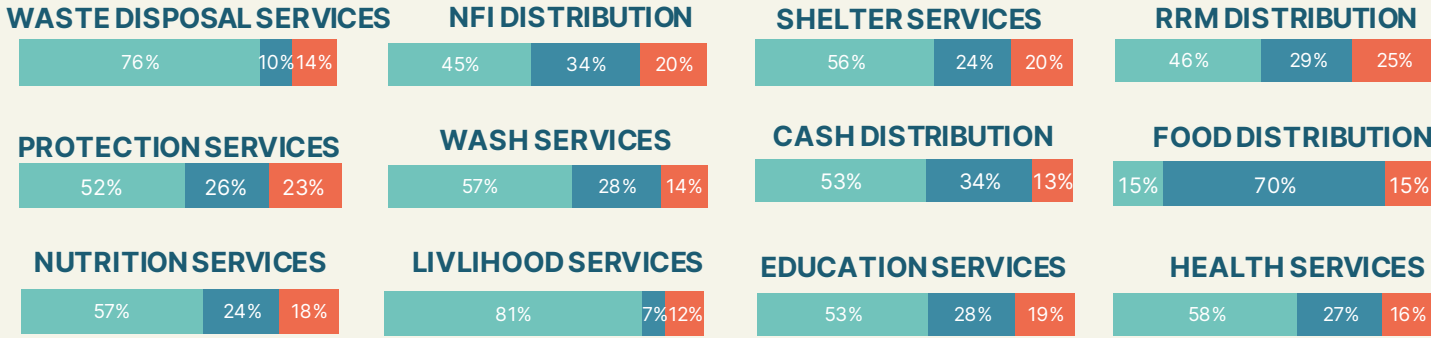
498 **212** **286**

REPORTED REFERRALS # SOLVED REFERRALS # Pending Referrals

Estimated Gaps of services in Sites

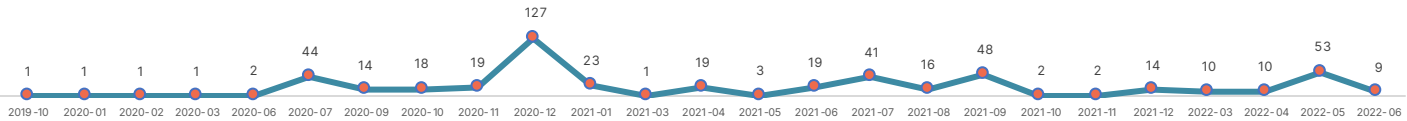
As the cluster has the site reporting tool data for around 60% of the sites, using that we could also estimate the gaps for the remaining nearby sites in each subdistrict/district, the cluster is moving to a monitoring to which would give a larger insight on the situation in sites.

■ ADEQUATE ■ NON - ADEQUATE ■ NOT EXISTING

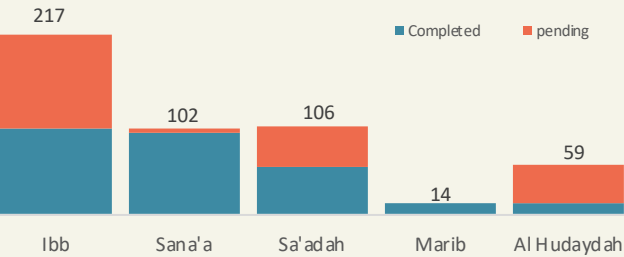


The Referral and Escalation System (RES) is to track site-level sectoral gaps until their resolution and to enforce the roles and responsibilities of each coordination structure involved in the process. This Referral and Escalation report captures only represents gaps in covered sites which were hard to solve by partners, and then were raised through the CCCM Referral and Escalation System, so the actual gaps are much higher on the ground.

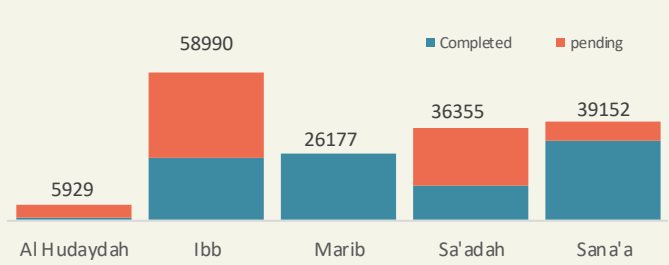
Reported Referrals timeline



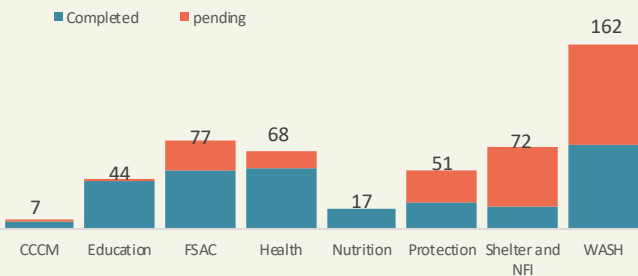
Reported Referrals per Hub



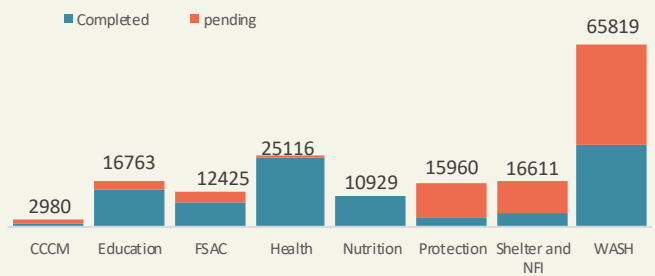
Population Referrals per Hub



Reported Referrals per Sector

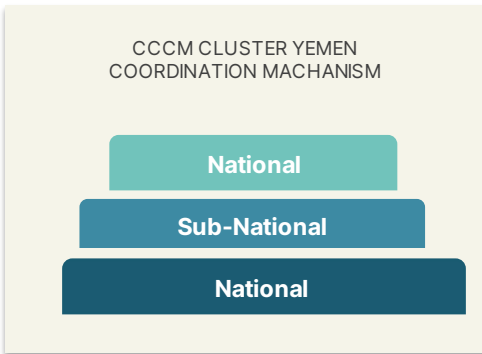
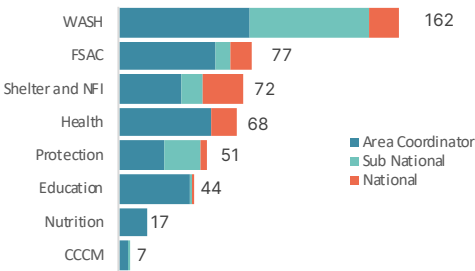


Population Referrals per Sector



Current Referrals in the system

Pending Referral Coordination Levels



These Represented Gaps are only those were hard to solve by partners in the field, So they raised these gaps through the CCCM Referral and Escalation System, many of the represented referrals are currently being coordinated for in all levels



FSAC

77 32% Pending

Pending Gaps Types

IDPs not included in distribution / assistance list (caseload / individually / household) 100%

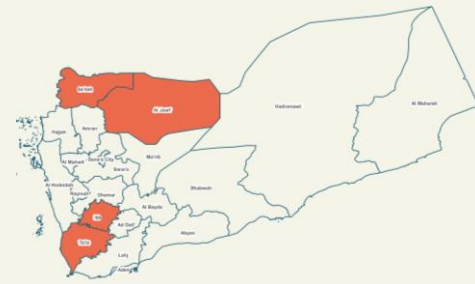


SHELTER & NFI

72 74% Pending

Pending Gaps Types

Non-Food Items (incl. heating/cooking stoves and fuel, lighting, etc. 40%, Shelter maintenance and upgrade 32%, Emergency Shelter Kit 28%



HEALTH

68 21% Pending

Pending Gaps Types

Need for wheelchairs 100%



PROTECTION

51 55% Pending

Pending Gaps Types

Lighting issues on supply or maintenance 57%, IDPs lacking / missing legal documentation 29%, Issues in capacity to report and support vulnerable cases 14%



EDUCATION

44 7% Pending

Pending Gaps Types

need for temporary additional classrooms 67%, Overcrowded classes 33%



WASH

162 54% Pending

Pending Gaps Types Top 4

need for latrine Rehabilitation/maintenance 33%, need for transitional latrine setup due to relocation measures 31%, Distance to water point too far from site (more than 30min walking distance), 16%, need for water points maintenance 8%

