



Tanzania Refugee Population Update

as of 30 June 2022



Key Figures



248,623*

Population of Concern



83.6%
207,811
Living in camps



7.6%
18,950
Living in settlements



8.7%
21,507
Living in villages



0.1%
205
Living in urban area

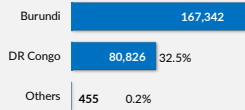


89%
220,319
Refugees

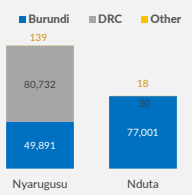


11%
28,304
Asylum-seekers

Country of origin



Camp-based population by country of origin



Age and Gender

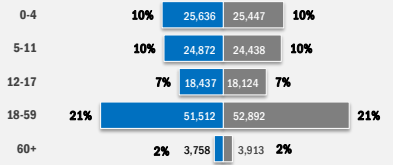


Children



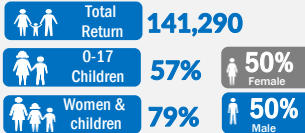
Older People

Age (Years)



Durable Solutions

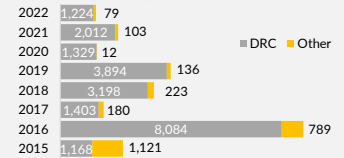
Voluntary return of Burundian refugees, 2017-2022



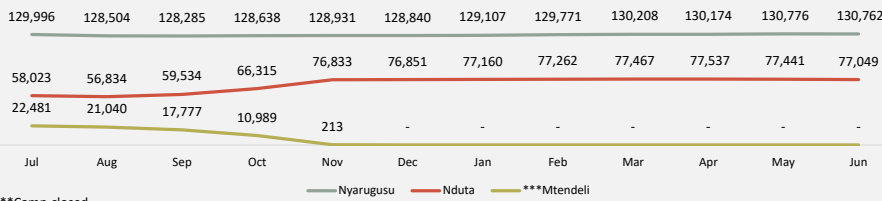
Local integration

162,000 former Burundian refugees (1972) granted citizenship by the Government of Tanzania.

Resettlement departures by country of origin, 2015-2022

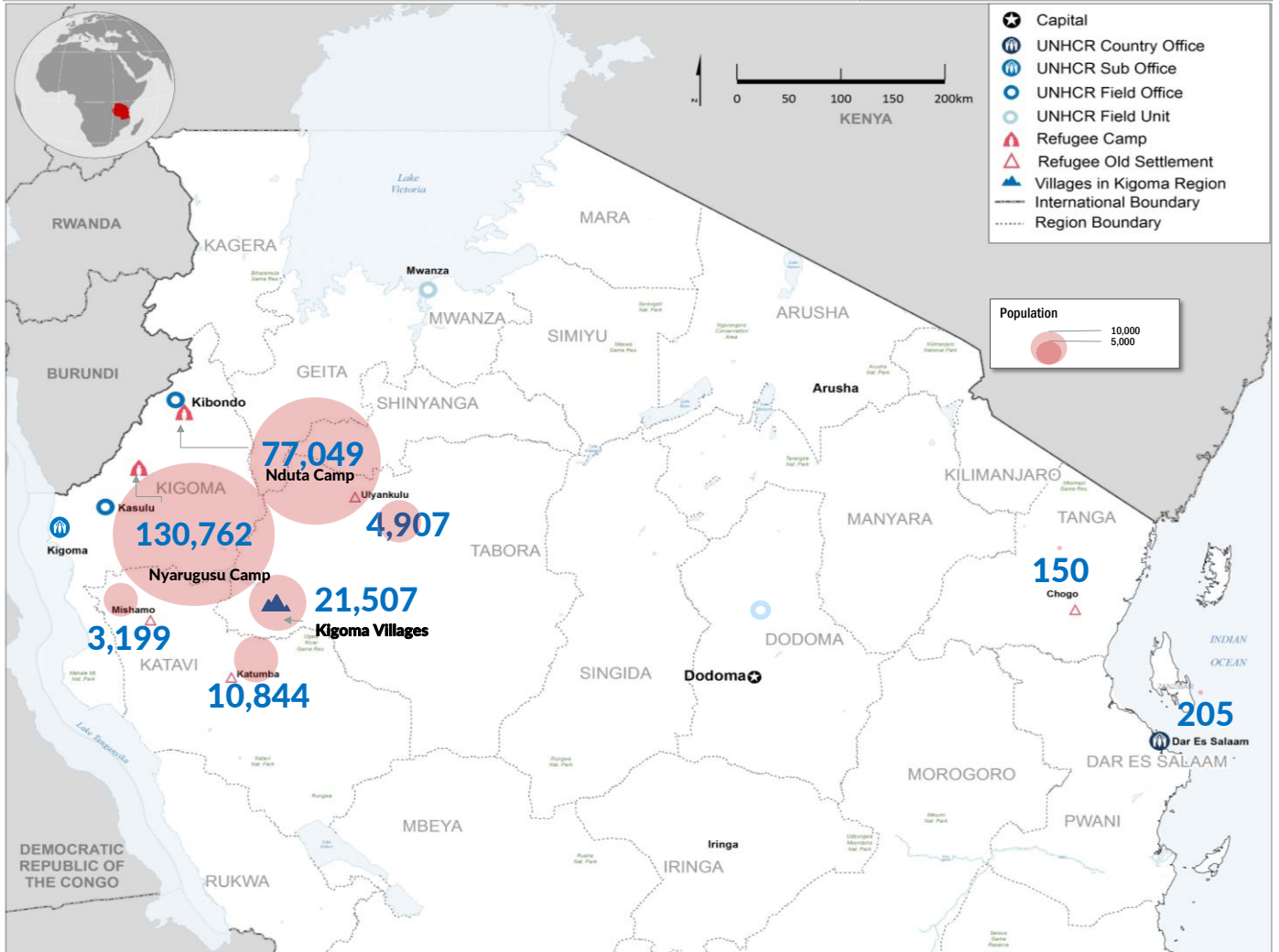
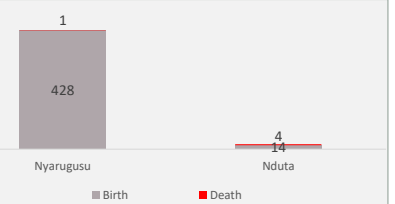


Camp population trend: July 2021 to June 2022



***Camp closed

Births vs Deaths



The boundaries and names shown on this map do not imply official endorsement or acceptance by the United Nations. Sources: Boundaries: UNCS; Background: USGS; Data: Government of Tanzania, UNHCR. For more information, please contact: MALLYA@unhcr.org or visit: https://data2.unhcr.org/en/situations/burundi/location