

Multi-Sector Needs Assessment Moldova

Accommodation and transport
27 June 2022

Objectives

Context: Lack of comprehensive, generalizable statistically representative assessments of refugees' needs and vulnerabilities

Support an evidence-based humanitarian response in Moldova through the provision of multi-sectoral data about the needs and coping capacities of Ukrainian refugee households in the country.

Understand household composition of refugees, including key demographics

Identify priority needs of refugee households, including health needs, education needs, accommodation needs, livelihood needs, and protection risks

Understand coping capacity and vulnerability/resilience in the event of protracted displacement

Identify household profiles with most critical needs to inform targeting

Identify needs and impact of humanitarian aid

Methodology and sampling

Population of interest

All Ukrainians in Moldova displaced due to war living in the Refugee Accommodation Centres (RACs) or in the host community. Due to operational challenges in data collection, the Transnistrian region was not included in the sampling frame.

Sampling

Probability stratified random sampling at RAC level and non-random purposive sampling at Ukrainians displaced due to war and residing in the host community in Moldova (non-RAC). Due to the limited availability of primary data regarding the number and the location of Ukrainians in Moldova living in the host community, findings for refugees living in the host community should be considered as indicative only. **Moreover, the sampling frame excluded settlements with less than 50 refugees and RACs reporting less than 20 inhabitants. This is to account for the potential operational challenges in identifying respondents in these communities. Further details about the total number of refugees living in Moldova is available on the [UNHCR Data Portal](#).**

Data collection method

Face-to-face interviews with head-of-family or another person knowledgeable about the socio-economic situation. The questionnaire included both questions about the situation of the family as well as individual members. Data was collected between May 16 – May 31, 2022.

Findings for Ukrainians living in RACs are statistically significant at 95% level of confidence and 10% margin of error. Findings for Ukrainian living in the host community (non-RAC) are indicative only.

Strata	Estimated number of families	Final Sample size (# of interviews collected)
RAC	910	130
Community	12,675	574
Total	13,585	704

Sampling frame

Community		RACs	
Raion	# of interviews	Raion	# of interviews
Anenii Noi	11	Anenii Noi	2
Balti	43	Balti	5
Cahul	3	Basarabasca	2
Calarasi	1	Briceni	1
Causeni	8	Cahul	8
Chisinau	443	Chisinau	78
Edinet	8	Cimislia	4
Falesti	3	Criuleni	2
Ialoveni	2	Dubarasi	6
Ocnita	4	Edinet	1
Orhei	4	Falesti	6
Rezina	2	Ialoveni	5
Stefan Voda	10	Stefan Voda	2
Straseni	2	Straseni	2
Taraclia	9	Telenesti	4
Telenesti	3	Ungheni	1
Ungheni	4	UTA Gagauzia	1
UTA Gagauzia	14	Total	130
Total	574		

In total, enumerator teams travelled to 36 cities and villages to interview Ukrainians living in communities and 20 cities and villages to interview Ukrainians living inside RACs – covering 39 RACs in total.

Key Preliminary Findings Accommodation & transport

Demographics

 **67%**  **33%**

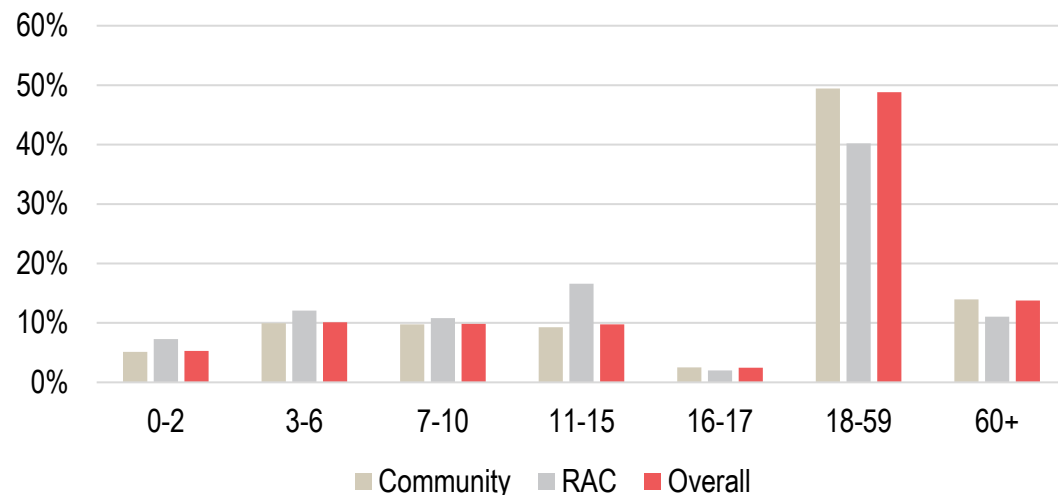
Average age **31** years old

 **37%** of family members are children under 18

 **62%** of families have children

 **4%** of women are either pregnant or lactating

Proportion of individuals by age groups



Proportion of families by oblast of origin

Oblast of origin	Community	RAC	Overall
Odessa	53%	59%	54%
Mykolaiv	15%	22%	16%
Kyiv city	10%	3%	10%
Kharkov	6%	4%	6%
Kherson	3%	1%	2%

Women were found to comprise the highest proportion of family members (67%).

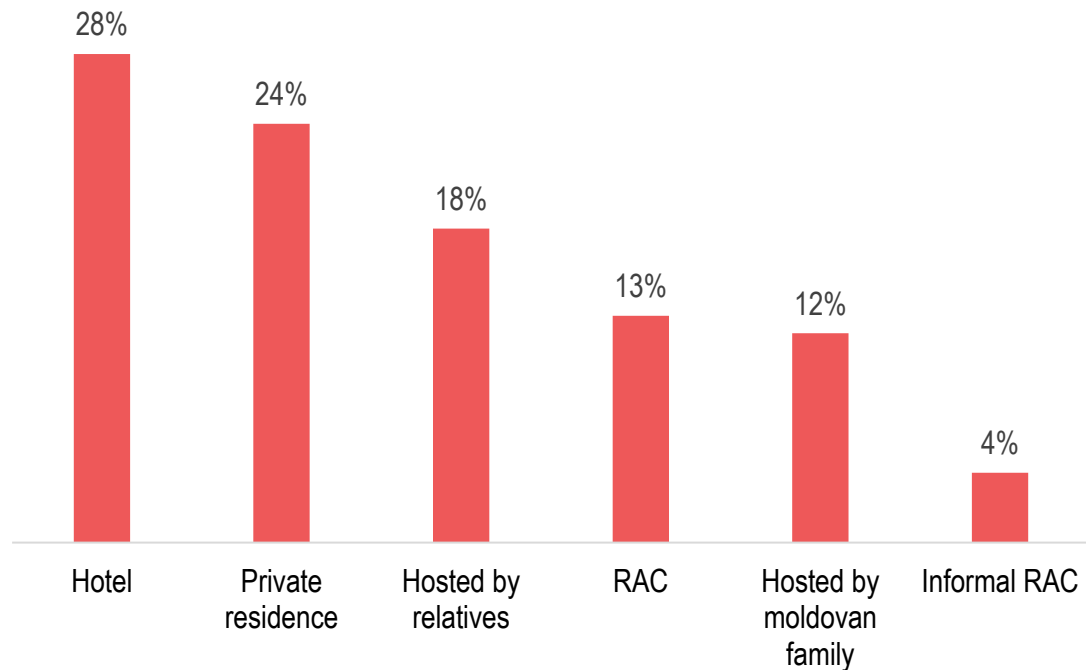
Almost half of all household members (49%) were found to be adults between 18 and 59 years old, followed by those above the age of 60 (14%).

Population residing in RACs (49%) was found to comprise a higher proportion of individuals under the age of 18, compared to the population outside RACs (37%).

Of all families, 8% of families reported moving to another oblast in Ukraine between the beginning of war and coming to Moldova

Accommodation and Transport

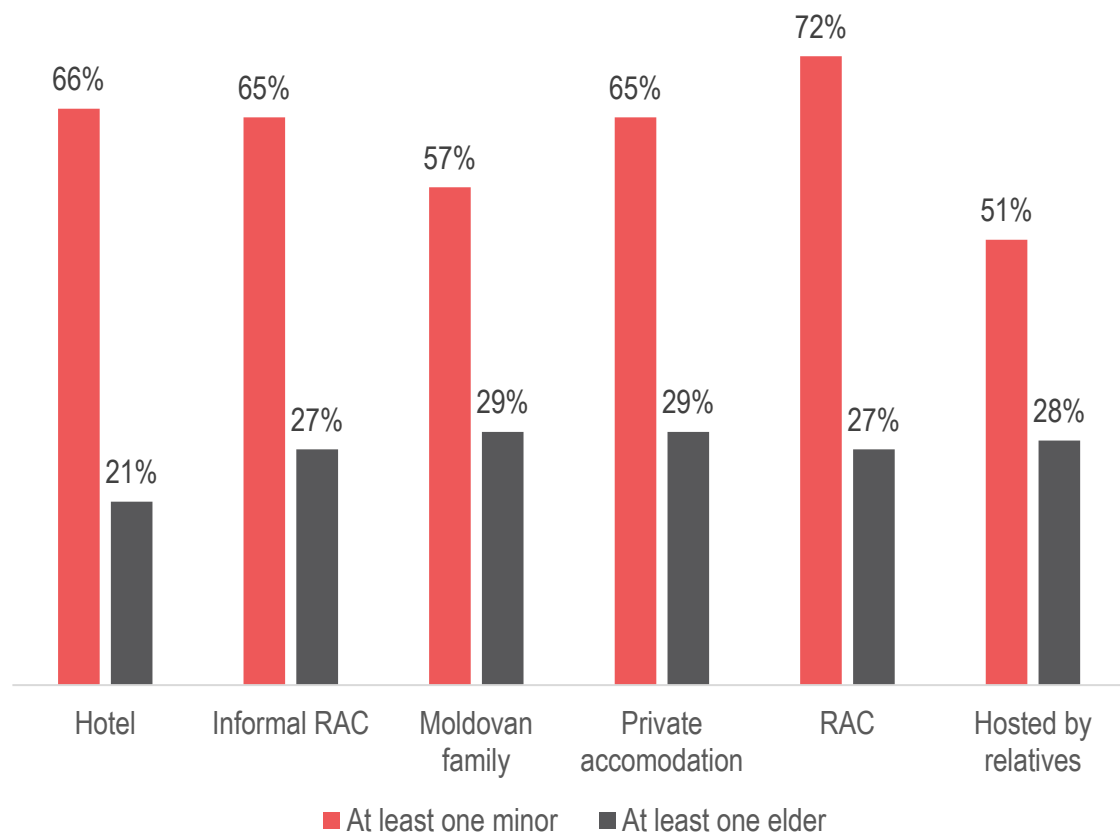
Main accommodation types as reported by families



The majority of families interviewed in locations outside RACs reported as the accommodation type a hotel (28%), followed closely by families residing in private (rented on their own) residence (24% and hosted by relatives (18%).

Accommodation and Transport

Proportion of families reporting the presence of at least one minor (> 18) or one elder (60+), by accommodation




While not expressing a large level of variation, the highest proportion of families with at least one minor in their composition was found to be in RACs (72%). In contrast, families with elders were the most likely to be living in a hotel (21%), compared to being hosted by a Moldovan family (29%) or in a private accommodation (29%).

Accommodation and Transport


Proportion of families reporting on their oblast of origin

Choices	Community	RAC	Overall
Odessa	53%	59%	54%
Mykolaiv	15%	22%	16%
Kyiv city	10%	3%	10%
Kharkiv	6%	4%	6%
Dnipropetrovsk	3%	2%	3%
Kyiv oblast	3%	2%	3%
Kherson	3%	1%	2%
Donetsk	2%	2%	2%
Ivano-Frankivsk	1%	1%	1%
Chernihiv	1%	0%	1%

 **8%** of families reporting moving to another oblast before coming to Moldova

Families reporting on their intentions in the next 30 days

Choices	Community	RAC	Overall
Stay in the same location	74%	65%	73%
Return to Ukraine (oblast of origin)	10%	8%	10%
Move out of Moldova	4%	12%	4%
Remain in the location but in a different accommodation	1%	1%	1%
Return to UA (another oblast)	1%	0%	1%
No response	1%	1%	1%
Move inside Moldova	0%	0%	0%
I do not know	10%	14%	10%

 **25%** of the families wanting to move out of Moldova reported wishing to go to Germany

Accommodation and Transport

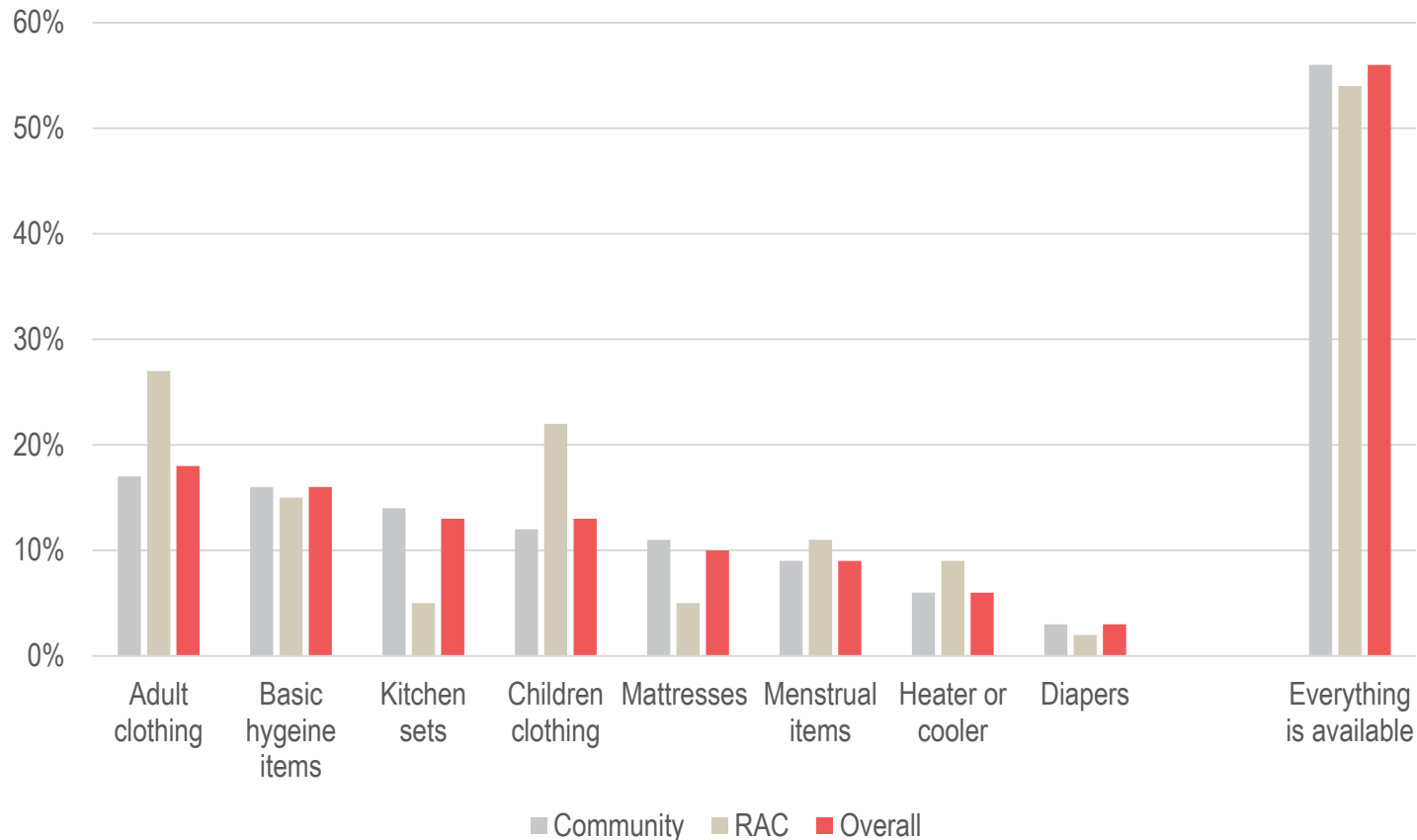
Proportion of families reporting on their information needs (community-level responses only)

Choices	% of families reporting on the need
How to access health care services	27%
How to get more money	18%
How to register for aid	17%
How to find work	14%
How to enroll children in school	6%
News on what is happening in Moldova	6%
News on what is happening at home	4%
How to get transport to another country	3%
Info about the aid agencies they are receiving aid from	3%
Legal rights to housing, land and property	2%
How to replace personal documentation (eg birth certificate, ID)	2%
How to get transport within Moldova	1%
How to get help after attack or harassment	1%
How to stay safe to prevent attack or harassment	1%
How to complain about the aid you are receiving	1%
How to complain about bad behavior of aid workers	0%
No information needs	44%

Nearly three-out-of-four families interviewed reported needing information about accessing healthcare services (27%), followed by fair by a proportion of families reporting on needing information related to how to access cash assistance (18%) and registering for aid (14%).

Accommodation and Transport


Proportion of families reporting on item needs



While more than half of families interviewed reported having no specific item needs (56%), just below two out of ten Ukrainian families (18%) reporting needing adult clothing, in a relatively higher proportion reported by families residing in RACs (27%) compared to families residing in the community (17%). Similarly, the highest item need in RACs was found to be children clothing (22%).

Accommodation and Transport

Proportion of families reporting on issues related to access to menstrual hygiene items

 **93%** of families living in the community reported no issues related to access to menstrual hygiene items. The proportion of families reporting likewise and living in RACs was **95%**.





Main three issues reported issues related to menstrual hygiene items

 **4%** price of menstrual hygiene items

 **2%** availability

 **1%** quality

Families reporting on the aid received since arriving to Moldova (main five)

	Food	89%
	Cash	83%
	Hygiene items	69%
	Clothing	29%
	Health services	4%

Accommodation and Transport

Proportion of families reporting on issues with sanitation facilities

Choices	Community	RAC	Overall
Lack of sanitation facilities	2%	3%	2%
Sanitation facilities are unhygienic	1%	5%	1%
Persons with special needs cannot access sanitation facilities	1%	0%	1%
Sanitation facilities are too far	1%	1%	1%
Sanitation facilities are not functioning or are full	0%	2%	0%
Sanitation facilities are not private	0%	2%	0%
Some groups do not have access to sanitation facilities	0%	0%	0%
Sanitation facilities are difficult to reach	0%	2%	0%
Sanitation facilities are not gender segregated	0%	1%	0%
No issue	96%	91%	96%

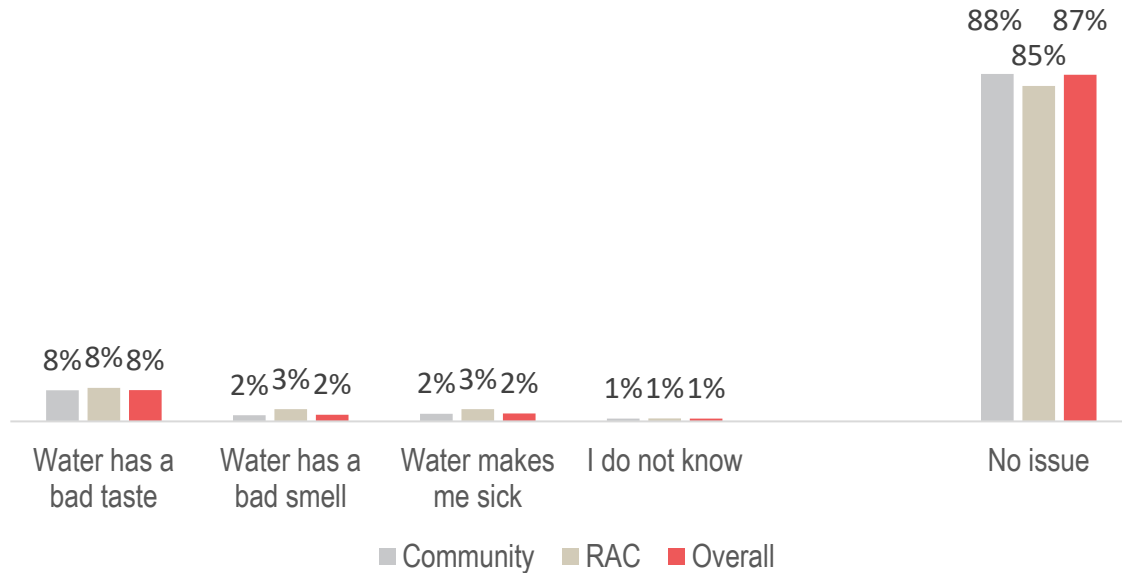
Proportion of families reporting accessing a sufficient quantity of safe water for their drinking and domestic needs

Choices	Community	RAC	Overall
Water is interrupted frequently	2%	5%	2%
The source of water is hard to reach	0%	2%	0%
I do not know	1%	1%	1%
Water source is not functioning	0%	1%	0%
Water is of poor quality	1%	2%	1%
Water source is too far	1%	2%	1%
No issue	95%	87%	95%

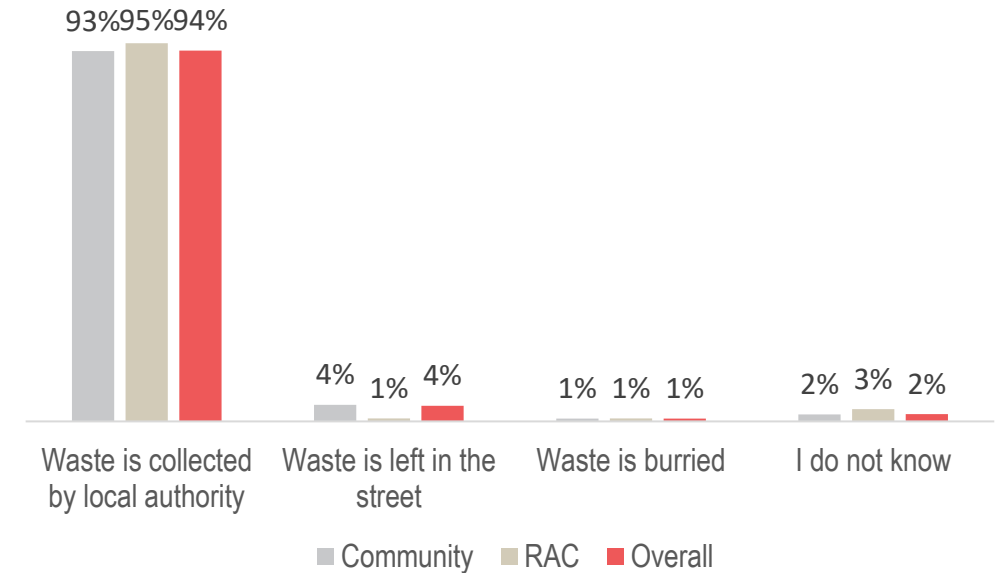
Generally, Ukrainian families did not report in a significantly high proportion issues with sanitation facilities. The majority of households who reported at least an issue with accessing sanitation facilities (4%), reported a lack of sanitation facilities (2%). Families resident in RACs were more likely to report issues, with most of them (5%) reported lack of hygiene.

Accommodation and Transport

Proportion of families reporting on the quality of drinking water



Proportion of families reporting on the main modality of waste management



Next Steps

Dates	Activity
end June – mid July	Interactions with the working groups and other interest government and humanitarian actors
end July	Factsheet with findings
end July	Final presentation of findings
August	Draft report with findings

Output	Download link
Terms of Reference (Survey protocol) of the Multi-Sector Needs Assessment in Moldova	Link
Dataset	Link
Preliminary findings presentation	Link
Multi Sector Needs Assessment in Moldova UNHCR Data Portal Page	Link

Thank you for your attention



elaur@unicef.org

Monitoring and Evaluation Specialist with
UNICEF Moldova



alin.luchian@reach-initiative.org

MSNA Focal Point with REACH Initiative