



Uganda Country Refugee Response Plan (UCRRP 2022-23) Performance Dashboard

Quarter

Q1 2022

Population Refugees and asylum-seekers

Individuals: **5,605**
Households: **950**

Settlement

Lobule

Target year

2022

UCRRP Partners 13

GOV'T 02

UN Agencies 03

NNGOs 02

INGOs 06

Sector	Indicator	Actual	Target
--------	-----------	--------	--------

Education



% children enrolled in Primary **176** (Target: 115)

Teacher Pupil ratio (1:65) **77** (National standard 1:53, Target: 65)

Health & Nutrition



Under 5 mortality rate **0.00** (Standard: < 1.5)

Severe acute malnutrition recovery rate **75** (Standard: > 75%)

WASH



of litres per person per day **18** (Standard: 20l/p/d)

% household latrine coverage **75** (85% sanitation coverage)

Energy & Environment



of hectares woodlots/plantations maintained **200**

of HH supported with clean and/or energy efficient technologies for cooking **226** (Target: 1,100)

Food Security



of refugees and asylum seekers receiving food assistance disaggregated by modality (Cash + In-kind)
In-kind: 5,841 | Cash: 5,822 | Target: 5,822

Livelihoods & Resilience

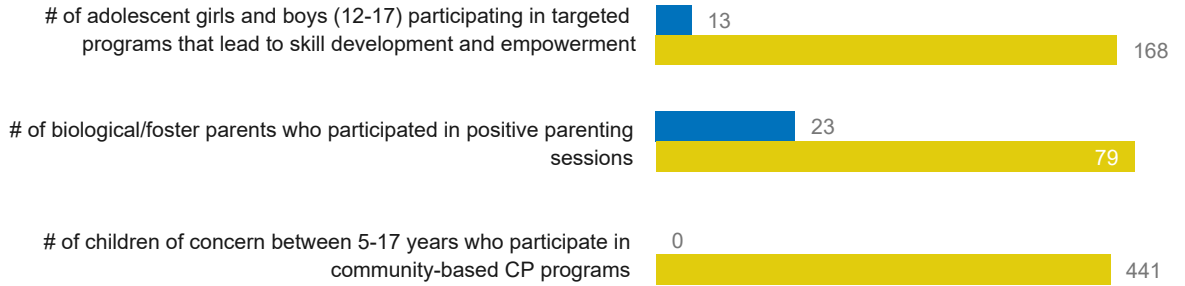


% of PoCs with access to arable land **76**

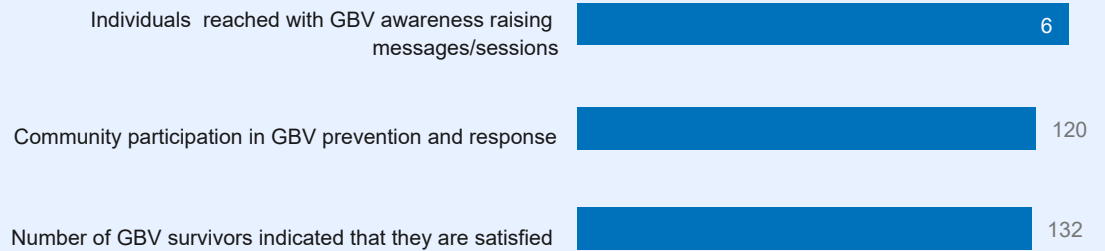
% HH with income from crop sales **16**

Sector	Indicator	Actual	Target
--------	-----------	--------	--------

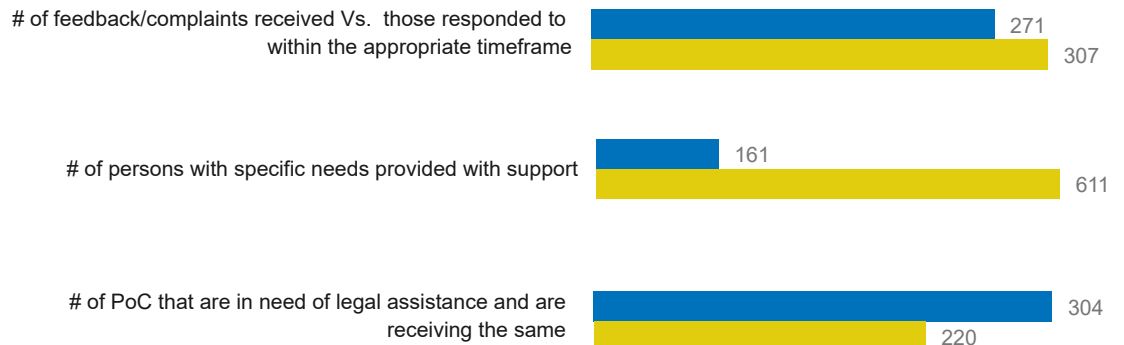
Child Protection



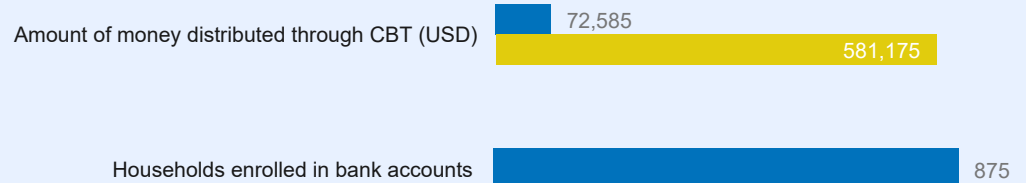
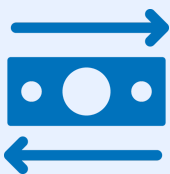
GBV



Protection



CBI Modality



List of Partners who reported for Q1 2022, UN Agencies and Government

National NGOs
TPO and HADS

International NGOs
ACAV, ACF, DCA, DRC, JAM and WVI

UN Agencies
UNDP, UNHCR and WFP

Government
OPM, Koboko DLG