



Tanzania Refugee Population Update

as of 31 July 2022



Key Figures

248,599 *
Population of Concern

83.6% 207,791 Living in camps

7.6% 18,950 Living in settlements

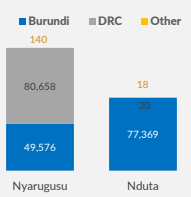
8.7% 21,507 Living in villages

0.1% 201 Living in urban area

89% 220,180 Refugees

11% 28,419 Asylum-seekers

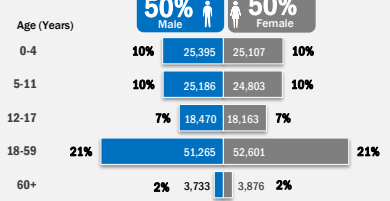
Camp-based population by country of origin



Age and Gender

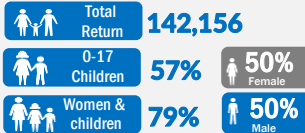
0-17 **55%**
Children

80+ **3%**
Older People



Durable Solutions

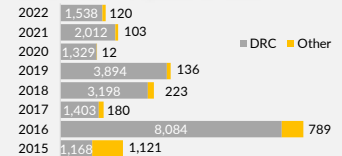
Voluntary return of Burundian refugees, 2017-2022



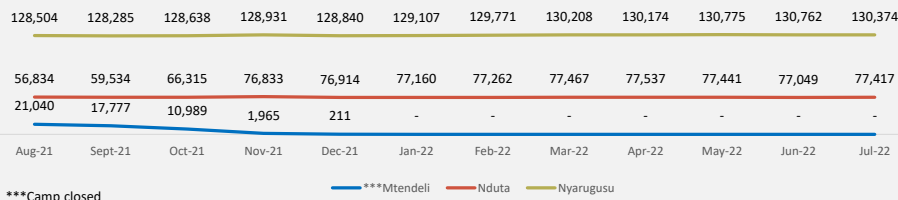
Local integration

162,000 former Burundian refugees (1972) granted citizenship by the Government of Tanzania.

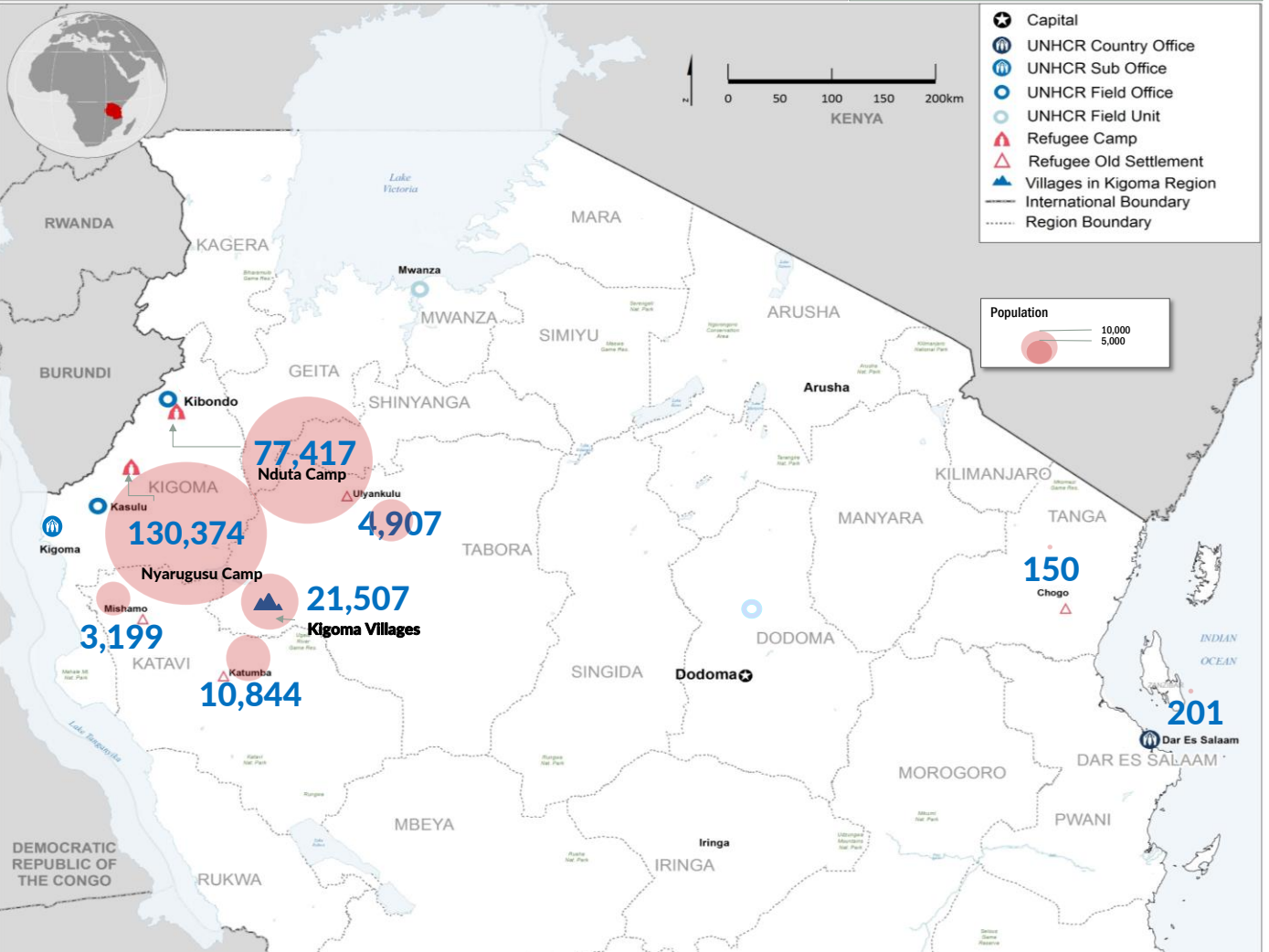
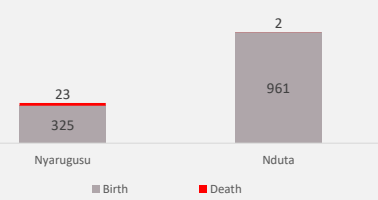
Resettlement departures by country of origin, 2015-2022



Camp population trend: August 2021 to July 2022



Births vs Deaths



The boundaries and names shown on this map do not imply official endorsement or acceptance by the United Nations. Sources: Boundaries: UNCS; Background: USGS; Data: Government of Tanzania, UNHCR. For more information, please contact: MALLYA@unhcr.org or visit: https://data2.unhcr.org/en/situations/burundi/location