

ITALY WEEKLY SNAPSHOT (08 AUG - 14 AUG 2022)

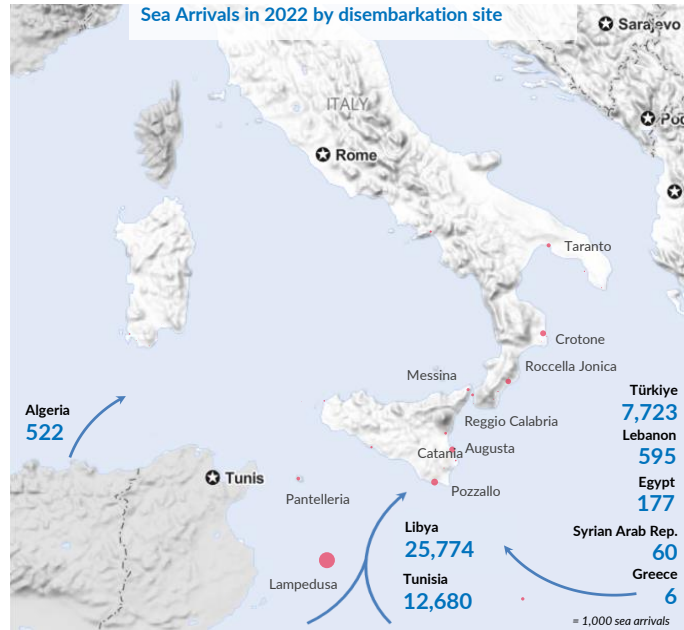
Sea arrivals¹

47,507
year-to-date arrivals

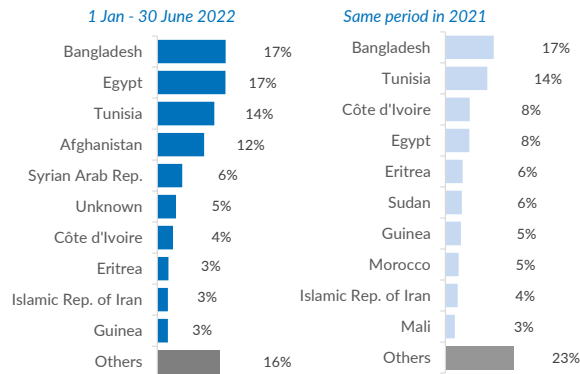
33,765 **+41%**
year-to-date arrivals in 2021

6,073
month-to-date arrivals

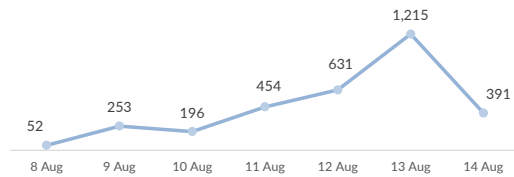
4,641 **+31%**
month-to-date arrivals in 2021



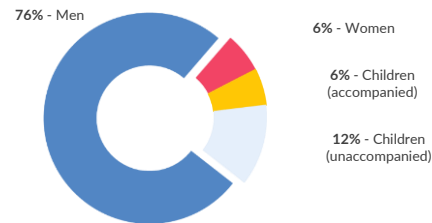
Top 10 most common countries of origin



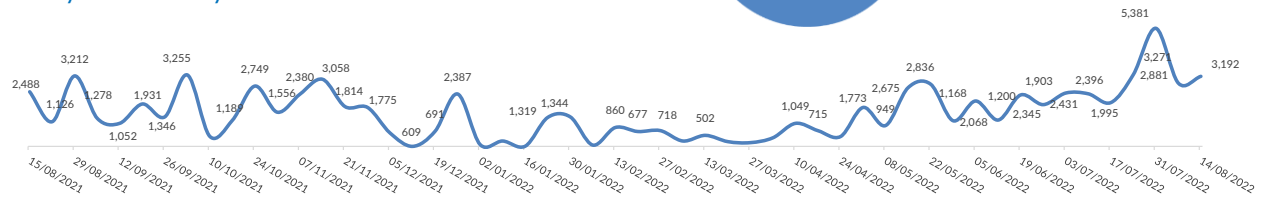
Daily sea arrivals last week (08 Aug - 14 Aug 2022)



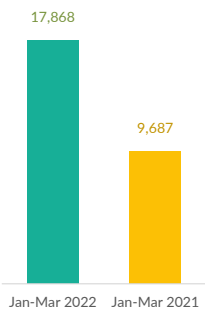
Sea arrivals by gender and age, Jan - June 2022



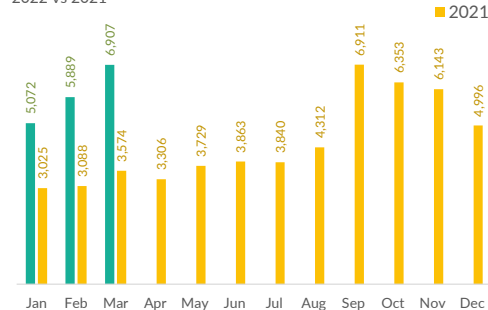
Weekly sea arrivals last year



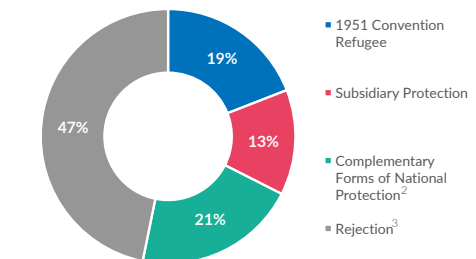
Asylum applications, Jan-Mar 2022 vs Jan-Mar 2021



Asylum applications by month, Applications are not necessarily lodged by new arrivals 2022 vs 2021



First-Instance RSD Decisions, Jan-Mar 2022



Total first-instance decisions (Jan-Mar 2022)

Total pending cases (as of Mar 2022)⁴

12,844

56,314

¹ The charts above are based on figures from the Italian Ministry of Interior and UNHCR estimates. All figures are provisional and subject to change. Please note that, in addition to sea arrivals, Italy also receives land arrivals and air arrivals. The present document focuses on sea arrivals only, as per official figures provided by the Italian Ministry of Interior.

² 'Complementary forms of national protection' include decisions granting authorization to stay for humanitarian reasons under national law to persons who are not eligible for international protection, but nonetheless at risk of violation of articles 3 and 8 of the ECHR in case of return

³ 'Rejection' includes all cases closed, including decisions not taken on the merits, such as inadmissibility decisions and noshows.

⁴ Source: Ministry of Interior. This includes pending cases at first and second instance.