

## Registered Refugees and Asylum-Seekers in DRC

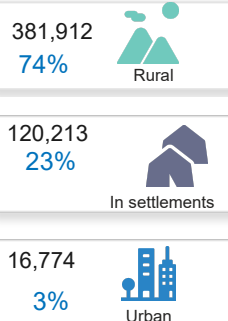
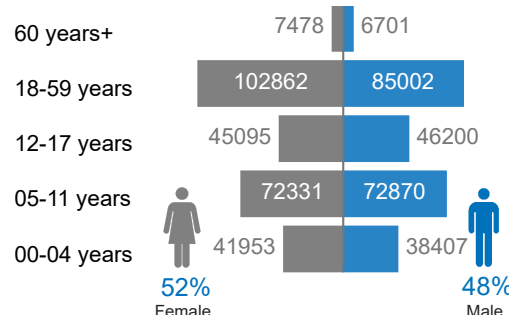
### Key Figures



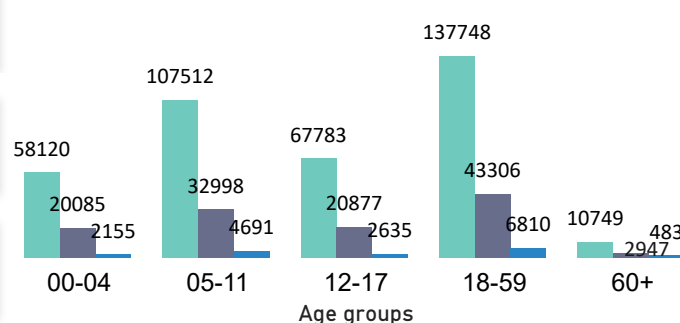
### Situation Overview

The refugee population in the DRC has slightly increased from 515,066 to **518,899**. This is mainly the result of the data cleaning and update of Central African refugees addresses as well as the continuous registration. The number of asylum seekers has decreased from 2,576 to **2,183** due the recognition of some by the eligibility commission during the month. **2,590** ex congolese refugees were repatriated from countries of asylum.

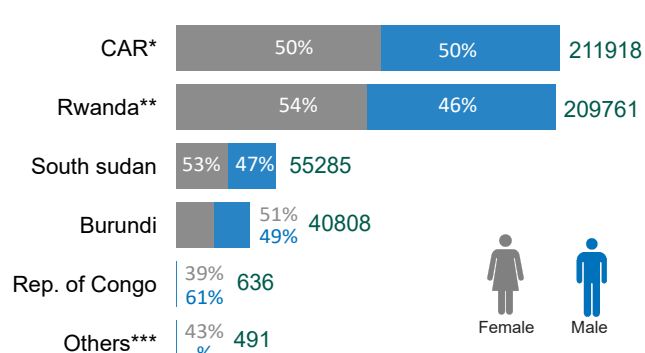
### Age and Gender of Refugee Population



### Refugee Population by Type of Location



### Refugee Population by Country of Origin

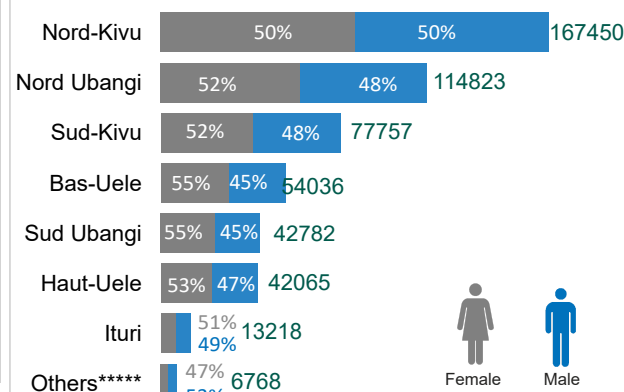


\* Central African Republic

\*\* 137,424 is the number of Rwandan refugees in the DRC registered by the DRC government not yet biometrically verified.

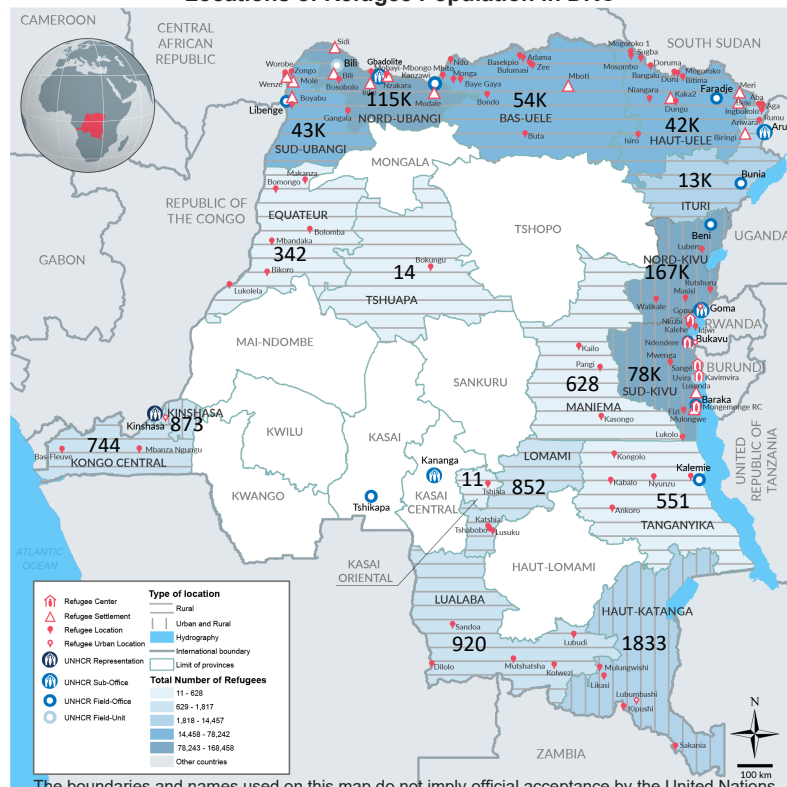
\*\*\*\* Other countries include Angola, Sudan, Uganda, Somalia, Côte d'Ivoire, Eritrea, Syria, Liberia, Chad and Sierra Leone.

### Refugee Population by Province in DRC

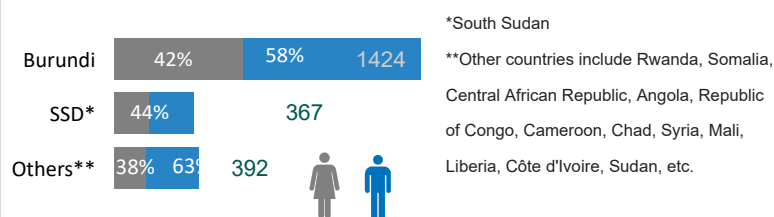


\*\*\*\*\* The other provinces include Haut-Katanga, Kinshasa, Lualaba, Lomami, Kongo-Central, Maniema, Tanganyika, Equateur, Tshuapa and Kasai-Oriental.

### Locations of Refugee Population in DRC



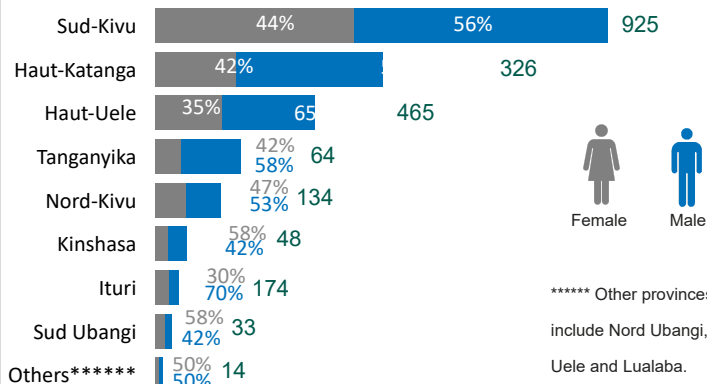
### Asylum Seekers Population by Country of Origin



\*South Sudan

\*\*Other countries include Rwanda, Somalia, Central African Republic, Angola, Republic of Congo, Cameroon, Chad, Syria, Mali, Liberia, Côte d'Ivoire, Sudan, etc.

### Asylum Seekers Population by Province in DRC



\*\*\*\*\* Other provinces include Nord Ubangi, Bas Uele and Lualaba.

### Number of refugees repatriated from the DRC

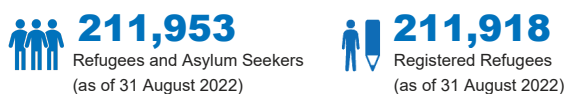
Country of origin	2018	2019	2020	2021	2022	Total
CAR	9	3137	2061	5021	3350	13578
Burundi	180	101	1943	7296	2726	12246
Rwanda	3053	2136	922	1920	1401	9432
Rep. of Congo		3	5			8
South Sudan					3	3
<b>Total</b>	<b>3242</b>	<b>5377</b>	<b>4931</b>	<b>14237</b>	<b>7480</b>	<b>35267</b>

### Age and Gender of Asylum Seekers Population

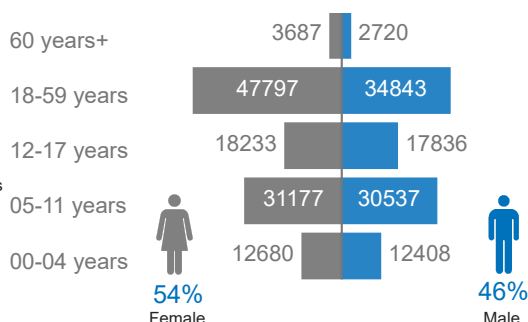
Gender	00-04 years	05-11 years	12-17 years	18-59 years	60 years+	Total
Female	177	191	108	410	19	905
Male	187	193	132	743	23	1278
<b>Total</b>	<b>364</b>	<b>384</b>	<b>240</b>	<b>1153</b>	<b>42</b>	<b>2183</b>

## Central African Refugees and Asylum Seekers

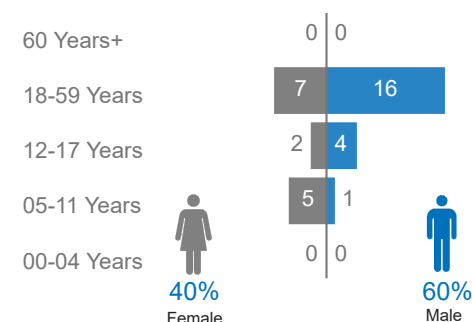
### Key Figures



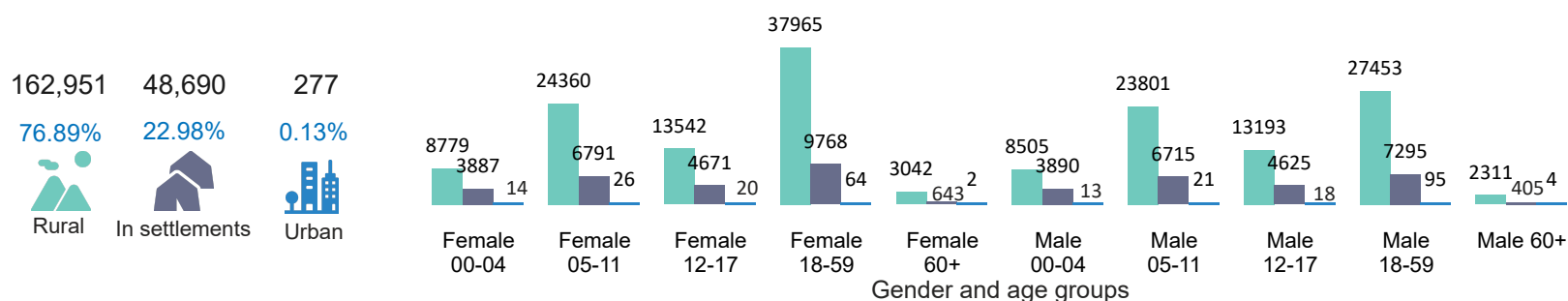
### Age and Gender of Refugee Population



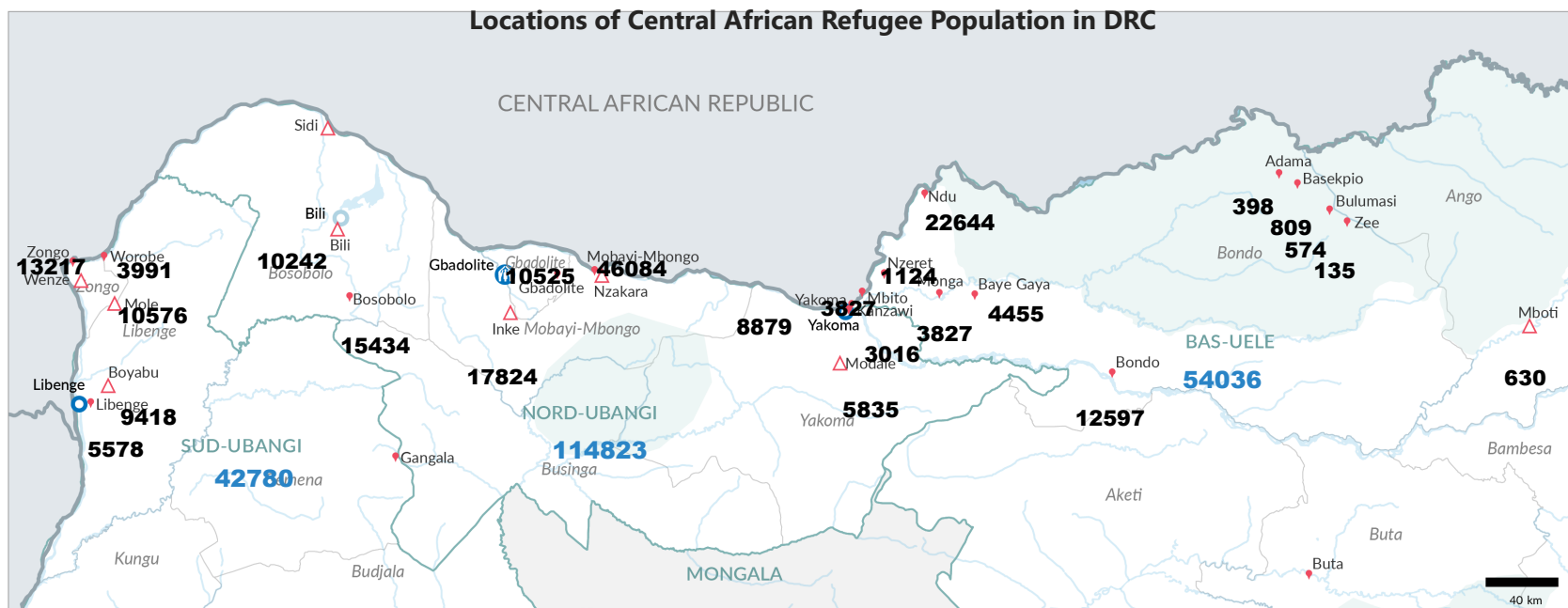
### Age and Gender of Asylum Seekers



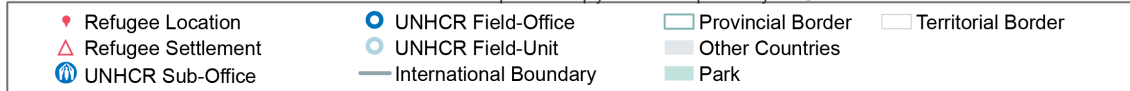
### Central African Refugee Population by Type of Location



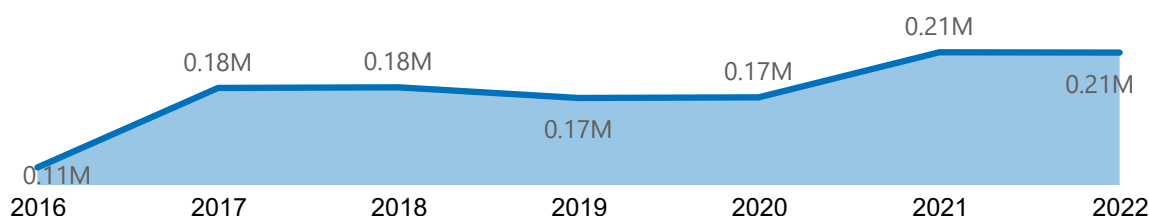
### Locations of Central African Refugee Population in DRC



The boundaries and names used on this map do not imply official acceptance by the United Nations.



### Central African Refugee Population Trend (2016 - 2022)



### Comments about the figures of Central African refugees

**211,953** Central African refugees and asylum seekers in DRC, i.e. 211,918 refugees and 35 asylum seekers with identity documents issued by the government with the support of UNHCR. There was an increase of **2.4%** due to updates, continuous registration (new births (272 cases)) and updates of addresses (4,714) in proGres V4 database. These people live in the provinces of North Ubangi (114,823 persons), South Ubangi (42,780 persons), Bas Uélé (54,036 persons), Kinshasa (305 persons) and Haut Katanga (6 persons), Haut Uélé (2 persons) and North Kivu (1 person).

## South Sudanese Refugees and Asylum Seekers

### Key Figures

**55,652**

Refugees and Asylum Seekers  
(as of 31 August 2022)

**55,285**

Registered Refugees  
(as of 31 August 2022)

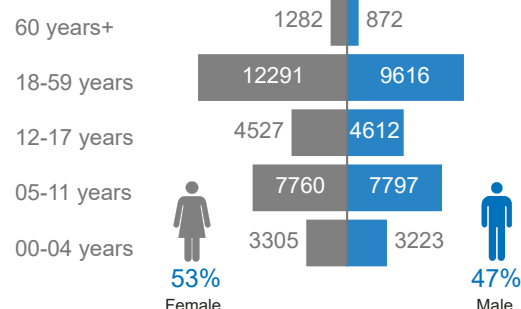
**367**

Asylum Seekers  
(as of 31 August 2022)

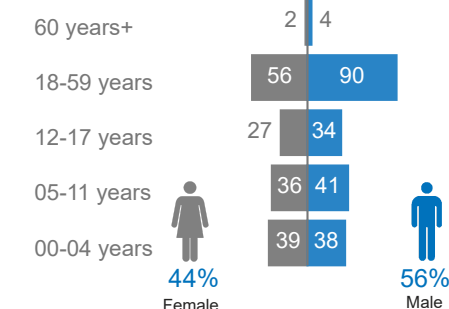
**51,980**

Refugees and Asylum Seekers  
biometrically registered

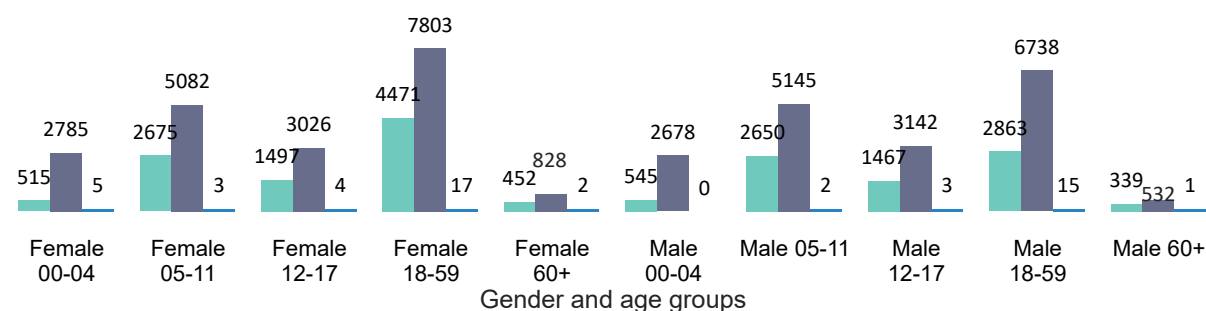
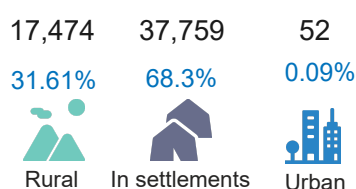
### Age and Gender of Refugee Population



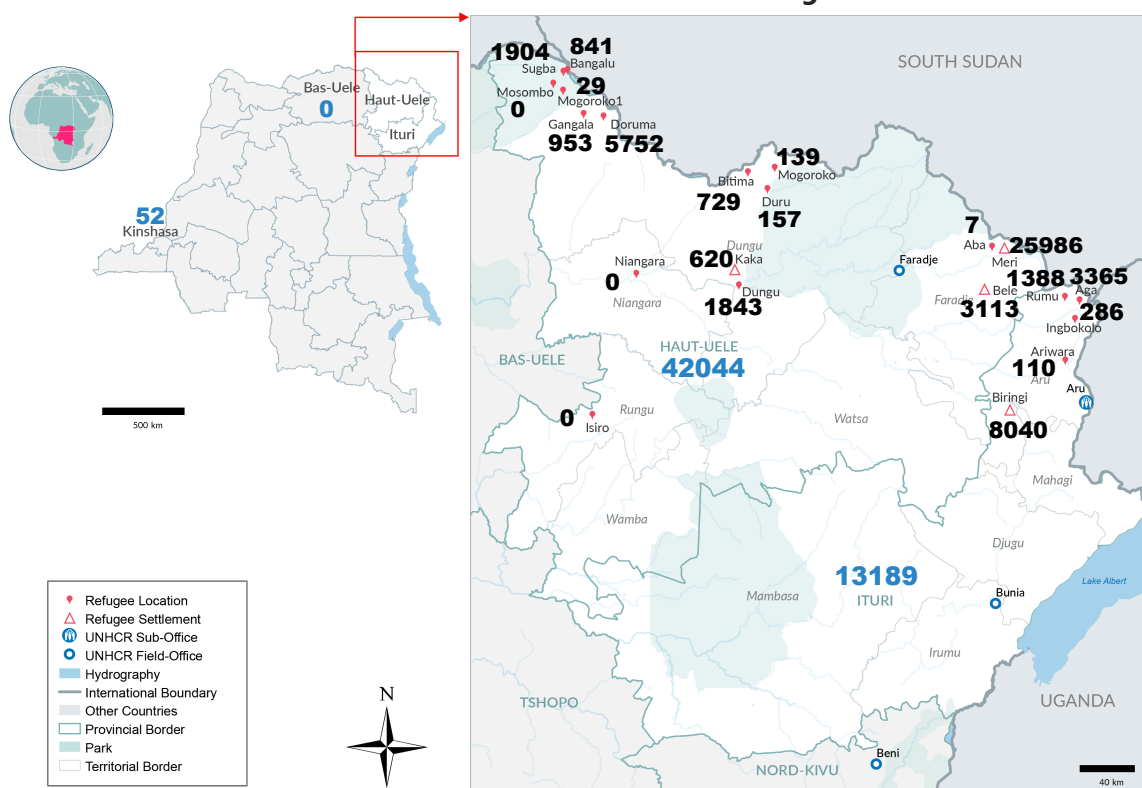
### Age and Gender of Asylum Seekers



### South Sudanese Refugee Population by Type of Location

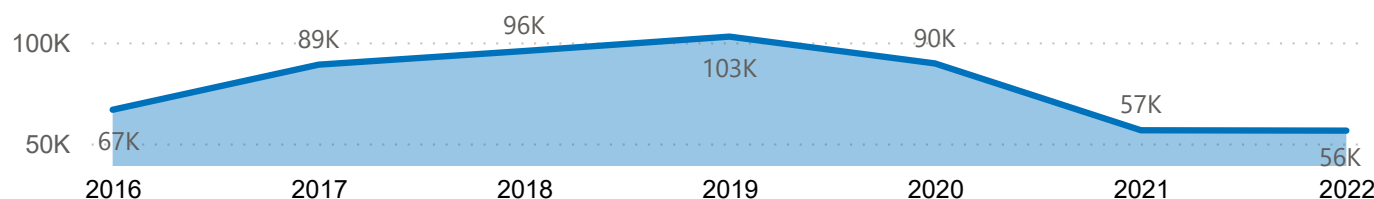


### Location of South Sudanese Refugees in DRC



The boundaries and names used on this map do not imply official acceptance by the United Nations.

### South Sudanese Refugee Population Trend (2016 - 2022)



### Comments about the figures of South Sudanese refugees

**55,652** South Sudanese refugees and asylum seekers in DRC, a decrease of **2.7%**. Mainly due to adjudication cases and absentees. Only **37,139** or 67% live in camps (Biringi, Meri and Bele) and hold identity documents issued by the government with the technical support of UNHCR.

## Burundian Refugees and Asylum Seekers

### Key Figures


**42,232**

Refugees and Asylum Seekers  
(as of 31 August 2022)

**40,808**

Registered Refugees  
(as of 31 August 2022)

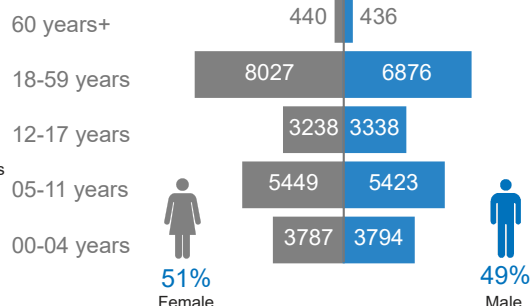
**1 424**

Asylum Seekers  
(as of 31 August 2022)

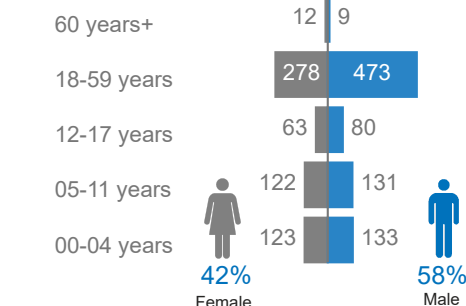
**37,013**

Refugees and Asylum Seekers  
biométriquement enregistrés

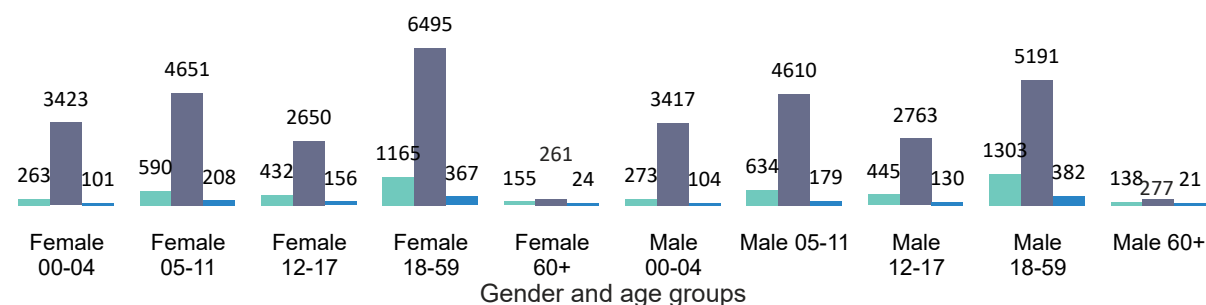
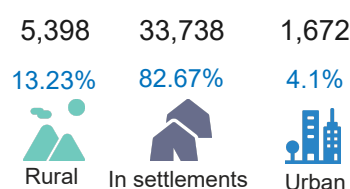
### Age and Gender of Refugee Population



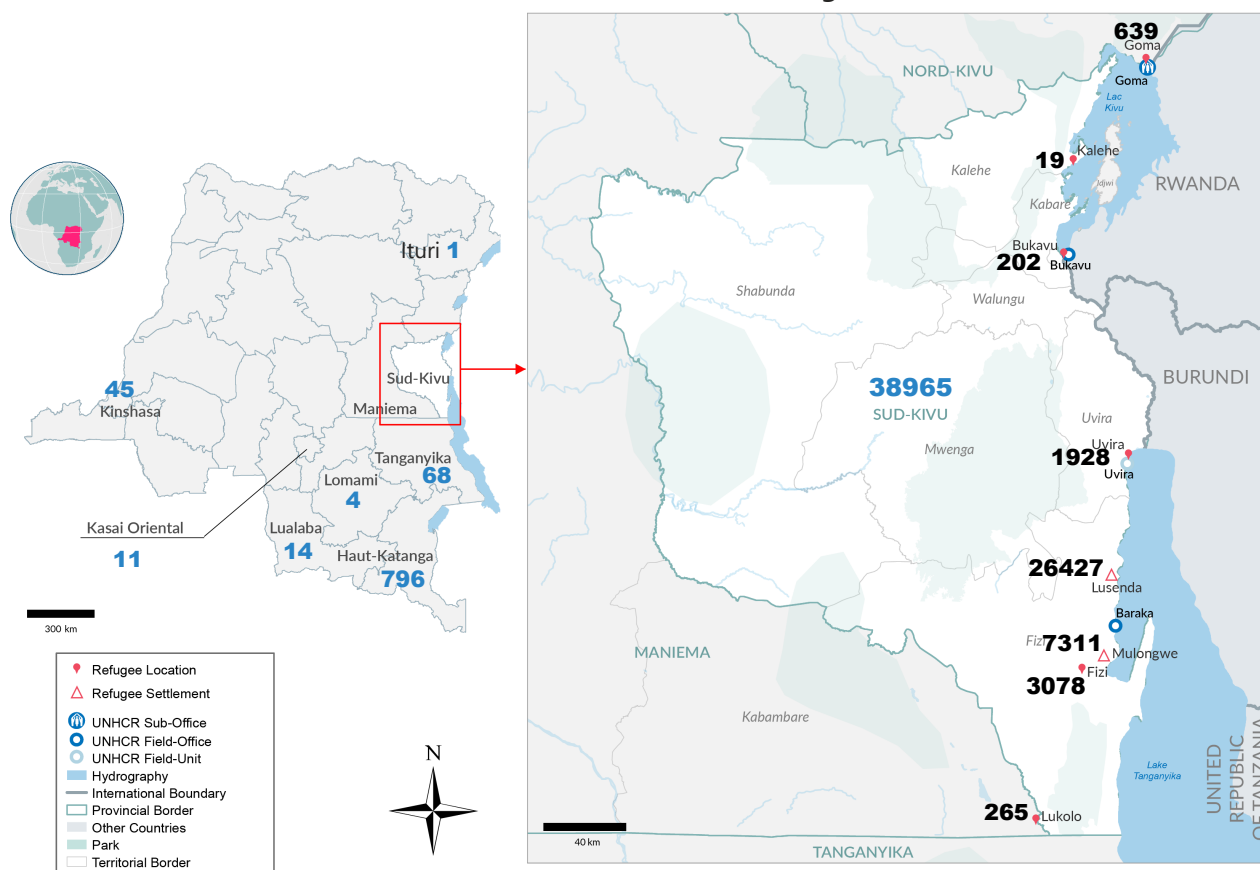
### Age and Gender of Asylum Seekers



### Burundian Refugee Population by Type of Location

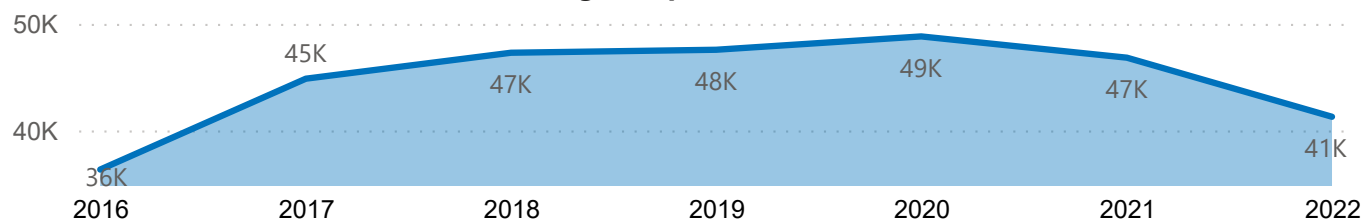


### Location of Burundian Refugees in DRC



The boundaries and names used on this map do not imply official acceptance by the United Nations.

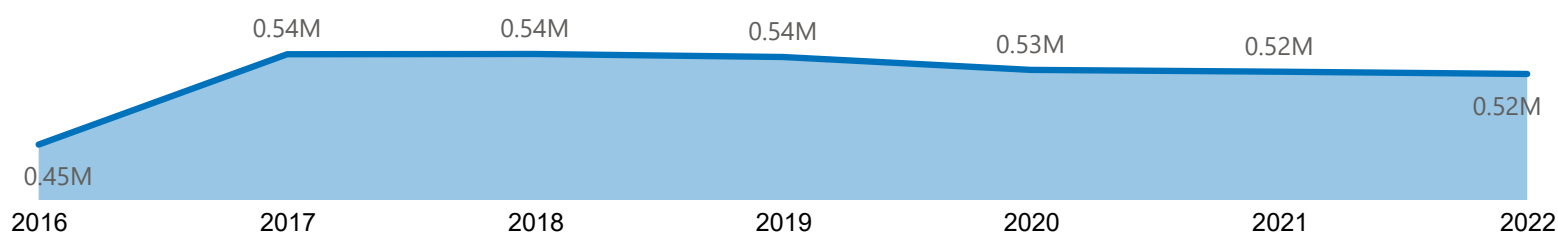
### Burundian Refugee Population Trend (2016 - 2022)



### Comments about the figures of Burundian refugees

**42,232** Burundian refugees and asylum seekers: 40,808 refugees and 1,424 asylum seekers. This represents an increase of **0.02%** compare to July population data. 7 cases of activations and 3 births recorded. They all hold identity documents issued by the government with the technical support of UNHCR.

### Refugee Population Trend (2016 - 2022)



### Number of refugees repatriated to DRC

In August, **2,590** Congolese were repatriated from Angola (**447** persons), Zambia (**2,135** persons), South Africa (**54** persons), Mozambique (**9** persons) and Senegal (**5** persons). In total **3,863** ex refugees congolese return to DRC since the beginning of the year.

### Profile of All Refugees Population in DRC

#### A) School-Age Children

Females 3-5 years	Females 6-11 years	Females 12-13 years	Females 14-17 years	Females 18-24 years	Tfemales	Males 3-5 years	Males 6-11 years	Males 12-13 years	Males 14-17 years	Males 18-24 years	Tmales	Total
15844	36556	10206	14932	16982	94520	15860	36363	9979	14978	14393	91573	186093

#### B) Persons with specific needs: **42,290**

Specific needs	0-4 years	5-11 years	12-17 years	18-59 years	60 years +	Total	%
Serious medical condition	328	961	415	7229	446	9379	22.18%
Unaccompanied or separated child	165	1486	1633	0	0	3284	7.77%
Disability	38	412	405	2618	661	4134	9.78%
Child at risk	17	129	374	0	0	520	1.23%
Specific legal and physical protection needs	2	30	34	509	51	626	1.48%
Family unity	0	12	7	52	1	72	0.17%
Gender-based violence	0	0	0	0	0	0	0.00%
Older person at risk	0	0	0	0	5647	5647	13.35%
Single parent	0	0	0	6148	480	6628	15.67%
Torture	0	1	0	30	0	31	0.07%
Woman at risk	0	0	0	11484	485	11969	28.30%

C) **Documentation (issued by the Government): 60,244** refugees and asylum seekers living in urban areas, and in the sites/ camps have Refugee Cards, i.e. 30% of the eligible population (181,599 people). in addition **321,231** persons were issues with refugee and asylum seeker certificates.



## Profile of refugees Central African, South Sudanese and Burundian in DRC

### A) School-Age Children Central African Refugees in DRC: 128,344

Females 3-5 years	Females 6-11 years	Females 12-13 years	Females 14-17 years	Females 18-24 years	Tfemales	Males 3-5 years	Males 6-11 years	Males 12-13 years	Males 14-17 years	Males 18-24 years	Tmales	Total
11238	25213	7124	10331	11427	65333	11305	24953	6864	10335	9554	63011	128344

### B) School-Age Children South Sudanese Refugees in DRC: 34,124

Females 3-5 years	Females 6-11 years	Females 12-13 years	Females 14-17 years	Females 18-24 years	Tfemales	Males 3-5 years	Males 6-11 years	Males 12-13 years	Males 14-17 years	Males 18-24 years	Tmales	Total
2315	6886	1862	2681	3614	17358	2236	6933	1884	2660	3053	16766	34124

### C) School-Age Children Burundian Refugees in DRC: 23,625

Females 3-5 years	Females 6-11 years	Females 12-13 years	Females 14-17 years	Females 18-24 years	Tfemales	Males 3-5 years	Males 6-11 years	Males 12-13 years	Males 14-17 years	Males 18-24 years	Tmales	Total
2291	4457	1220	1920	1941	11829	2319	4477	1231	1983	21	11796	23625

### D) Central African Refugees with specific needs: 27,388

Specific needs	0-4 years	5-11 years	12-17 years	18-59 years	60 years +	Total	%
Child at risk	12	67	294	0	0	373	1.36%
Disability	28	225	246	1714	355	2568	9.38%
Family unity	0	12	5	38	1	56	0.20%
Gender-based violence	0	0	0	0	0	0	0.00%
Older person at risk	0	0	0	0	3907	3907	14.27%
Serious medical condition	307	713	291	5263	228	6802	24.84%
Single parent	0	0	0	3469	317	3786	13.82%
Specific legal and physical protection needs	2	23	30	175	13	243	0.89%
Torture	0	0	0	18	2	20	0.07%
Unaccompanied or separated child	155	1060	911	0	0	2126	7.76%
Woman at risk	0	0	0	7220	287	7507	27.41%

### E) South Sudanese Refugees with specific needs: 7,279

Specific needs	0-4 years	5-11 years	12-17 years	18-59 years	60 years +	Total	%
Child at risk	0	23	22	0	0	45	0.62%
Disability	3	70	67	405	222	767	10.54%
Family unity	0	0	2	7	0	9	0.12%
Gender-based violence	0	0	0	0	0	0	0.00%
Older person at risk	0	0	0	0	1286	1286	17.67%
Serious medical condition	11	125	51	981	119	1287	17.68%
Single parent	0	0	0	561	62	623	8.56%
Specific legal and physical protection needs	0	1	1	11	2	15	0.21%
Torture	0	0	0	2	0	2	0.03%
Unaccompanied or separated child	7	323	556	0	0	886	12.17%
Woman at risk	0	0	0	2240	119	2359	32.41%

### F) Burundian Refugees with specific needs: 7,411

Specific needs	0-4 years	5-11 years	12-17 years	18-59 years	60 years +	Total	%
Woman at risk	0	0	0	2024	79	2103	28.38%
Unaccompanied or separated child	3	103	166	0	0	272	3.67%
Torture	0	1	0	10	2	13	0.18%
Specific legal and physical protection needs	0	6	3	323	36	368	4.97%
Single parent	0	0	0	2118	101	2219	29.94%
Serious medical condition	10	123	73	985	99	1290	17.41%
Older person at risk	0	0	0	0	454	454	6.13%
Gender-based violence	0	0	0	0	0	0	0.00%
Family unity	0	0	0	7	0	7	0.09%
Disability	0	0	0	499	84	583	7.87%
Child at risk	5	39	58	0	0	102	1.38%

## Profile of refugees Central African, South Sudanese and Burundian in DRC

A) **Central African: Occupation (occupation for aged 18 and above Individuals):** **61,294** people with an occupation

Profession	women	men	Total	%
Teaching professionals	253	588	841	1.37%
Skilled market-oriented forestry, fishing and hunting workers	315	5837	6152	10.04%
Skilled market-oriented agricultural workers	26526	11677	38203	62.33%
Sales employees	6916	1870	8786	14.33%
Legal, social and cultural professionals	89	510	599	0.98%
Associate professionals in business and administration	1226	545	1771	2.89%
Agricultural, forestry and fishing laborers	3365	1577	4942	8.06%

B) **South Sudanese: Occupation (top 7 occupation for aged 18 and above Individuals):** **13,529** people with an occupation

Profession	women	men	Total	%
Market-oriented skilled agricultural workers	6027	3741	9768	72.20%
Agricultural, forestry and fishery labourers	2318	1443	3761	27.80%

C) **Burundian: Occupation (occupation for aged 18 and above Individuals):** **10,184** people with an occupation

Profession	women	men	Total	%
Agricultural, forestry and fishery labourers	4310	3051	7361	72.28%
Market-oriented skilled agricultural workers	1803	1020	2823	27.72%