Registered People of Concern Refugees and Asylum Seekers in Jordan - All

Updated date: 9/18/2022

Active Registered People Of Concern **762,999**

	629,343	82.5%
	133656	17.5%
	38,468	5.0%
	373,349	48.9%
	351,182	46.0%

Age and Gender

Gender	0-4	5-11	12-17	18-35	36-59	60+
Male	46,676	75,545	57,893	114,775	74,223	16,656
Female	45,165	71,171	54,732	108,213	76,138	21,812
Total	**91,841**	**146,716**	**112,625**	**222,988**	**150,361**	**38,468**
	12.0%	19.2%	14.8%	29.2%	19.7%	5.0%

Biometric Statistics

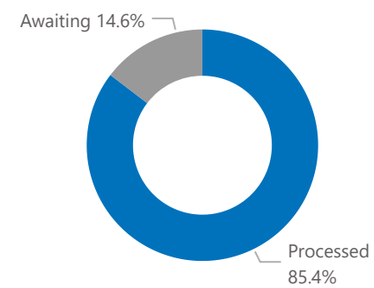

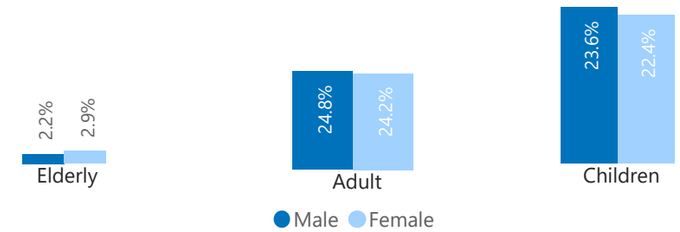

Origin Country

SOM	650	0.1%
other	1,368	0.2%
SUD	5,522	0.7%
YEM	12,957	1.7%
IRQ	65,818	8.6%
SYR	676,684	88.7%

Specific Needs

Serious medical condition	98,356	12.9%
Specific legal and physical protection needs	36,935	4.8%
Child at risk	30,778	4.0%
Single parent	17,216	2.3%
Woman at risk	13,926	1.8%
Older person at risk	7,411	1.0%
Unaccompanied or separated child	2,147	0.3%

** Specific need Disability is under validation*

** An individual can have more than one specific need*

Individuals with Specific Needs	175,029	22.9%

Year of Arrival

Pre 2011	24,839	4.2%
2011	23,436	3.9%
2012	147,239	24.6%
2013	245,063	41.0%
2014	74,544	12.5%
2015	24,200	4.0%
2016	33,259	5.6%
2017	10,185	1.7%
2018	9,669	1.6%
2019	2,636	0.4%
2020	2,108	0.4%
2021	471	0.1%
2022	162	0.0%

** The new arrivals excludes newborn babies who are represented under the registration trend.*

Registration Trend

Pre - 2011	142,896	10.3%
2011	10,988	0.8%
2012	134,856	9.7%
2013	675,321	48.6%
2014	145,770	10.5%
2015	55,247	4.0%
2016	67,720	4.9%
2017	41,334	3.0%
2018	38,811	2.8%
2019	23,924	1.7%
2020	13,828	1.0%
2021	24,383	1.8%
2022	13,197	1.0%

Registration Trend Quarterly

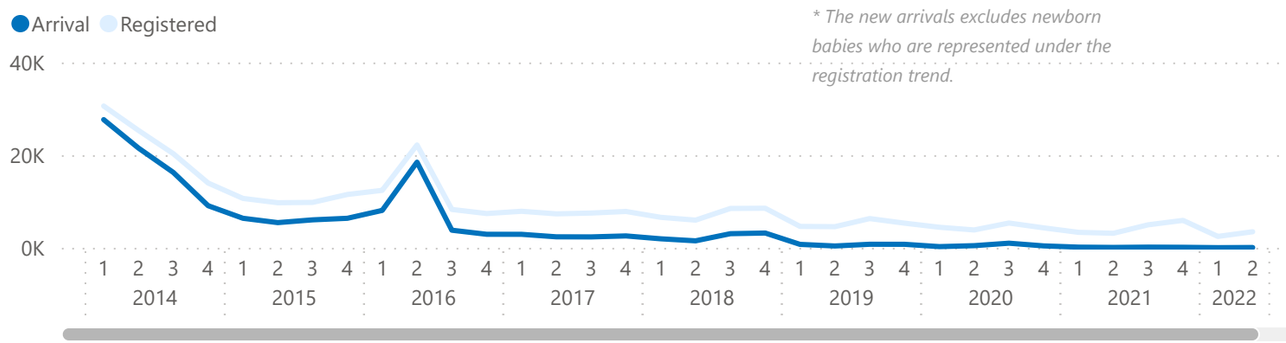

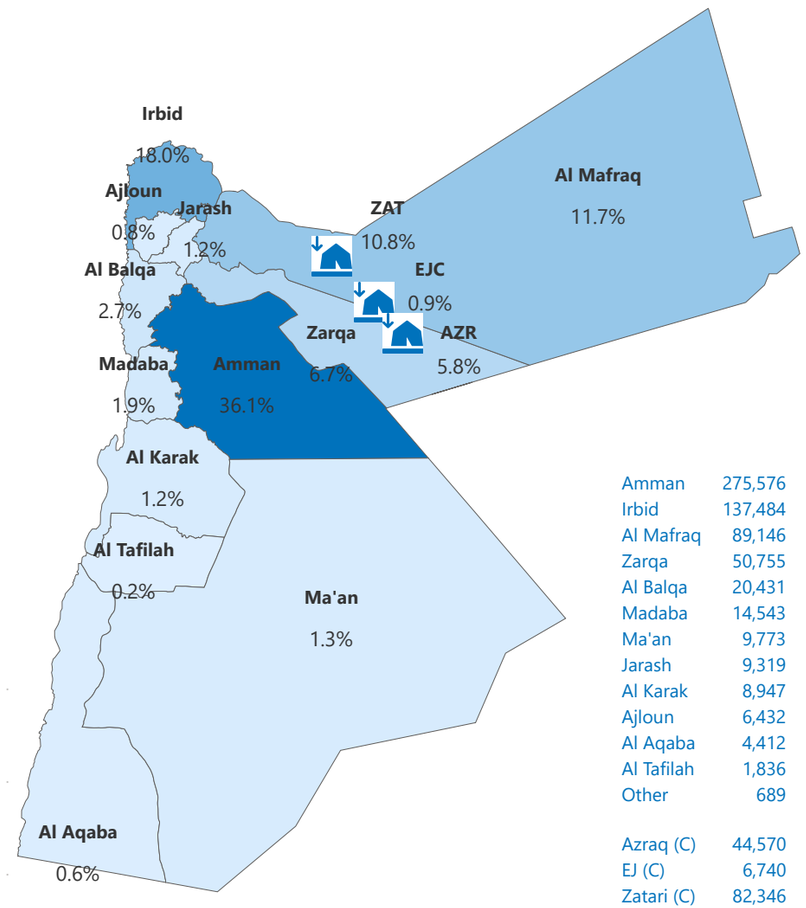

Amman	275,576
Irbid	137,484
Al Mafraq	89,146
Zarqa	50,755
Al Balqa	20,431
Madaba	14,543
Ma'an	9,773
Jarash	9,319
Al Karak	8,947
Ajloun	6,432
Al Aqaba	4,412
Al Tafilah	1,836
Other	689
Azraq (C)	44,570
EJ (C)	6,740
Zatari (C)	82,346

Prepared by Data Analysis Group | Jordan

Registered People of Concern Refugees and Asylum Seekers in Jordan - SYR

Updated date: 9/18/2022

Active Registered People Of Concern **676,684**

543,030 80.2%

133654 19.8%

28,605 4.2%

319,846 47.3%

328,233 48.5%

Age and Gender

Gender	0-4	5-11	12-17	18-35	36-59	60+
Male	44,915	70,524	52,727	98,109	59,672	11,831
Female	43,521	66,482	50,064	96,651	65,414	16,774
Total	**88,436**	**137,006**	**102,791**	**194,760**	**125,086**	**28,605**
	13.1%	20.2%	15.2%	28.8%	18.5%	4.2%

Biometric Statistics

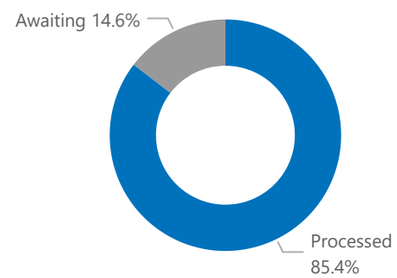

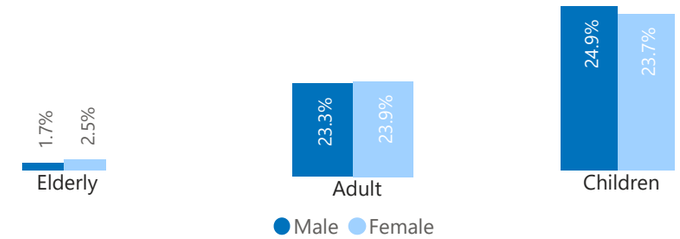

Origin Country

SYR	676,684	100.0%

Specific Needs

Serious medical condition	83,032	12.3%
Specific legal and physical protection needs	33,311	4.9%
Child at risk	28,640	4.2%
Single parent	15,751	2.3%
Woman at risk	11,318	1.7%
Older person at risk	6,290	0.9%
Unaccompanied or separated child	2,035	0.3%

** Specific need Disability is under validation*

** An individual can have more than one specific need*

Individuals with Specific Needs	153,203	22.6%

Year of Arrival

Pre 2011	10,074	1.9%
2011	20,686	4.0%
2012	143,861	27.8%
2013	238,531	46.0%
2014	57,325	11.1%
2015	13,509	2.6%
2016	23,883	4.6%
2017	2,950	0.6%
2018	2,579	0.5%
2019	2,404	0.5%
2020	1,999	0.4%
2021	443	0.1%
2022	161	0.0%

** The new arrivals excludes newborn babies who are represented under the registration trend.*

Registration Trend

Pre - 2011	1,425	0.1%
2011	2,361	0.2%
2012	130,054	11.4%
2013	667,381	58.3%
2014	121,356	10.6%
2015	41,015	3.6%
2016	53,604	4.7%
2017	28,673	2.5%
2018	27,527	2.4%
2019	22,285	1.9%
2020	13,270	1.2%
2021	23,139	2.0%
2022	12,565	1.1%

Registration Trend Quarterly

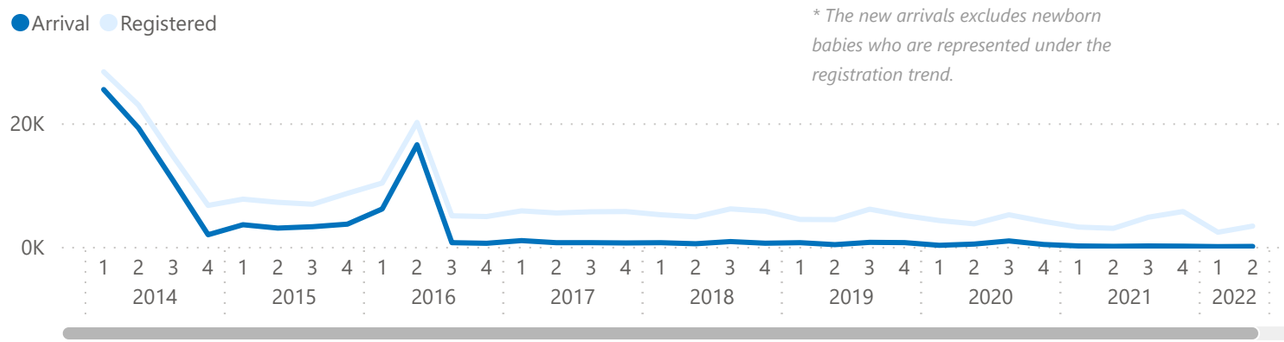

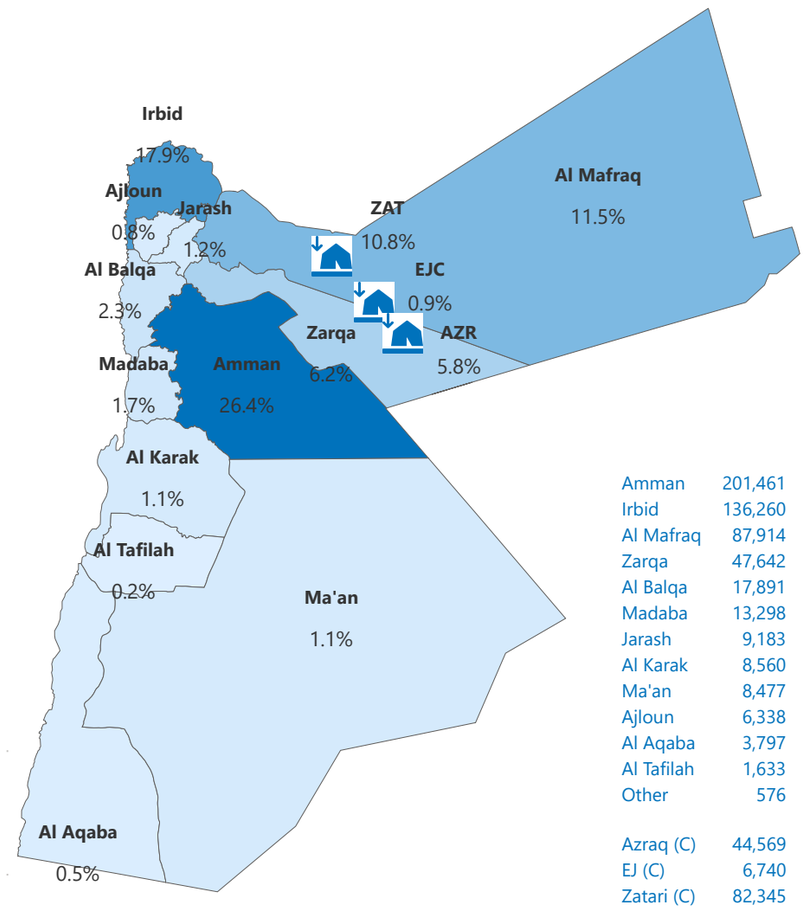

Amman	201,461
Irbid	136,260
Al Mafraq	87,914
Zarqa	47,642
Al Balqa	17,891
Madaba	13,298
Jarash	9,183
Al Karak	8,560
Ma'an	8,477
Ajloun	6,338
Al Aqaba	3,797
Al Tafilah	1,633
Other	576
Azraq (C)	44,569
EJ (C)	6,740
Zatari (C)	82,345

Prepared by Data Analysis Group | Jordan

Registered People of Concern Refugees and Asylum Seekers in Jordan - IRQ

Updated date: 9/18/2022

Active Registered People Of Concern **65,818**

65,817	100.0%	
1	0.0%	
8,809	13.4%	
39,602	60.2%	
17,407	26.4%	

Age and Gender

Gender	0-4	5-11	12-17	18-35	36-59	60+
Male	617	4,042	4,460	10,739	10,088	4,045
Female	560	3,716	4,012	9,425	9,350	4,764
Total	**1,177**	**7,758**	**8,472**	**20,164**	**19,438**	**8,809**
	1.8%	11.8%	12.9%	30.6%	29.5%	13.4%

Biometric Statistics

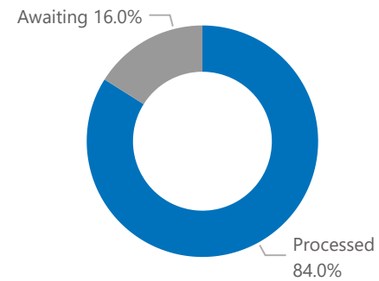

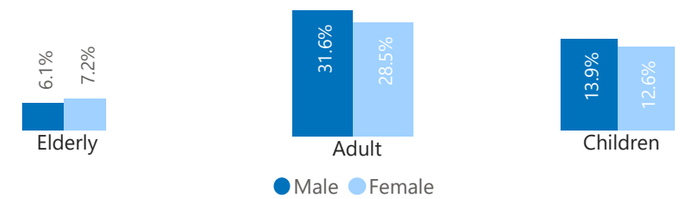

Origin Country

IRQ	65,818	100.0%

Specific Needs

Serious medical condition	11,431	17.4%
Specific legal and physical protection needs	2,183	3.3%
Woman at risk	2,060	3.1%
Child at risk	1,853	2.8%
Single parent	1,171	1.8%
Older person at risk	1,000	1.5%
Unaccompanied or separated child	79	0.1%

** Specific need Disability is under validation*

** An individual can have more than one specific need*

Individuals with Specific Needs	16,195	24.6%

Year of Arrival

Pre 2011	13,286	21.5%
2011	2,254	3.7%
2012	2,480	4.0%
2013	4,516	7.3%
2014	15,576	25.2%
2015	7,505	12.2%
2016	8,100	13.1%
2017	5,422	8.8%
2018	2,442	4.0%
2019	88	0.1%
2020	55	0.1%
2021	8	0.0%
2022	1	0.0%

** The new arrivals excludes newborn babies who are represented under the registration trend.*

Registration Trend

Pre - 2011	133,239	65.4%
2011	7,770	3.8%
2012	4,088	2.0%
2013	5,396	2.6%
2014	21,535	10.6%
2015	9,869	4.8%
2016	10,560	5.2%
2017	7,070	3.5%
2018	3,220	1.6%
2019	431	0.2%
2020	127	0.1%
2021	425	0.2%
2022	149	0.1%

Registration Trend Quarterly

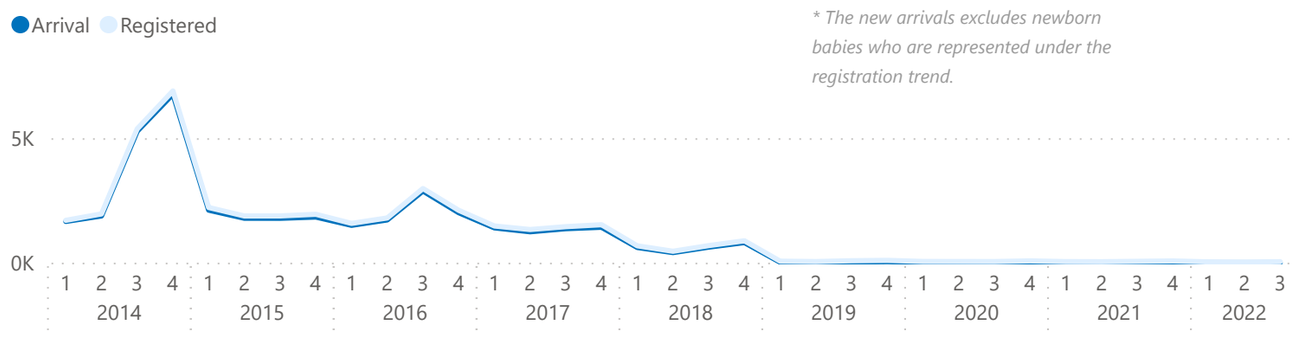

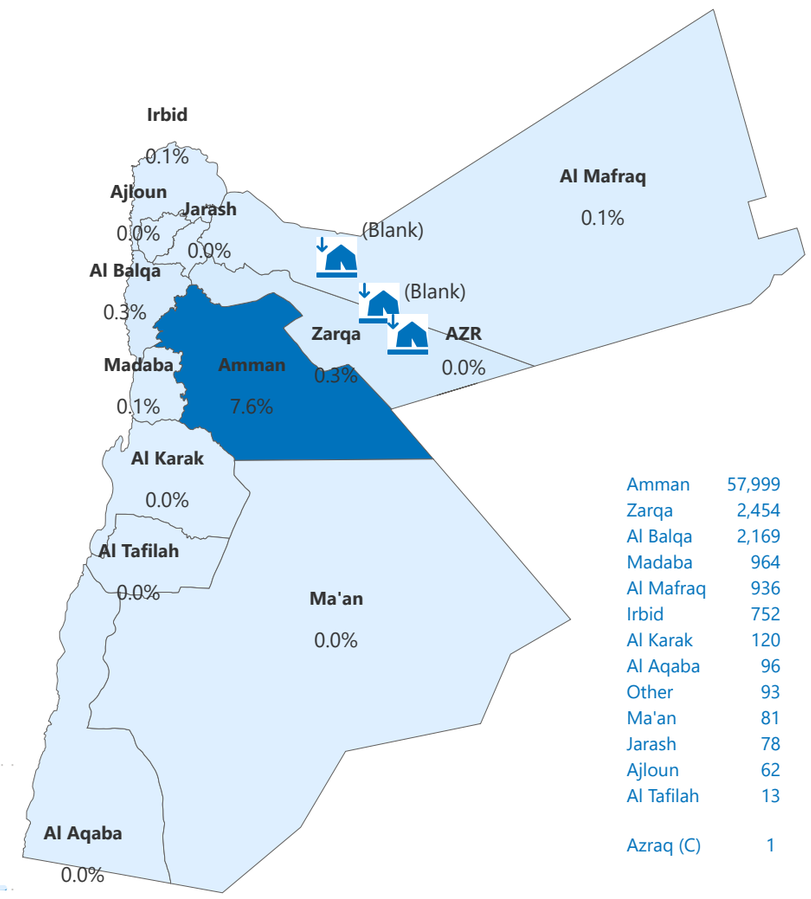

Amman	57,999
Zarqa	2,454
Al Balqa	2,169
Madaba	964
Al Mafraq	936
Irbid	752
Al Karak	120
Al Aqaba	96
Other	93
Ma'an	81
Jarash	78
Ajloun	62
Al Tafilah	13
Azraq (C)	1

Prepared by Data Analysis Group | Jordan

Registered People of Concern Refugees and Asylum Seekers in Jordan - Other

Updated date: 9/18/2022

Active Registered People Of Concern **20,497**

	20,496	100.0%
	1	0.0%
	1,054	5.1%
	13,901	67.8%
	5,542	27.0%

Age and Gender

Gender	0-4	5-11	12-17	18-35	36-59	60+
Female	1,084	973	656	2,137	1,374	274
Male	1,144	979	706	5,927	4,463	780
Total	**2,228**	**1,952**	**1,362**	**8,064**	**5,837**	**1,054**
	10.9%	9.5%	6.6%	39.3%	28.5%	5.1%

Biometric Statistics

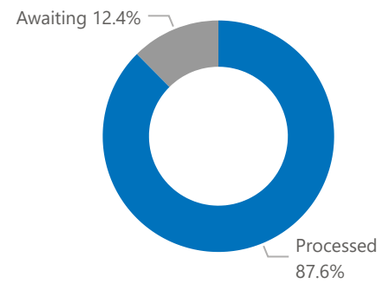

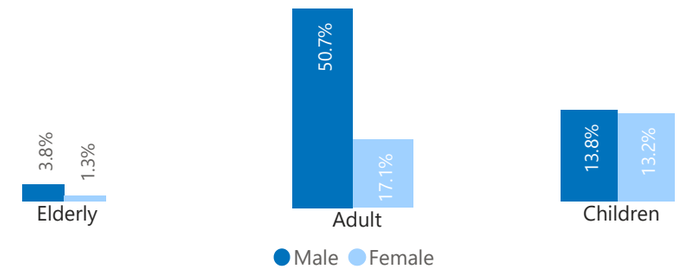

Origin Country

SOM	650	3.2%
other	1,368	6.7%
SUD	5,522	26.9%
YEM	12,957	63.2%

Specific Needs

Serious medical condition	3,893	19.0%
Specific legal and physical protection needs	1,441	7.0%
Woman at risk	548	2.7%
Single parent	294	1.4%
Child at risk	285	1.4%
Older person at risk	121	0.6%
Unaccompanied or separated child	33	0.2%

** Specific need Disability is under validation*

** An individual can have more than one specific need*

Individuals with Specific Needs	5,631	27.5%

Year of Arrival

Pre 2011	1,479	8.4%
2011	496	2.8%
2012	898	5.1%
2013	2,016	11.4%
2014	1,643	9.3%
2015	3,186	18.0%
2016	1,276	7.2%
2017	1,813	10.3%
2018	4,648	26.3%
2019	144	0.8%
2020	54	0.3%
2021	20	0.1%
2022	0	0.0%

** The new arrivals excludes newborn babies who are represented under the registration trend.*

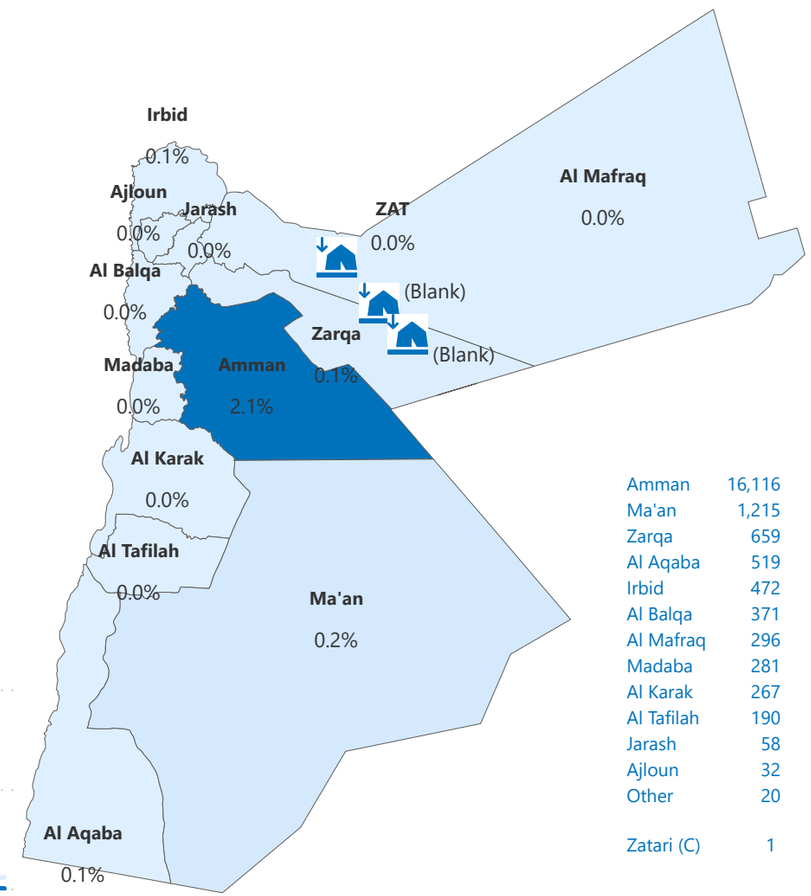

Amman	16,116
Ma'an	1,215
Zarqa	659
Al Aqaba	519
Irbid	472
Al Balqa	371
Al Mafraq	296
Madaba	281
Al Karak	267
Al Tafilah	190
Jarash	58
Ajloun	32
Other	20
Zatari (C)	1

Registration Trend

Pre - 2011	8,232	20.7%
2011	857	2.2%
2012	714	1.8%
2013	2,544	6.4%
2014	2,879	7.2%
2015	4,363	11.0%
2016	3,556	8.9%
2017	5,591	14.1%
2018	8,064	20.3%
2019	1,208	3.0%
2020	431	1.1%
2021	819	2.1%
2022	483	1.2%

Registration Trend Quarterly

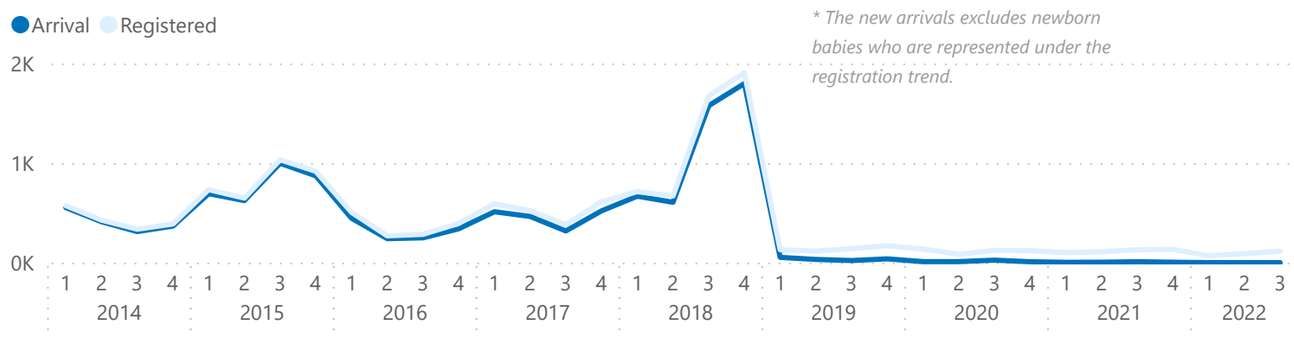

Prepared by Data Analysis Group | Jordan