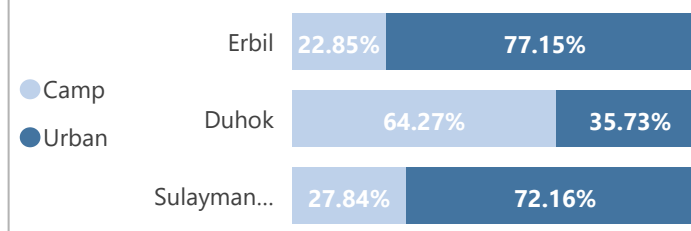
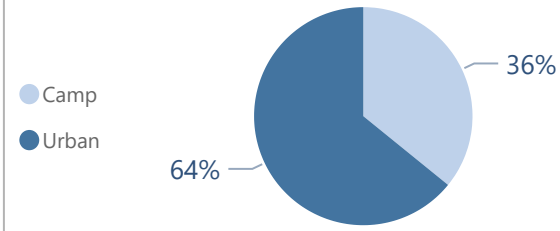
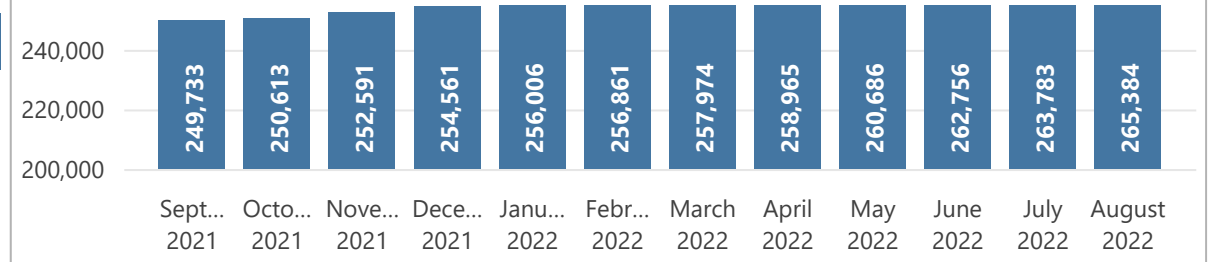


## Camp and Urban Population



## Population Trend



Governorate	Individuals	Household	% of Total
<b>Erbil</b>	<b>133,773</b>	<b>41,891</b>	<b>50.41%</b>
Erbil Urban	103,211	34,958	38.89%
Darashakran Camp	11,796	2,575	4.44%
Qushtapa Camp	8,657	2,023	3.26%
Kawergosk Camp	8,174	1,918	3.08%
Basirma Camp	1,935	417	0.73%
<b>Duhok</b>	<b>85,498</b>	<b>21,845</b>	<b>32.22%</b>
Duhok Urban	30,552	9,288	11.51%
Domiz Camp	30,460	6,932	11.48%
Domiz Camp 2	10,789	2,430	4.07%
Gawilan Camp	9,525	2,100	3.59%
Bardarash Camp	3,168	853	1.19%
Akre Settlement	1,004	242	0.38%
<b>Sulaymaniyah</b>	<b>34,689</b>	<b>10,936</b>	<b>13.07%</b>
Sulaymaniyah Urban	25,032	8,651	9.43%
Arbat Camp	9,657	2,285	3.64%
<b>Other</b>	<b>11,424</b>	<b>8,024</b>	<b>4.30%</b>
Other Urban Locations	11,424	8,024	4.30%
<b>Total</b>	<b>265,384</b>	<b>82,696</b>	<b>100.00%</b>

Information Management Unit: irqerbim@unhcr.org

Data source: UNHCR Registration Unit, Erbil, Iraq

## Syrian Refugees Registered in Iraq

