

The **Documentation Renewal and Information Verification Exercise (DRIVE)**, a joint registration exercise carried out by the Government of Pakistan and UNHCR, verified and updated the data of **1.28 million** registered Afghan refugees in Pakistan and documented them with biometric Proof of Registration (PoR) smartcards.

INTRODUCTION

Livelihood data of refugees and host communities is essential for engaging with governments and other stakeholders such as development organizations to design, finance and implement programmes that promote resilience and support outcomes related to employment, education, social protection and wider human development objectives outlined in the Sustainable Development Goals amongst others. The information gathered in socioeconomic assessments indicate the poverty level, income disparities and also contribution of the forcibly displaced to the countries that host them. Accordingly, analyzing the skills and education levels is crucial in order to be informed about the human capital at hand in order to provide a basis for innovative and labor market-oriented livelihoods and economic inclusion programming.

The DRIVE exercise in Pakistan has provided this opportunity in order to collect comprehensive information on registered Afghan refugees (PoR cardholders) including sources and levels of income, skillsets, levels of education, employment, place of origin in Afghanistan and child labor to support evidence based, inclusive programming and delivery. The updated and expanded datasets will directly support the objectives of the regional Solutions Strategy for Afghan Refugees (SSAR) and the SSAR Support Platform. *The information below analyses livelihood data among those who actually disclosed and reported a specific skill, occupation, income or qualification, and is indicative of livelihood trends among the entire PoR population. However, statistics on the lack of specific skills and occupation include those who did not disclose or report the information, and therefore may not be indicative.*



DEMOGRAPHICS

1.28 million individuals

308,630 families

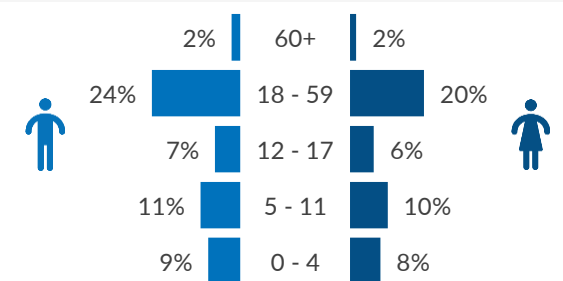
73% are women and children

47% are women and girls

52% are under 18 years old

44% are between 18 to 59 years old

- A total of 308,626 families (or 1,282,963 individuals) were verified or newly registered as PoR cardholders during DRIVE.
- Of the PoR cardholders verified/newly registered, 53% are male and 47% are female.
- Of the PoR cardholders verified or newly registered, 661,965 are children under the age of 18 years old (52%); 569,312 are between the ages of 18 and 59 years old (44%) and 51,686 are above the age of 60 years (4%)



SKILLS

75% did not report any skills

268,380 reported having skills

89% of those reporting skills are men

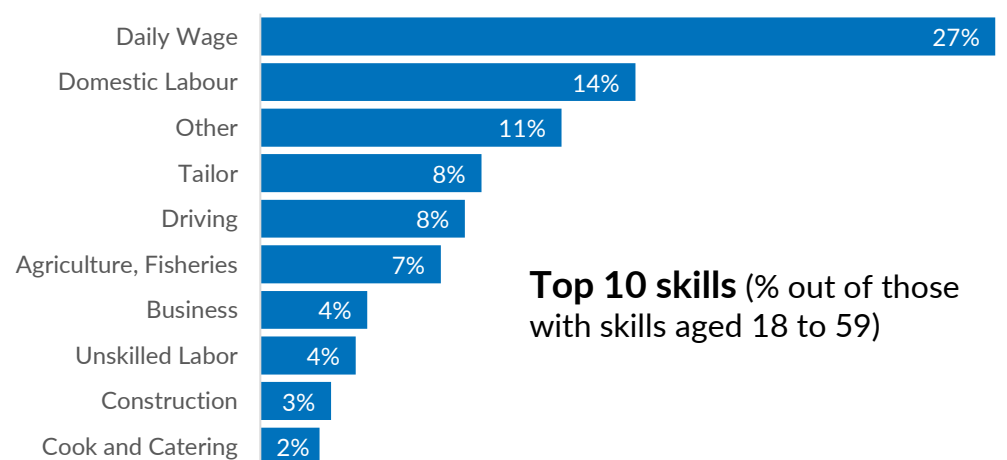
88% of those reporting skills are between 18 to 59 years old

- Total number of individuals who reported having a skill (among those above 5 years old) was only 25% of total PoR verified or newly registered.
- Among those who reported having a skill, 27% reported daily wage labourer skills, 14% reported domestic labour skills, 8% reported tailoring skills and 8% reported driving skills.



When analysing information on women and girls who reported skills, the majority (57%) reported tailoring skills, 10% carpet weaving skills and 10% cook and catering skills.

- The majority of those individuals who reported skills are within the 18 - 59 years age group (88%), however 4% of those with reported skills were between the ages of 12 and 17 years old.



Top 10 skills (% out of those with skills aged 18 to 59)



OCCUPATION AND EMPLOYMENT

48% did not report an occupation

23% have an occupation

20% are students

9% are housewives

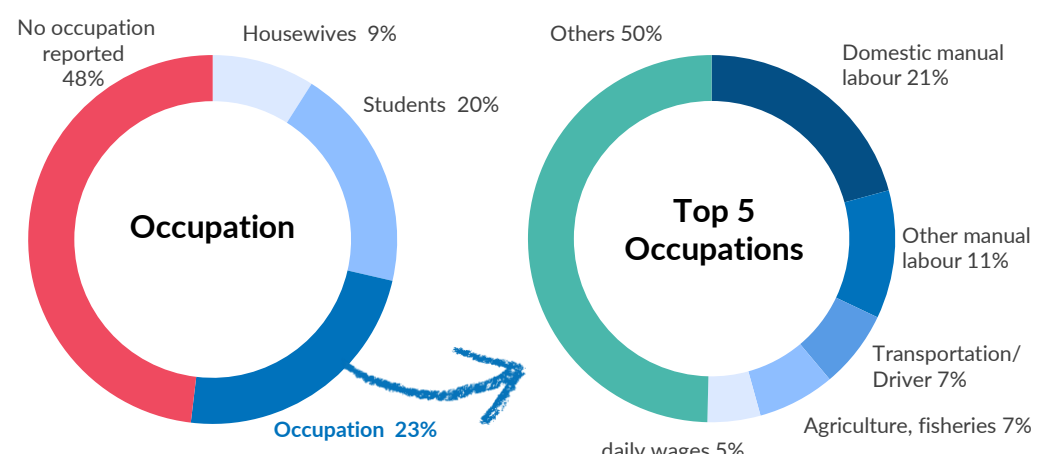
28% of those who reported an occupation are women

- Total number of individuals who declared an occupation (among those above 5 years old) was only 23% of total PoR verified or newly registered.
- Among those who declared an occupation (not including student and housewife), 21% reported domestic manual labour, 11% other manual labour, 7% transportation or driver, 7% agriculture, farming, fisheries or livestock.



When analysing information on women and girls who reported occupation other than housewives and students, the most commonly reported other as an occupation (36%), followed by home-based production (22%) and tailoring (18%) as occupations.

- Although the majority of occupations were recorded by those between the 18 to 59 age range, 5% were between the 12 and 17 age range, and 2% between the 5 and 11 age range.





QUALIFIED PROFESSIONS

6,712 qualified professionals
2,469 are qualified teaching professionals

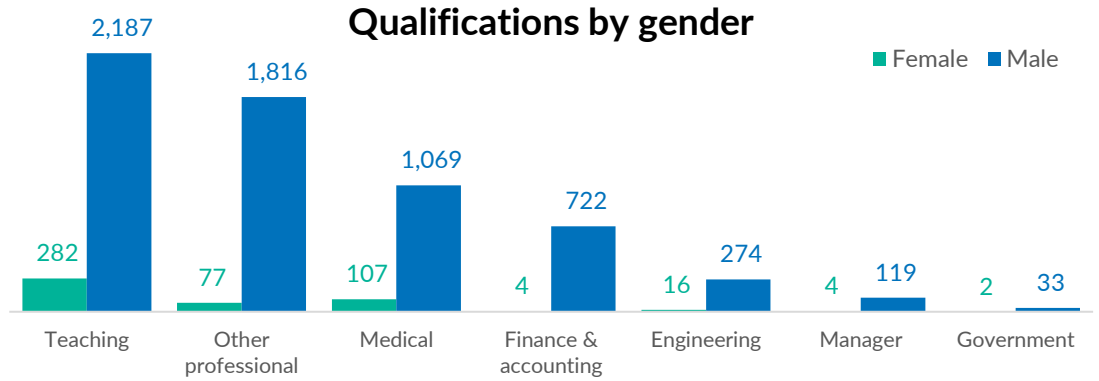
1,179 are qualified medical professionals

13% of the qualified individuals reported Rs 0 income

65% of the qualified individuals reported Rs 15,001 - 80,000 income

- Among the qualified professionals, 2,469 individuals are teaching professionals, 1,176 are medical professionals, 726 are finance and accounting professionals, 290 are engineering professionals, 123 are managers, and 35 are government professionals.

7% of the qualified individuals are women, of which 57% have teaching qualifications.



INCOME

23% of total individuals declared earning an income

17% individuals live in families with no income at all

11% of those who declared receiving an income are women

45% of one-person household declared no income

- A total of 227,792 families declared having at least one person in the household earning an income (74% of total families).
- A total of 1,071,253 individuals were members of families that declared an income (83% of total individuals), but only 297,532 individuals actually earned an income themselves (23% of total individuals). 17% of total individuals live in families that earn no income at all
- Although 75% of households have at least 2 people, and 40% have at least 5 people, there are on average only 1.3 income earners per household (for example, in households with more than 10 people, only 17% of individuals earn an income)
- 80% of the families earn less than the minimum national income in Pakistan (Rs 25,000 per month). The majority of families who declared an income are earning between the 10,001 – 25,000 rupee per month (29% of those who declared an income), followed by the 4,000 – 10,001 rupee range (15% of those who declared an income).
- While larger families appear to have a higher income, when we look at income *per capita*, the bigger the family the smaller the income per household (average income per person for 1 person HH is 10,086 rupees per month, while for household of 10+ is 2,397 rupees per month)

The majority of those who declared receiving income were men (89% of those who declared income), while only 11% were women. Of those women who declared an income, the majority (65%) declared an income range between 1 – 4,000 rupees per month; compared to men (44%) who earn 25,000 – 40,000 rupees per month.

