

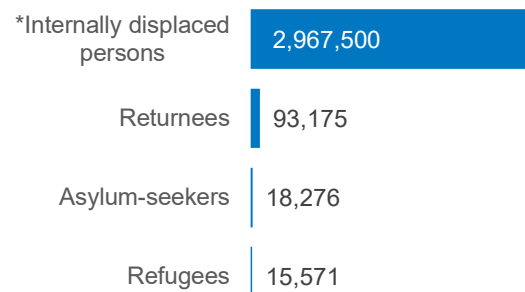
Somalia

1 - 30 September 2022

In September, 172,206 new internal displacements were monitored by the UNHCR-led Protection and Returns Monitoring Network (PRMN). Drivers include drought related (68,717), conflict and insecurity (100,789) and others (2,700).

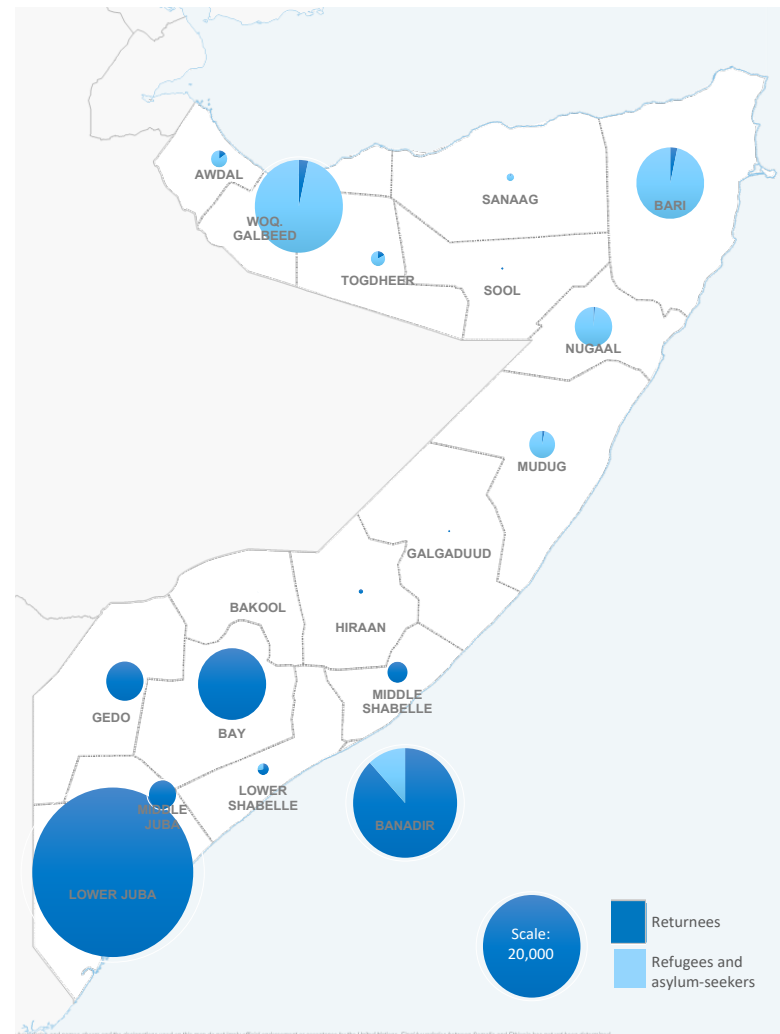
Hiraan (56,208) received the highest number of displaced persons followed by Galgaduud (33,424), while Bay (18,740) and Gedo (16,813) regions also received relatively high numbers.

Population of concern



*Estimated internally displaced persons as of November 2020
(Source: Information Management Working Group)

Returnees, refugee and asylum seekers map



33,847 Refugees & Asylum-Seekers

At the end of August 2022, there were 33,847 refugees and asylum-seekers registered in Somalia, mainly from Ethiopia (17,961 asylum seekers and 4,884 refugees), Yemen (9,538 refugees and asylum seekers) and Syria (1,070 refugees and 103 asylum seekers). The remaining 291 persons of concerns were from other countries.

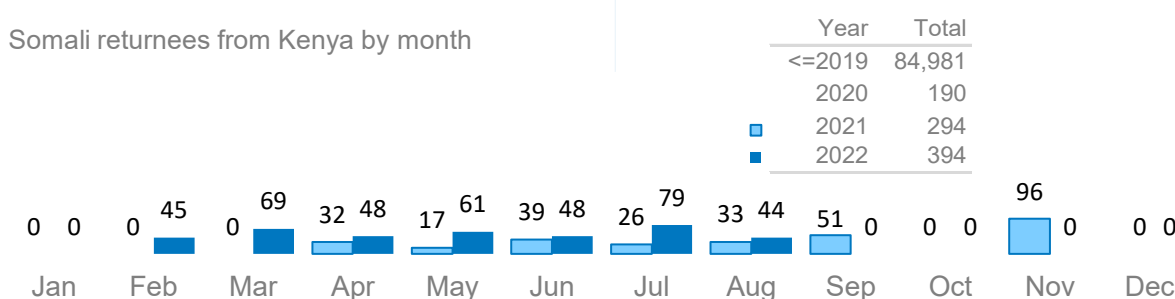
93,175 Refugee Returnees (2014 - 2022)

Since December 2014, 93,175 Somali refugees have voluntarily returned to Somalia with UNHCR assistance from different countries of asylum including Kenya, Yemen, Djibouti, Libya, Sudan and Eritrea. In addition, some 42,977 Somalis were monitored as arriving from Yemen since March 2015.

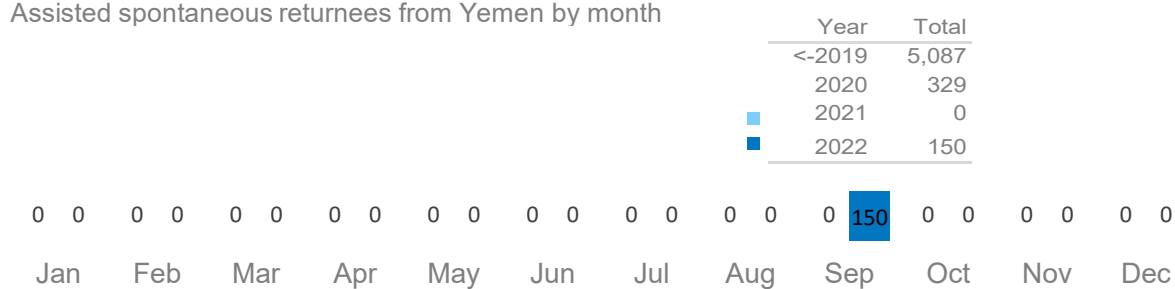
Region	Ethiopia	Yemen	Other
Woq. Galbeed	10,112	4,617	1,041
Bari	7,463	1,812	76
Nugaal	2,669	218	17
Mudug	1,301	33	21
Togdheer	187	133	36
Sanaag	89	20	4
Awdal	293	164	9
Banadir	12	2,444	256
Sool			
Middle Shabelle			
Lower Shabelle		73	
Other	719	24	4
TOTAL	22,845	9,538	1,464

Region	Kenya	Yemen	Other
Lower Juba	54,508	16	128
Banadir	15,847	4,217	909
Bay	9,655	93	22
Gedo	2,922	2	44
Middle Juba	1,539		1
Middle Shabelle	798	41	25
Lower Shabelle	104	92	2
Hiraan	42	7	22
Woq. Galbeed	18	543	344
Galgaduud	15		3
Nugaal	13	29	19
Other	398	526	231
TOTAL	85,859	5,566	1,750

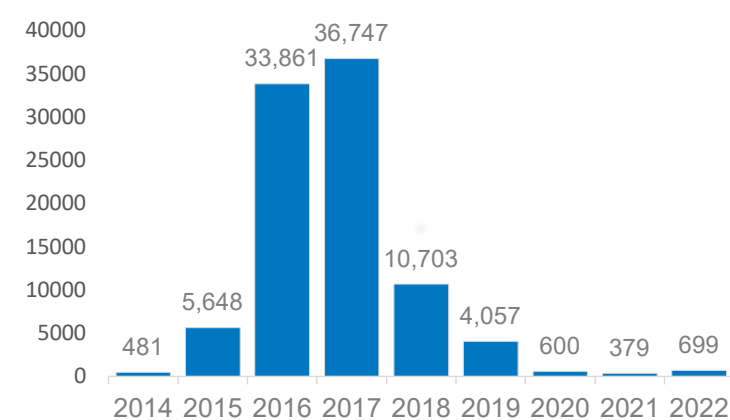
Somali returnees from Kenya by month



Assisted spontaneous returnees from Yemen by month



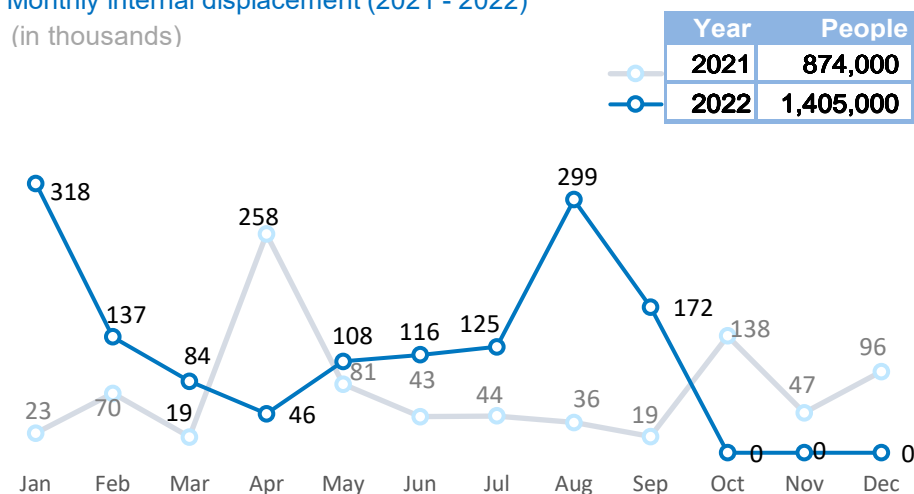
Number of returnees (with assistance from UNHCR) since 2014



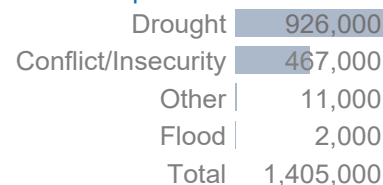
Somalia Internal DISPLACEMENT

Displacements monitored by UNHCR Protection and Return Monitoring Network (PRMN)

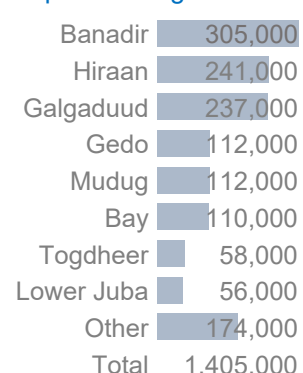
Monthly internal displacement (2021 - 2022) (in thousands)



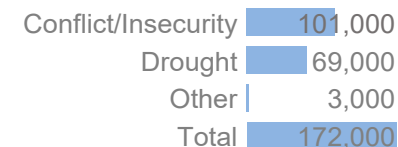
2022 displacement reasons



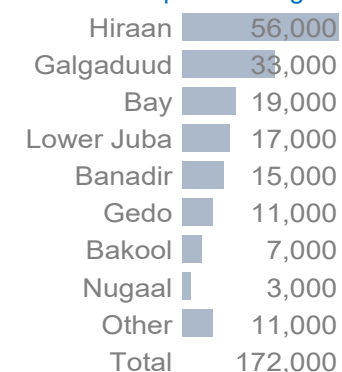
2022 top arrival regions



September 2022 displacement reasons

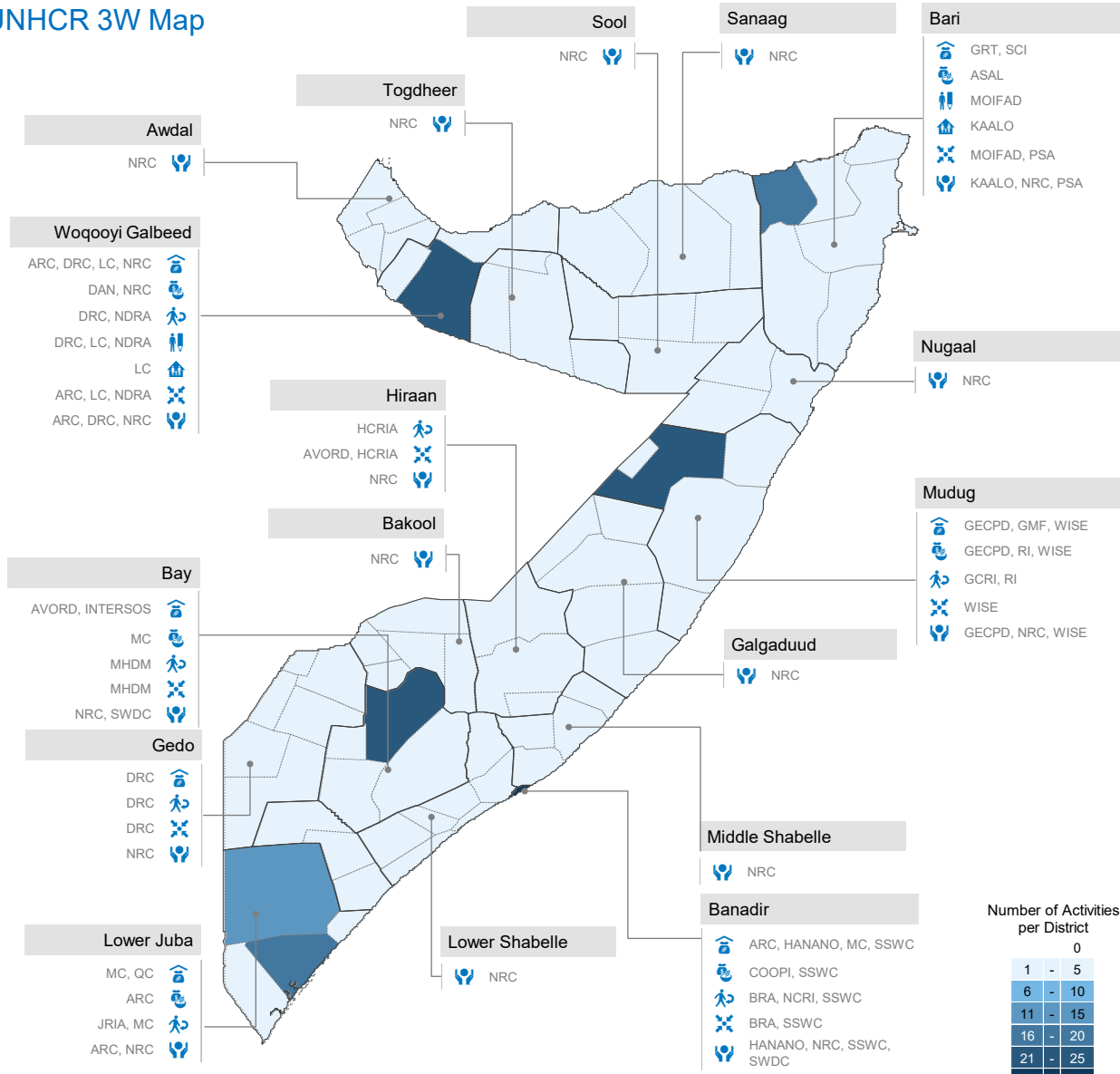


September 2022 top arrival regions



Somalia

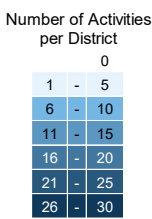
UNHCR 3W Map



Number of activities by region and category

Region	Category 1	Category 2	Category 3	Category 4	Category 5	Category 6	Category 7
Awdal							4
Bakool							5
Banadir	10	3	3			3	9
Bari	6	2	1	4	1	1	8
Bay	8	3	3			1	12
Galgaduud							5
Geddo	2		2			1	6
Hiraan			1			1	3
Middle Juba							3
Lower Juba	11	1	6				19
Mudug	5	3	4	1		1	11
Nugaal							3
Sanaag							4
Middle Shabelle							4
Lower Shabelle							7
Sool							4
Togdheer							4
Woqooyi Galbeed	6	3	5	2	3	1	6

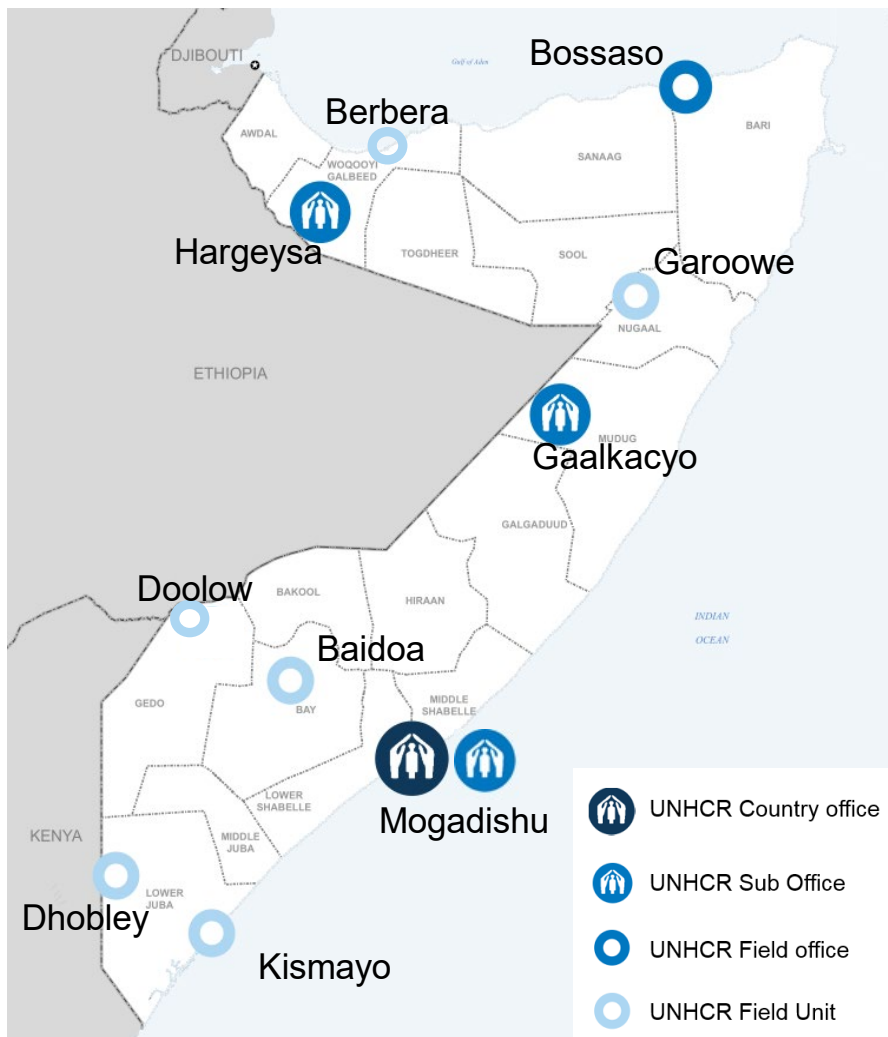
Category	Sub-category
BASIC NEEDS AND ESSENTIAL SERVICES	Water, Transport, Cash Grants, Core Relief Items, Education, Health
LEADERSHIP, COORDINATION AND PARTNERSHIPS	Cluster Coordination - Protection, Shelter, CCCM
FAVOURABLE PROTECTION ENVIRONMENT	Facility Rehabilitation, Equipment, Peaceful Coexistence
FAIR PROTECTION PROCESSES AND DOCUMENTATION	Registration, Profiling, Civil Documentation
DURABLE SOLUTIONS	Return Assistance, Transit Center, Counseling
SECURITY FROM VIOLENCE AND EXPLOITATION	Legal Protection, SGBV Prevention & Response, Material Assistance, PRMN
COMMUNITY EMPOWERMENT, SELF RELIANCE AND SELF MANAGEMENT	Cash Grants, Employment, Business, Vocational Training
LOGISTICS AND OPERATIONS SUPPORT	PDM, Warehouse Management, Transport



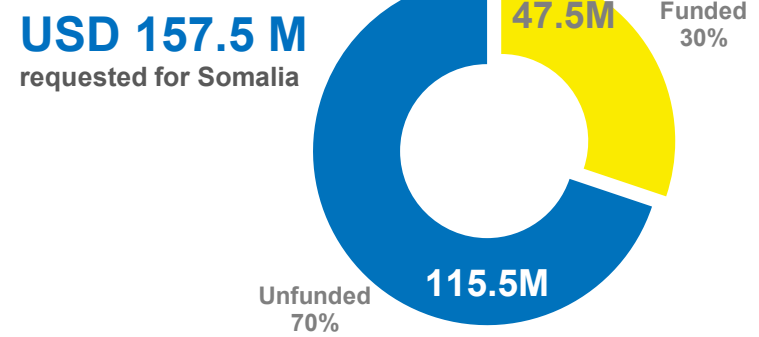
UNHCR Presence

Staff
117 National Staff
46 International Staff
32 Affiliate Workforce

Offices
1 Country Office in Mogadishu
3 Sub-Offices in Gaalkacyo, Hargeysa and Mogadishu
1 Field Office in Bossaso
6 Field Units in Baidoa, Dhobley, Garoowe, Kismayo, Berbera and Doolow
1 Support Office in Nairobi



Funding (as of 29 September 2022)



UNEARMARKED CONTRIBUTIONS | USD

Sweden 99.3 million | Norway 72.5 million | Netherlands 37.2 million | Denmark 35.6 million | Germany 27 million | France 18.5 million | Switzerland 18.4 million | Private donors Spain 45 million | United Kingdom 40.1 million | Belgium 11.9 million | Ireland 11.8 million | Japan 31.7 million | Republic of Korea 22.6 million | Canada 10.5 million | Italy 10 million

Algeria | Armenia | Azerbaijan | Bulgaria | Canada | Costa Rica | Estonia | Finland | Iceland | Kuwait | Liechtenstein | Lithuania | Luxembourg | Monaco | Montenegro | Peru | Philippines | Qatar |

Contact

Magatte Guisse, Representative, Somalia
guisse@unhcr.org, Cell: +252 611 634 665

Links

[Somalia: Global Focus](#) - [Somalia: Information sharing portal](#) - [UNHCR Somalia](#) - [@UNHCRSom](#) - [Facebook: UNHCR Somalia](#) - [Somalia internal displacement](#)

UNHCR is grateful for the generous contributions of donors who have directly contributed to the UNHCR Somalia operation in 2022

