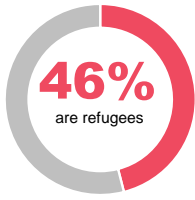


33,847

Total refugees and asylum seekers in Somalia

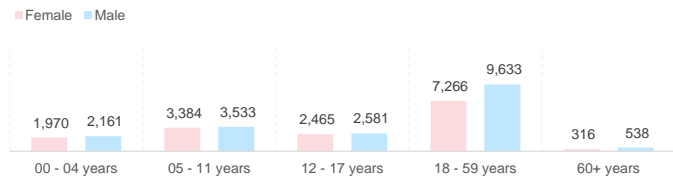


Total refugees **15,571**
Total asylum seekers **18,276**

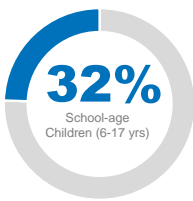
As of 30 September 2022, Somalia is hosting 33,847 refugees and asylum-seekers, among which 70% are women and children. The majority of refugees and asylum-seekers 67% are from Ethiopia, followed by Yemen 28%, Syria 3% and other countries 1%.

74% refugees and asylum-seekers reside in urban or peri-urban settings across Woqooyi Galbeed and Bari regions, in the northern part of the country.

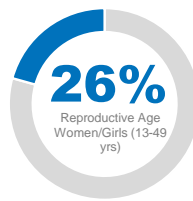
Age and gender



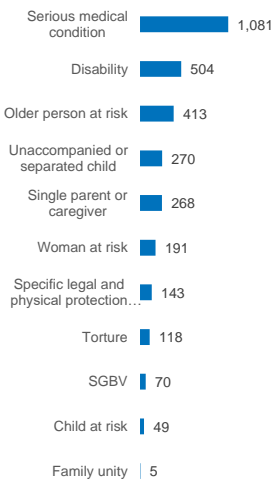
School-age Children



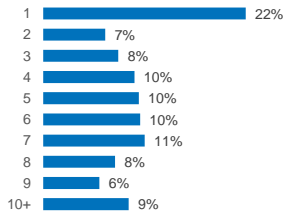
Reproductive Age Women/Girls



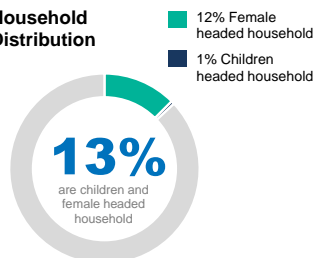
Specific Needs



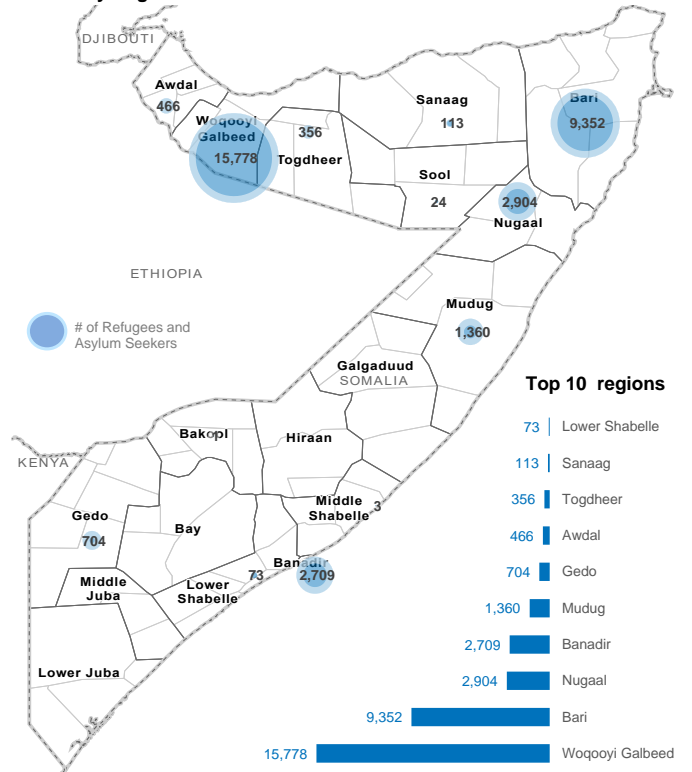
Family Size



Household Distribution



Current Location by Region

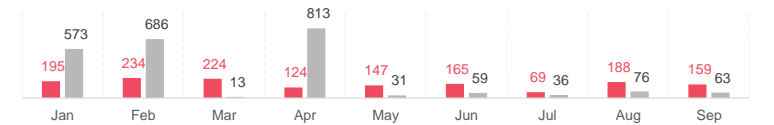


Top 10 regions

- 73 | Lower Shabelle
- 113 | Sanaag
- 356 | Togdheer
- 466 | Awdal
- 704 | Gedo
- 1,360 | Mudug
- 2,709 | Banadir
- 2,904 | Nugaal
- 9,352 | Bari
- 15,778 | Woqooyi Galbeed

The boundaries and names shown and the designations used on this map do not imply social endorsement or acceptance by the United Nations

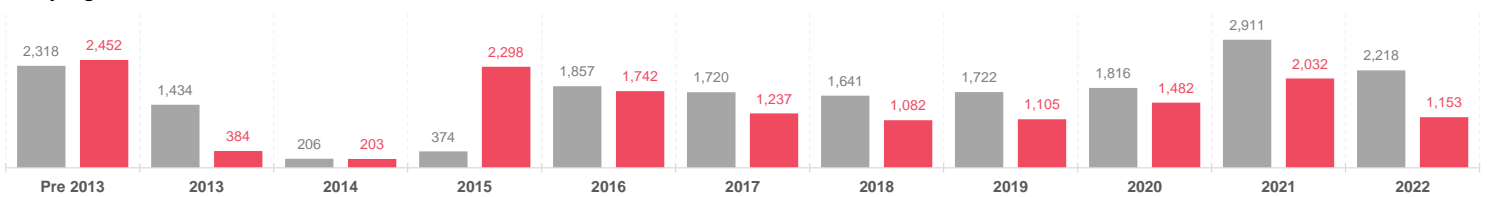
Monthly registration trend



Country of Origin by region

Region	Ethiopia	Yemen	Syria	Tanzania	Other	Total
Awdal	293	164	9	-	-	466
Bakool	1	-	-	-	-	1
Banadir	12	112	2,441	143	1	2,709
Bari	7,454	69	1,812	-	7	9,352
Galgaduud	-	-	1	-	-	1
Gedo	704	-	-	-	-	704
Lower Shabelle	-	-	73	-	-	73
Middle Juba	-	-	3	-	-	3
Middle Shabelle	-	-	3	-	-	3
Mudug	1,303	22	33	-	2	1,360
Nugaal	2,669	17	218	-	-	2,904
Sanaag	89	4	20	-	-	113
Sool	11	-	13	-	-	24
Togdheer	187	36	133	-	-	356
Woqooyi Galbeed	10,112	904	4,624	-	138	15,778
Grand Total	22,845	9,538	1,173	143	148	33,847

Yearly registration trend



UNHCR is grateful for the generous contributions of donors who have directly contributed to the UNHCR Somalia operation in 2022

