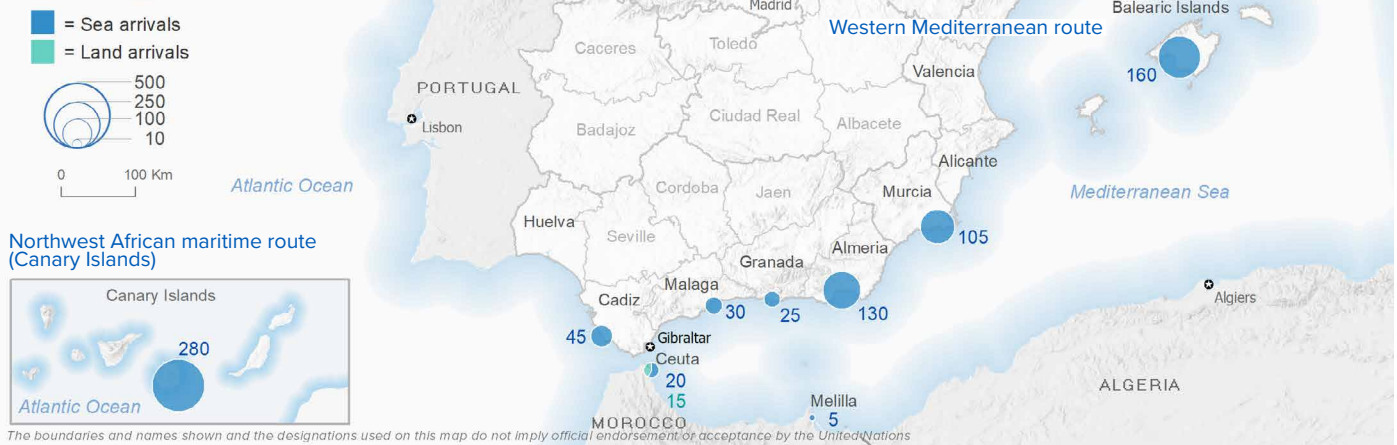


SPAIN Weekly snapshot - Week 40 (3 - 9 Oct 2022)

The charts below are based on figures from the Ministry of Interior and UNHCR estimates. All figures are provisional and subject to change

Refugees & migrants: sea and land arrivals in week 40¹



Arrivals in Spain

24,511
 Arrivals as of 9 Oct 2022²
 -20% Dif. 2021

22,819
 Sea Arrivals²
 Dif. 2021: -23%

1,692
 Land Arrivals²
 Dif. 2021: +61%

816
 Arrivals Week 40¹
 Dif. last week: +236%
 Dif. 2021: -37%

Western Mediterranean

11,652
 Arrivals as of 9 Oct 2022²
 -29% Dif. 2021

9,960
 Sea Arrivals²
 Dif. 2021: -35%

1,692
 Land Arrivals²
 Dif. 2021: +61%

538
 Arrivals Week 40¹
 Dif. last week: +828%
 Dif. 2021: +14%

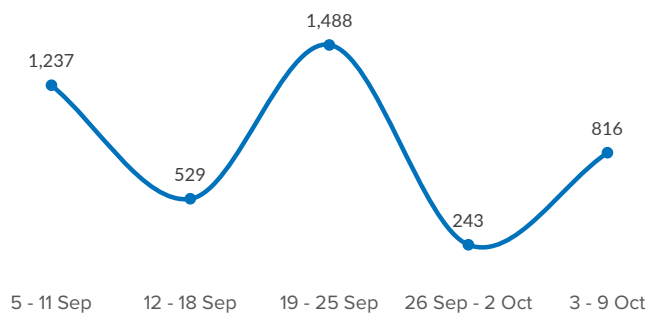
Northwest African maritime (Canary Islands)

12,859
 Arrivals as of 9 Oct 2022²
 -10% Dif. 2021

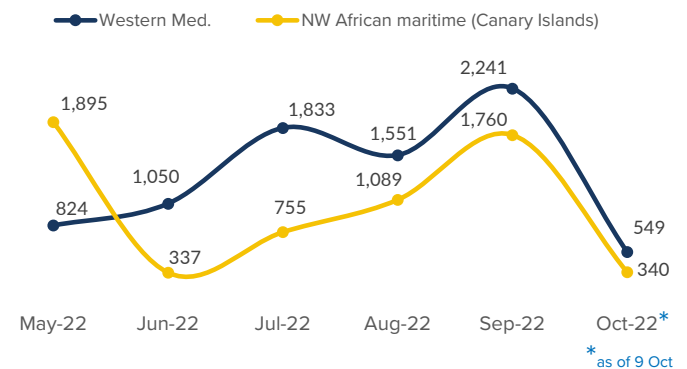
12,859
 Sea Arrivals²
 Dif. 2021: -10%

278
 Arrivals Week 40¹
 Dif. last week: +50%
 Dif. 2021: -66%

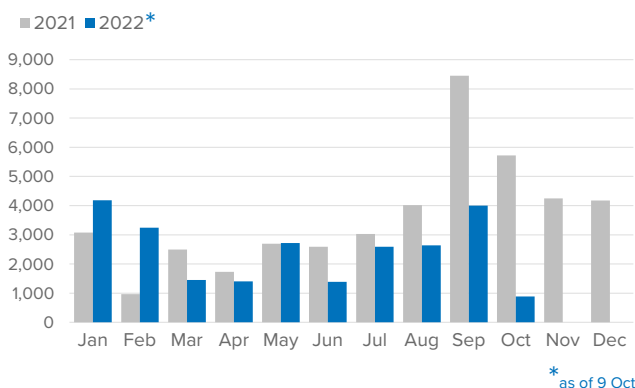
Arrivals in Spain during the last five weeks¹



Arrivals in Spain by route during the last six months²



Arrivals in Spain per month²



Arrivals in Spain per year²

