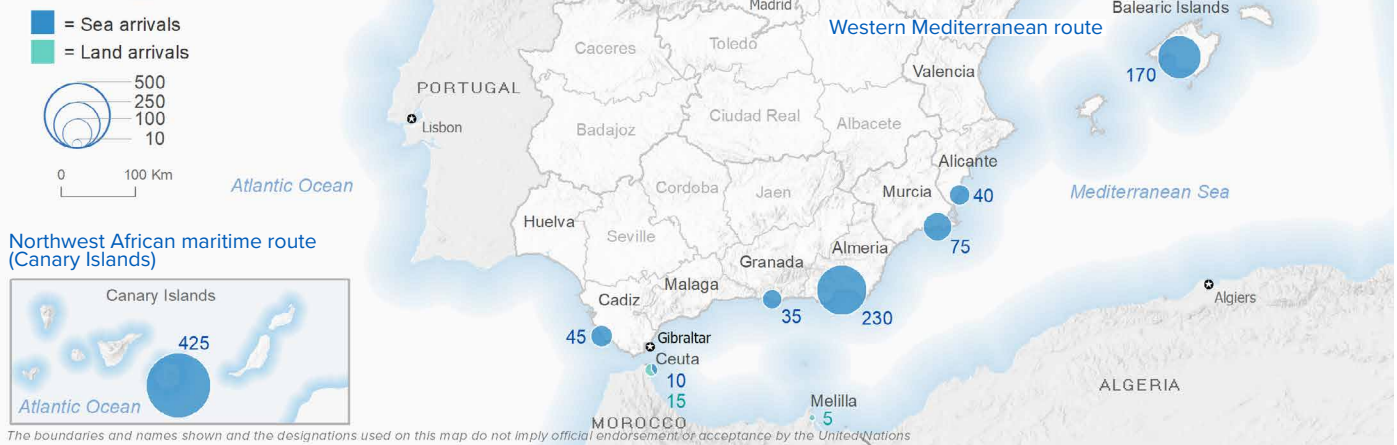


SPAIN Weekly snapshot - Week 41 (10 - 16 Oct 2022)

The charts below are based on figures from the Ministry of Interior and UNHCR estimates. All figures are provisional and subject to change

Refugees & migrants: sea and land arrivals in week 41¹



Arrivals in Spain

25,994
 Arrivals as of 16 Oct 2022²
 -19% Dif. 2021

24,280
 Sea Arrivals²
 Dif. 2021: -22%

1,714
 Land Arrivals²
 Dif. 2021: +62%

1,050
 Arrivals Week 41¹
 Dif. last week: +29%
 Dif. 2021: -19%

Western Mediterranean

12,609
 Arrivals as of 16 Oct 2022²
 -25% Dif. 2021

10,895
 Sea Arrivals²
 Dif. 2021: -31%

1,714
 Land Arrivals²
 Dif. 2021: +62%

626
 Arrivals Week 41¹
 Dif. last week: +16%
 Dif. 2021: +32%

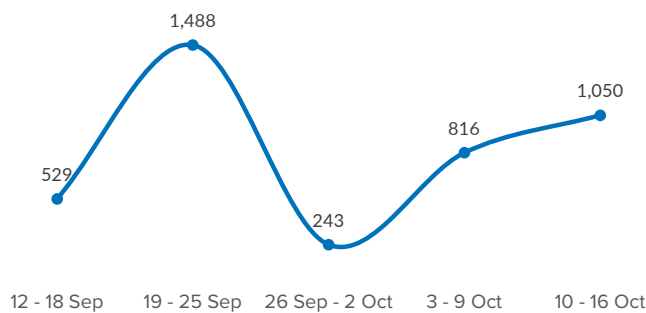
Northwest African maritime (Canary Islands)

13,385
 Arrivals as of 16 Oct 2022²
 -12% Dif. 2021

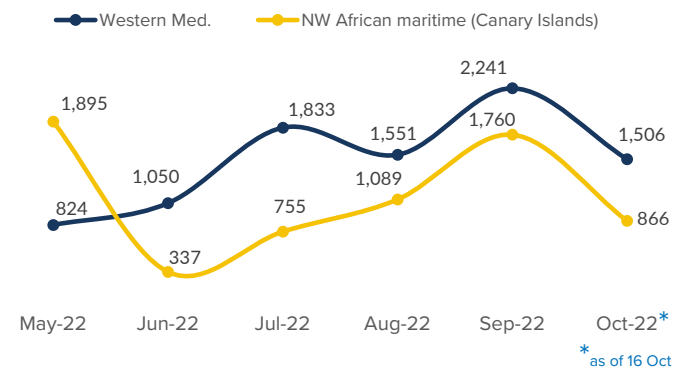
13,385
 Sea Arrivals²
 Dif. 2021: -12%

424
 Arrivals Week 41¹
 Dif. last week: +53%
 Dif. 2021: -48%

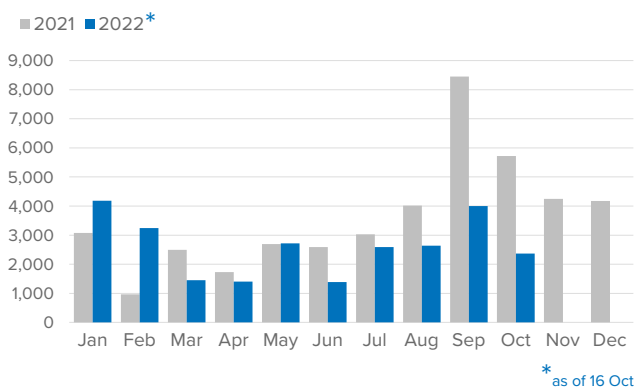
Arrivals in Spain during the last five weeks¹



Arrivals in Spain by route during the last six months²



Arrivals in Spain per month²



Arrivals in Spain per year²

