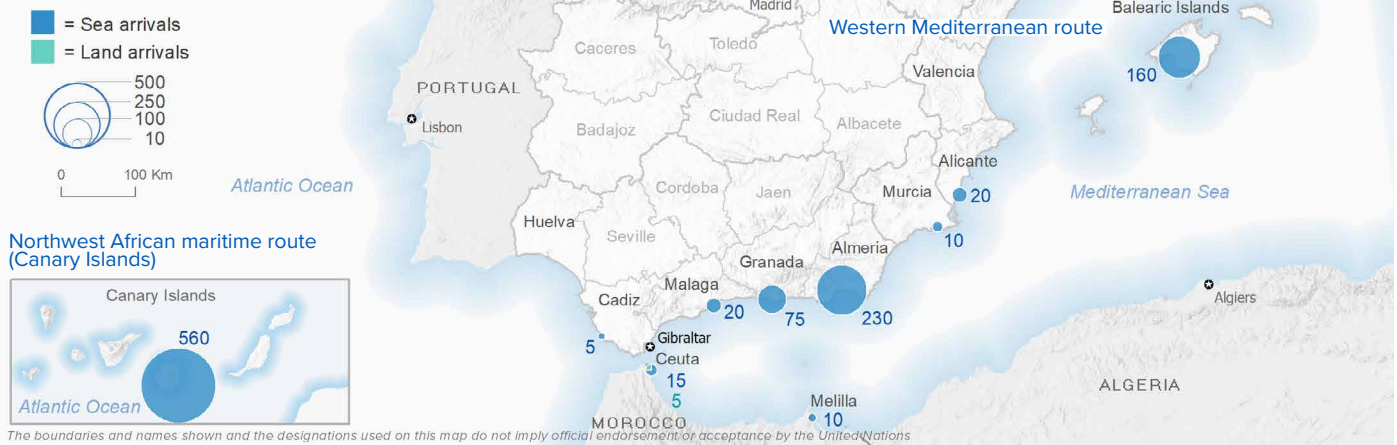


# SPAIN Weekly snapshot - Week 42 (17 - 23 Oct 2022)

The charts below are based on figures from the Ministry of Interior and UNHCR estimates. All figures are provisional and subject to change

## Refugees & migrants: sea and land arrivals in week 42<sup>1</sup>



### Arrivals in Spain

**27,109**  
 Arrivals as of 23 Oct 2022<sup>2</sup>  
 -19% Dif. 2021

**25,389**  
 Sea Arrivals<sup>2</sup>  
 Dif. 2021: -21%

**1,720**  
 Land Arrivals<sup>2</sup>  
 Dif. 2021: +62%

**1,115**  
 Arrivals Week 42<sup>1</sup>  
 Dif. last week: +6%  
 Dif. 2021: -14%

### Western Mediterranean

**13,164**  
 Arrivals as of 23 Oct 2022<sup>2</sup>  
 -24% Dif. 2021

**11,444**  
 Sea Arrivals<sup>2</sup>  
 Dif. 2021: -30%

**1,720**  
 Land Arrivals<sup>2</sup>  
 Dif. 2021: +62%

**555**  
 Arrivals Week 42<sup>1</sup>  
 Dif. last week: -11%  
 Dif. 2021: +17%

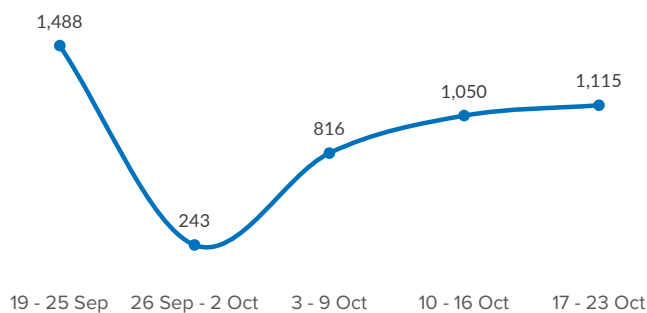
### Northwest African maritime (Canary Islands)

**13,945**  
 Arrivals as of 23 Oct 2022<sup>2</sup>  
 -13% Dif. 2021

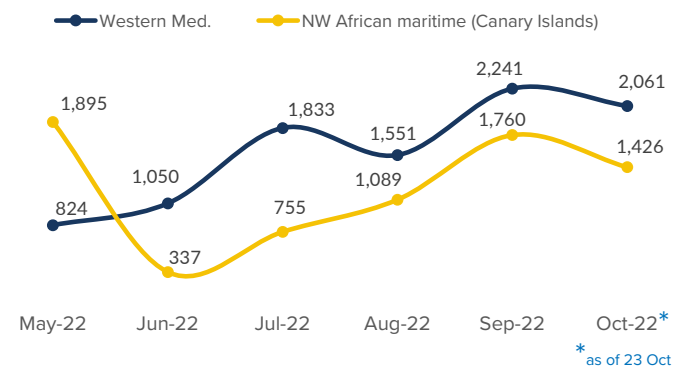
**13,945**  
 Sea Arrivals<sup>2</sup>  
 Dif. 2021: -13%

**560**  
 Arrivals Week 42<sup>1</sup>  
 Dif. last week: +32%  
 Dif. 2021: -32%

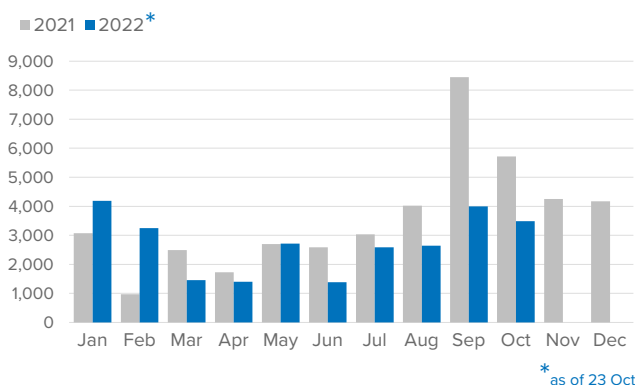
## Arrivals in Spain during the last five weeks<sup>1</sup>



## Arrivals in Spain by route during the last six months<sup>2</sup>



## Arrivals in Spain per month<sup>2</sup>



## Arrivals in Spain per year<sup>2</sup>

