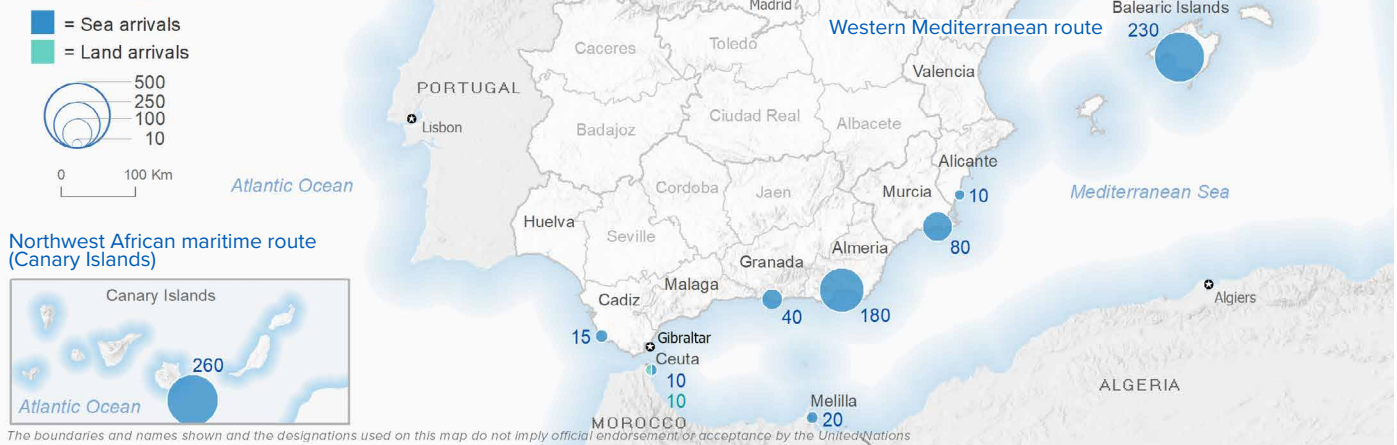


# SPAIN Weekly snapshot - Week 43 (24 - 30 Oct 2022)

The charts below are based on figures from the Ministry of Interior and UNHCR estimates. All figures are provisional and subject to change

## Refugees & migrants: sea and land arrivals in week 43<sup>1</sup>



### Arrivals in Spain

**27,970**  
 Arrivals as of 30 Oct 2022<sup>2</sup>

**-19%**  
 Dif. 2021

**26,238**  
 Sea Arrivals<sup>2</sup>  
 Dif. 2021: -22%

**1,732**  
 Land Arrivals<sup>2</sup>  
 Dif. 2021: +62%

**861**  
 Arrivals Week 43<sup>1</sup>  
 Dif. last week: -23%  
 Dif. 2021: -33%

### Western Mediterranean

**13,764**  
 Arrivals as of 30 Oct 2022<sup>2</sup>

**-23%**  
 Dif. 2021

**12,032**  
 Sea Arrivals<sup>2</sup>  
 Dif. 2021: -28%

**1,732**  
 Land Arrivals<sup>2</sup>  
 Dif. 2021: +62%

**600**  
 Arrivals Week 43<sup>1</sup>  
 Dif. last week: +8%  
 Dif. 2021: +27%

### Northwest African maritime (Canary Islands)

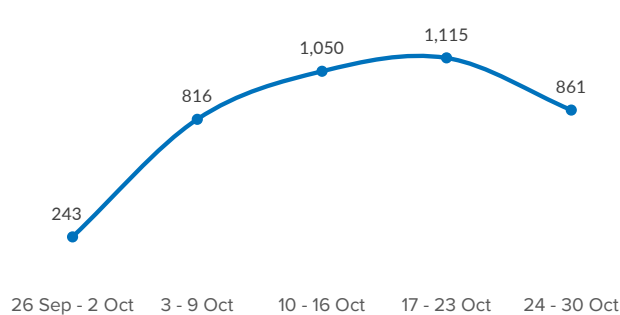
**14,206**  
 Arrivals as of 30 Oct 2022<sup>2</sup>

**-15%**  
 Dif. 2021

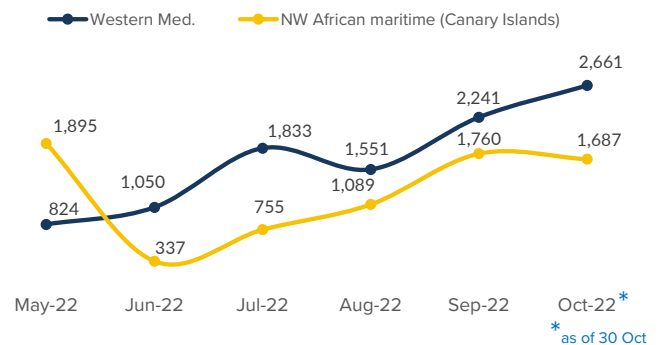
**14,206**  
 Sea Arrivals<sup>2</sup>  
 Dif. 2021: -15%

**261**  
 Arrivals Week 43<sup>1</sup>  
 Dif. last week: -53%  
 Dif. 2021: -68%

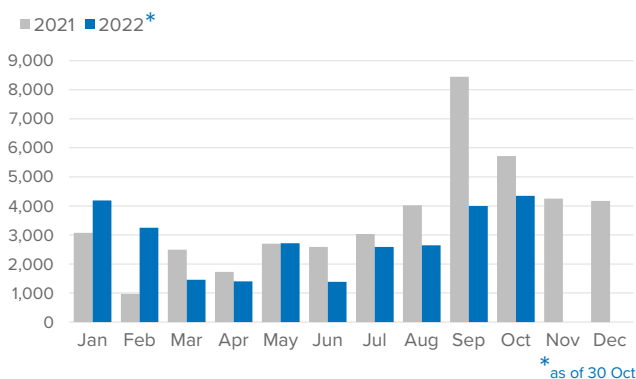
### Arrivals in Spain during the last five weeks<sup>1</sup>



### Arrivals in Spain by route during the last six months<sup>2</sup>



### Arrivals in Spain per month<sup>2</sup>



### Arrivals in Spain per year<sup>2</sup>

