

SPAIN ASYLUM APPLICATIONS

1 Jan - 30 Sep 2022



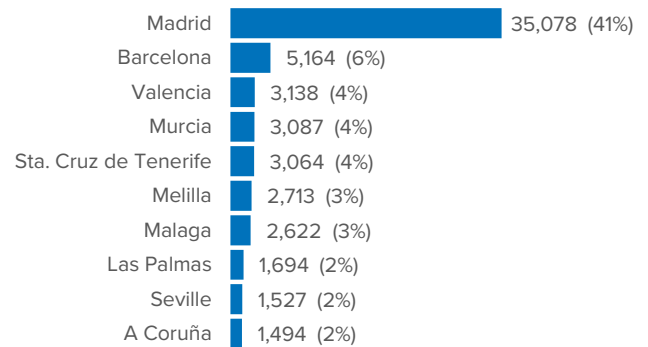
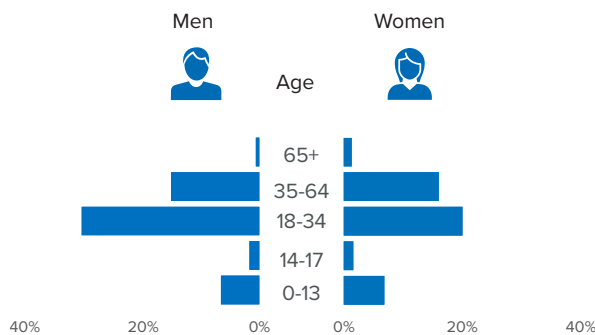
86,829 New asylum app. until 30 Sep 2022 ↑106% Dif. 2021

16% Recognition rate ↓37% Protection rate¹

131,290 Total Pending app.² ↑31% Dif. 2021

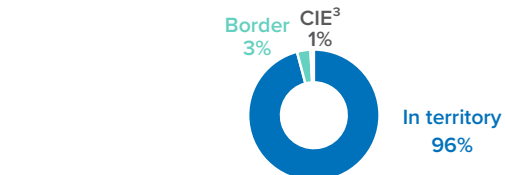
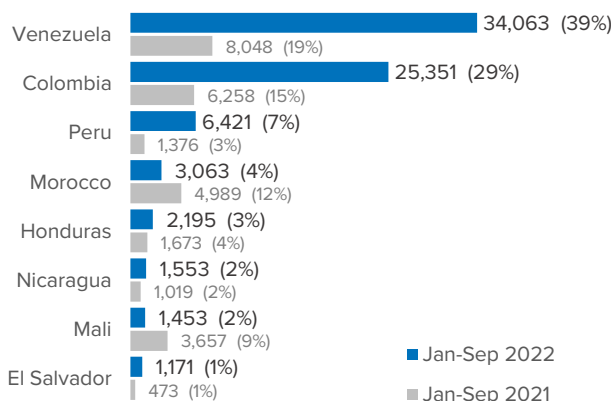
Number of asylum applications by gender/age²

Main provinces of asylum applications

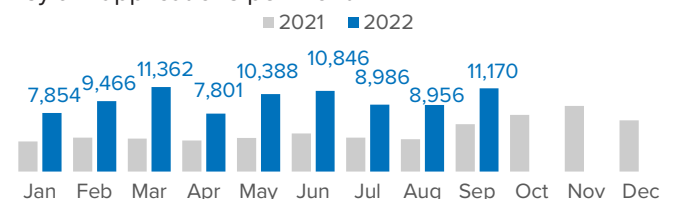


Most common nationalities of asylum applicants

Asylum applications by place of submission



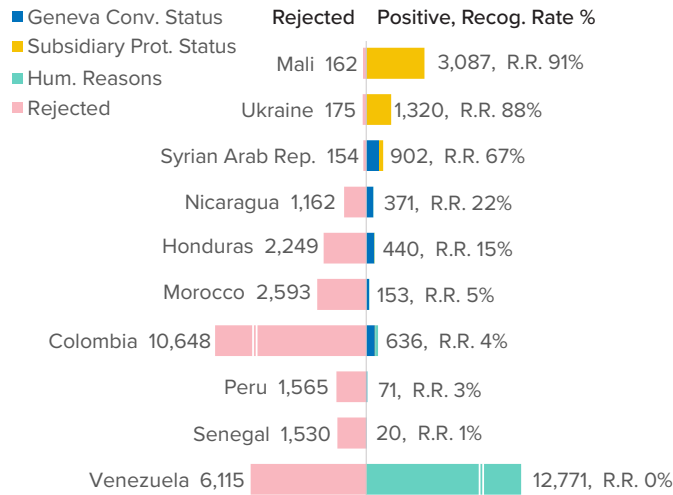
Asylum applications per month



Source: Unless otherwise indicated, provisional figures published by the Asylum and Refugee Office, Ministry of Interior, Spain.

¹Protection rate: includes refugee status, subsidiary protection, and persons granted authorization to stay for humanitarian reasons.

²Eurostat as of Sep 2022 ³CIE: Detention centre for foreigners (In Spanish: *Centro de Internamiento de Extranjeros*, CIE)

Eligibility Commission proposals⁴: 55,345


SPAIN TEMPORARY PROTECTION

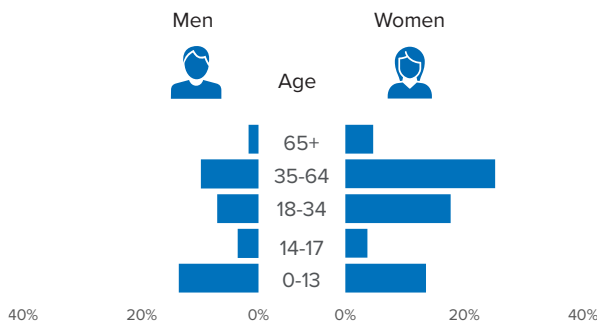
11 Mar - 30 Sep 2022

145,838

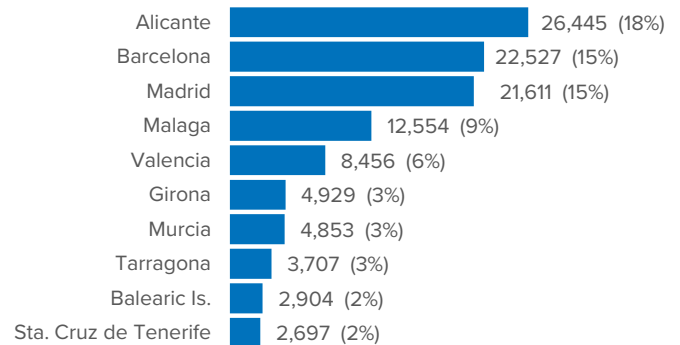
 Temporary Protection app.⁵

 98% Ukrainians
 2% Third country nationals

Number of temporary protection applications by gender/age



Main provinces of temporary protection applications


⁴Decisions by the Interministerial Eligibility Commission recommended to the Minister of Interior.

⁵Source: Ministry of Interior