Registered People of Concern Refugees and Asylum Seekers in Jordan - All

Updated date: 12/1/2022

Active Registered People Of Concern **752,753**

	618,496	82.1%
	134564	17.9%
	37,196	4.9%
	365,915	48.6%
	349,642	46.4%

Age and Gender

Gender	0-4	5-11	12-17	18-35	36-59	60+
Male	45,867	75,830	57,478	112,005	72,665	16,165
Female	44,387	71,550	54,530	106,194	75,051	21,031
Total	**90,254**	**147,380**	**112,008**	**218,199**	**147,716**	**37,196**
	12.0%	19.6%	14.9%	29.0%	19.6%	4.9%

Biometric Statistics

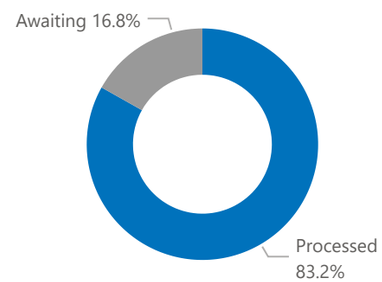

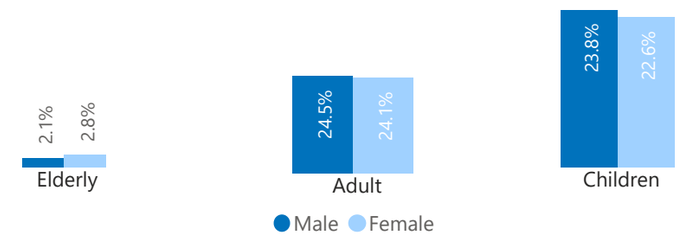

Origin Country

SOM	609	0.1%
other	1,327	0.2%
SUD	5,405	0.7%
YEM	12,896	1.7%
IRQ	63,033	8.4%
SYR	669,483	88.9%

Specific Needs

Serious medical condition	98,472	13.1%
Specific legal and physical protection needs	32,321	4.3%
Child at risk	30,498	4.1%
Single parent	17,229	2.3%
Woman at risk	13,725	1.8%
Older person at risk	7,309	1.0%
Unaccompanied or separated child	2,105	0.3%

** Specific need Disability is under validation*

** An individual can have more than one specific need*

Individuals with Specific Needs	172,956	23.0%

Year of Arrival

Pre 2011	23,162	4.0%
2011	22,163	3.8%
2012	140,363	24.0%
2013	242,914	41.5%
2014	74,197	12.7%
2015	24,147	4.1%
2016	33,132	5.7%
2017	10,197	1.7%
2018	9,660	1.6%
2019	2,722	0.5%
2020	2,241	0.4%
2021	628	0.1%
2022	167	0.0%

** The new arrivals excludes newborn babies who are represented under the registration trend.*

Registration Trend

Pre - 2011	142,896	10.3%
2011	10,988	0.8%
2012	134,856	9.7%
2013	675,321	48.5%
2014	145,770	10.5%
2015	55,247	4.0%
2016	67,720	4.9%
2017	41,334	3.0%
2018	38,811	2.8%
2019	23,923	1.7%
2020	13,828	1.0%
2021	24,381	1.8%
2022	16,913	1.2%

Registration Trend Quarterly

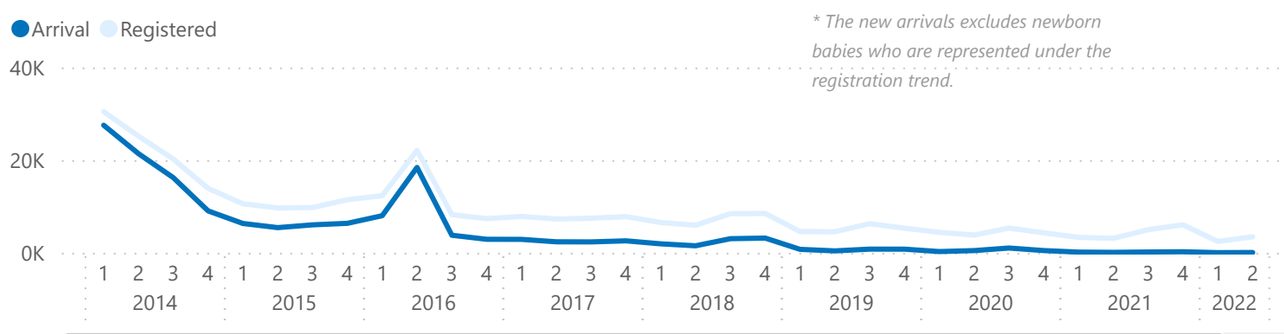

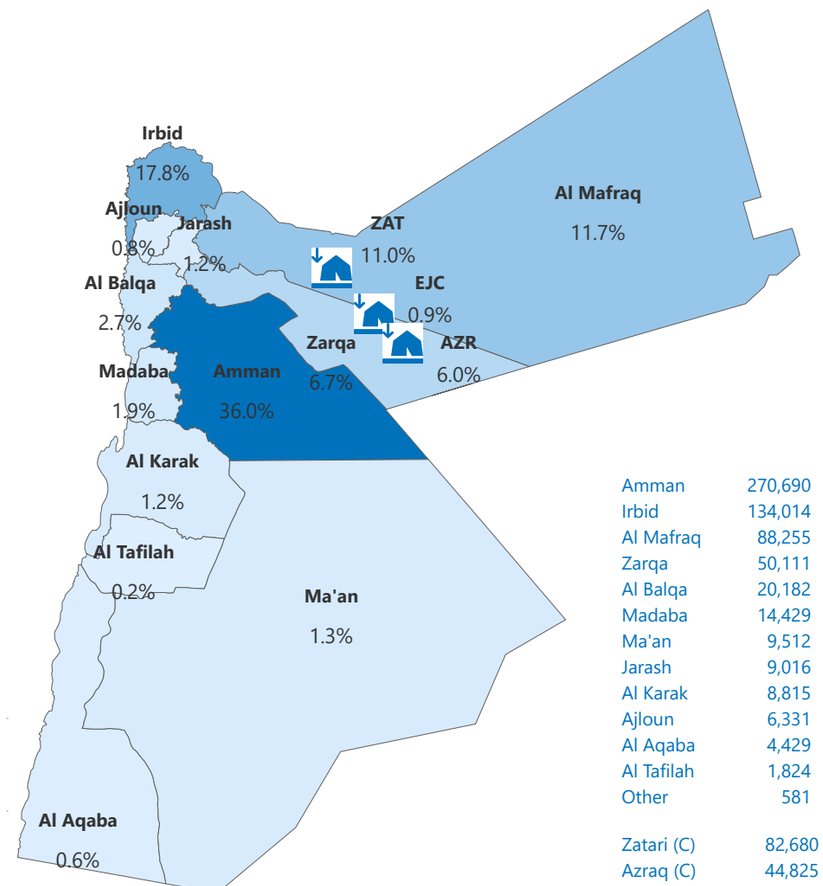

Amman	270,690
Irbid	134,014
Al Mafraq	88,255
Zarqa	50,111
Al Balqa	20,182
Madaba	14,429
Ma'an	9,512
Jarash	9,016
Al Karak	8,815
Ajloun	6,331
Al Aqaba	4,429
Al Tafilah	1,824
Other	581
Zatari (C)	82,680
Azraq (C)	44,825
EJ (C)	6,752
Garden Camp	307

Analyzed by Data Analysis Group | Jordan
Feedback: Asghar@unhcr.org

Registered People of Concern Refugees and Asylum Seekers in Jordan - SYR

Updated date: 12/1/2022

Active Registered People Of Concern **669,483**

	535,229	79.9%
	134561	20.1%
	27,847	4.2%
	314,152	46.9%
	327,484	48.9%

Age and Gender

Gender	0-4	5-11	12-17	18-35	36-59	60+
Male	44,156	70,999	52,511	95,750	58,589	11,560
Female	42,783	67,052	49,983	95,099	64,714	16,287
Total	**86,939**	**138,051**	**102,494**	**190,849**	**123,303**	**27,847**
	13.0%	20.6%	15.3%	28.5%	18.4%	4.2%

Biometric Statistics

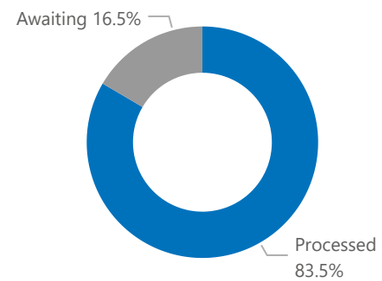

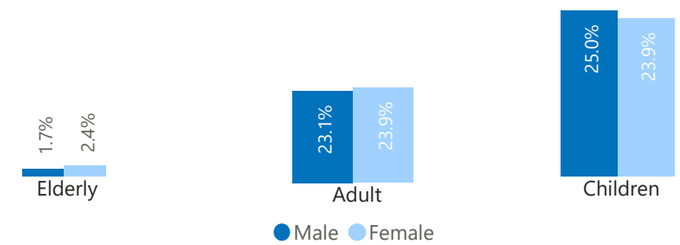

Origin Country

SYR	669,483	100.0%

Specific Needs

Serious medical condition	83,519	12.5%
Specific legal and physical protection needs	29,068	4.3%
Child at risk	28,383	4.2%
Single parent	15,774	2.4%
Woman at risk	11,195	1.7%
Older person at risk	6,244	0.9%
Unaccompanied or separated child	1,995	0.3%

** Specific need Disability is under validation*

** An individual can have more than one specific need*

Individuals with Specific Needs	151,846	22.7%

Year of Arrival

Pre 2011	9,975	2.0%
2011	19,960	3.9%
2012	137,403	27.0%
2013	236,454	46.4%
2014	57,078	11.2%
2015	13,515	2.7%
2016	23,845	4.7%
2017	2,997	0.6%
2018	2,647	0.5%
2019	2,485	0.5%
2020	2,129	0.4%
2021	596	0.1%
2022	165	0.0%

** The new arrivals excludes newborn babies who are represented under the registration trend.*

Registration Trend

Pre - 2011	1,425	0.1%
2011	2,361	0.2%
2012	130,048	11.3%
2013	667,376	58.1%
2014	121,352	10.6%
2015	41,015	3.6%
2016	53,604	4.7%
2017	28,673	2.5%
2018	27,528	2.4%
2019	22,280	1.9%
2020	13,269	1.2%
2021	23,135	2.0%
2022	16,099	1.4%

Registration Trend Quarterly

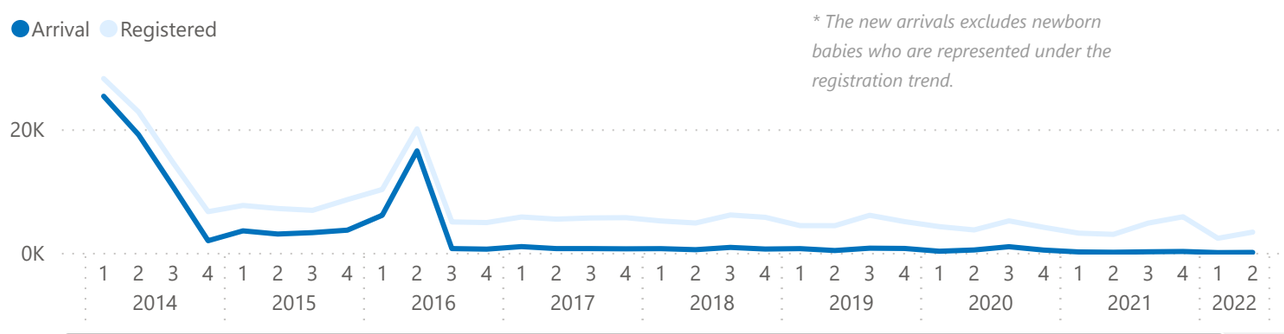

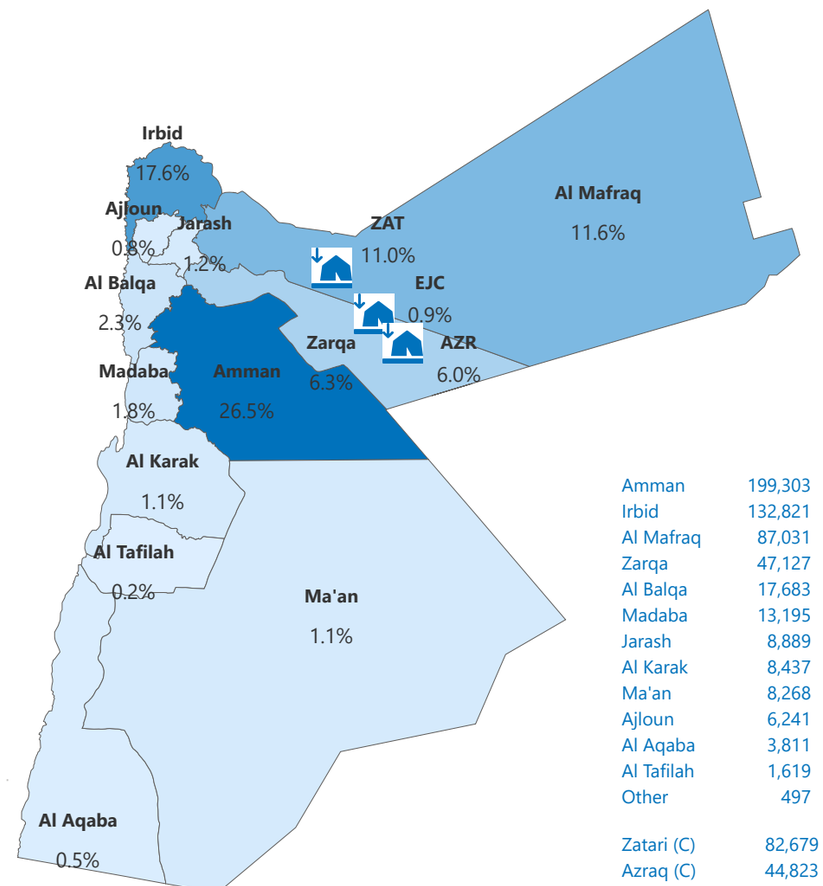

Amman	199,303
Irbid	132,821
Al Mafraq	87,031
Zarqa	47,127
Al Balqa	17,683
Madaba	13,195
Jarash	8,889
Al Karak	8,437
Ma'an	8,268
Ajloun	6,241
Al Aqaba	3,811
Al Tafilah	1,619
Other	497
Zatari (C)	82,679
Azraq (C)	44,823
EJ (C)	6,752
Garden Camp	307

Analyzed by Data Analysis Group | Jordan
Feedback: Asghar@unhcr.org

Registered People of Concern Refugees and Asylum Seekers in Jordan - IRQ

UNHCR The UN Refugee Agency

Updated date: 12/1/2022

Active Registered People Of Concern **63,033**

	63,031	100.0%
	2	0.0%
	8,296	13.2%
	38,023	60.3%
	16,714	26.5%

Age and Gender

Gender	0-4	5-11	12-17	18-35	36-59	60+
Male	587	3,860	4,292	10,386	9,639	3,822
Female	529	3,542	3,904	9,021	8,977	4,474
Total	**1,116**	**7,402**	**8,196**	**19,407**	**18,616**	**8,296**
	1.8%	11.7%	13.0%	30.8%	29.5%	13.2%

Biometric Statistics

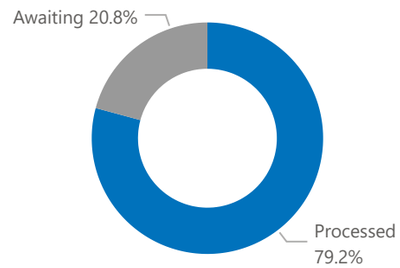

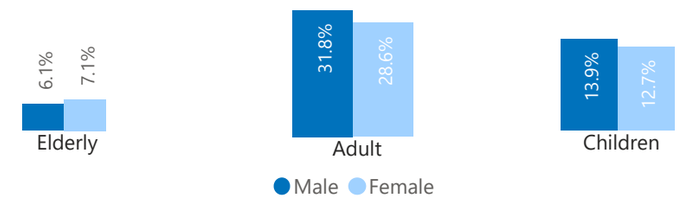

Origin Country

IRQ	63,033	100.0%

Specific Needs

Serious medical condition	11,046	17.5%
Woman at risk	1,991	3.2%
Specific legal and physical protection needs	1,912	3.0%
Child at risk	1,840	2.9%
Single parent	1,162	1.8%
Older person at risk	942	1.5%
Unaccompanied or separated child	77	0.1%

** Specific need Disability is under validation*

** An individual can have more than one specific need*

Individuals with Specific Needs	15,547	24.7%

Year of Arrival

Pre 2011	11,774	19.9%
2011	1,720	2.9%
2012	2,093	3.5%
2013	4,477	7.6%
2014	15,512	26.3%
2015	7,465	12.6%
2016	8,026	13.6%
2017	5,411	9.2%
2018	2,425	4.1%
2019	90	0.2%
2020	58	0.1%
2021	10	0.0%
2022	2	0.0%

** The new arrivals excludes newborn babies who are represented under the registration trend.*

Registration Trend

Pre - 2011	133,238	65.3%
2011	7,770	3.8%
2012	4,088	2.0%
2013	5,396	2.6%
2014	21,535	10.6%
2015	9,869	4.8%
2016	10,560	5.2%
2017	7,070	3.5%
2018	3,220	1.6%
2019	431	0.2%
2020	127	0.1%
2021	425	0.2%
2022	195	0.1%

Registration Trend Quarterly

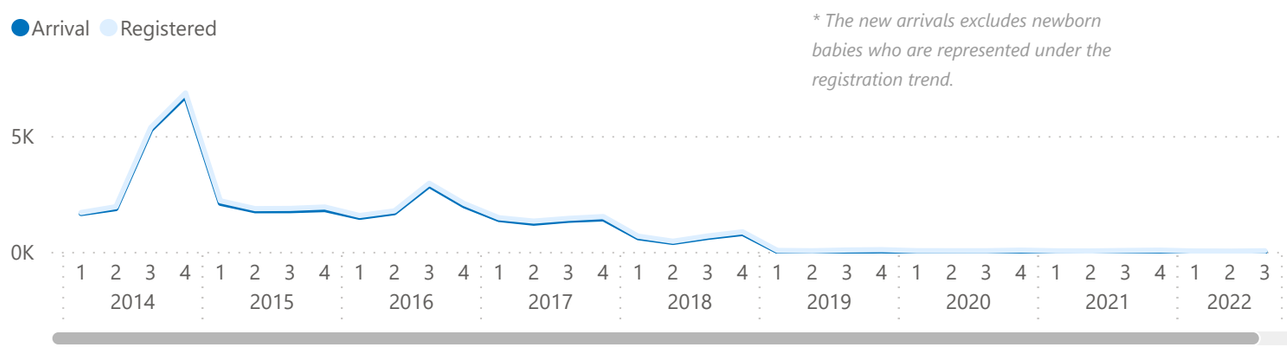

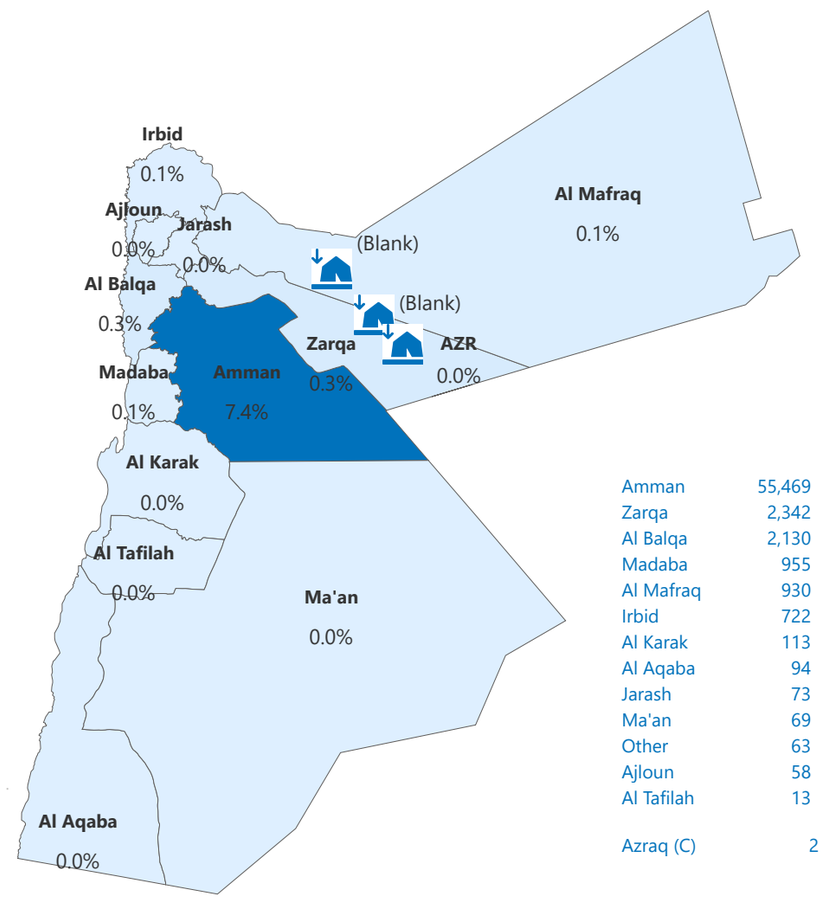

Amman	55,469
Zarqa	2,342
Al Balqa	2,130
Madaba	955
Al Mafraq	930
Irbid	722
Al Karak	113
Al Aqaba	94
Jarash	73
Ma'an	69
Other	63
Ajloun	58
Al Tafilah	13
Azraq (C)	2

Analyzed by Data Analysis Group | Jordan
Feedback: Asghar@unhcr.org

Registered People of Concern Refugees and Asylum Seekers in Jordan - Other

Updated date: 12/1/2022

Active Registered People Of Concern **20,237**

	20,236	100.0%
	1	0.0%
	1,053	5.2%
	13,740	67.9%
	5,444	26.9%

Age and Gender

Gender	0-4	5-11	12-17	18-35	36-59	60+
Female	1,075	956	643	2,074	1,360	270
Male	1,124	971	675	5,869	4,437	783
Total	**2,199**	**1,927**	**1,318**	**7,943**	**5,797**	**1,053**
	10.9%	9.5%	6.5%	39.2%	28.6%	5.2%

Biometric Statistics

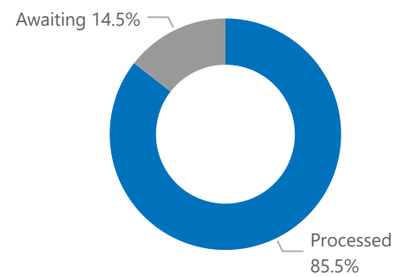

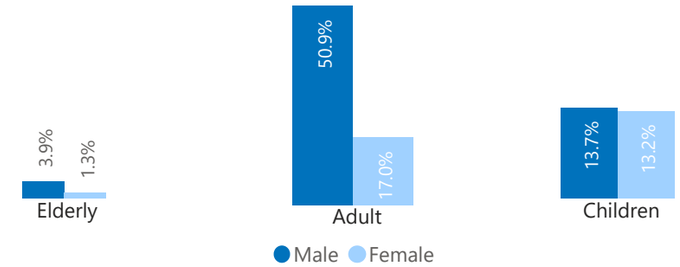

Origin Country

SOM	609	3.0%
other	1,327	6.6%
SUD	5,405	26.7%
YEM	12,896	63.7%

Specific Needs

Serious medical condition	3,907	19.3%
Specific legal and physical protection needs	1,341	6.6%
Woman at risk	539	2.7%
Single parent	293	1.4%
Child at risk	275	1.4%
Older person at risk	123	0.6%
Unaccompanied or separated child	33	0.2%

** Specific need Disability is under validation*

** An individual can have more than one specific need*

Individuals with Specific Needs	5,563	27.5%

Year of Arrival

Pre 2011	1,413	8.1%
2011	483	2.8%
2012	867	5.0%
2013	1,983	11.4%
2014	1,607	9.2%
2015	3,167	18.2%
2016	1,261	7.3%
2017	1,789	10.3%
2018	4,588	26.4%
2019	147	0.8%
2020	54	0.3%
2021	22	0.1%
2022	0	0.0%

** The new arrivals excludes newborn babies who are represented under the registration trend.*

Registration Trend

Pre - 2011	8,233	20.6%
2011	857	2.1%
2012	720	1.8%
2013	2,549	6.4%
2014	2,883	7.2%
2015	4,363	10.9%
2016	3,556	8.9%
2017	5,591	14.0%
2018	8,063	20.2%
2019	1,212	3.0%
2020	432	1.1%
2021	821	2.1%
2022	619	1.6%

Registration Trend Quarterly

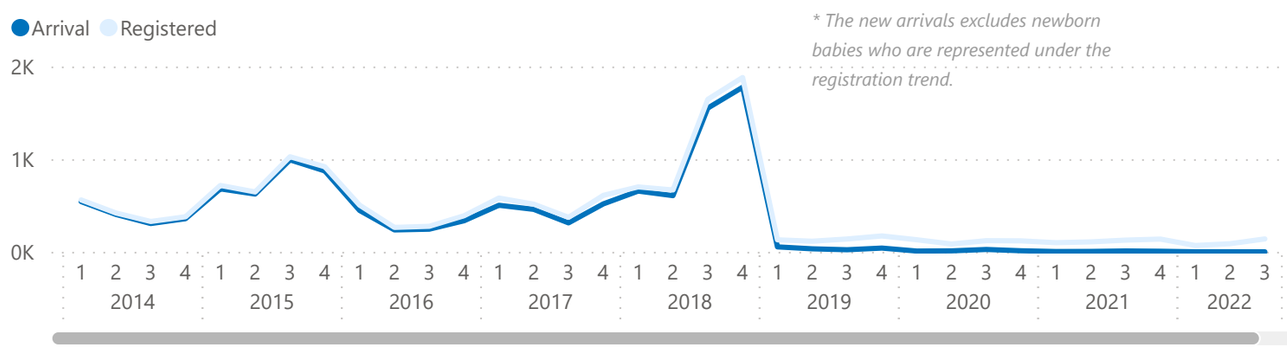

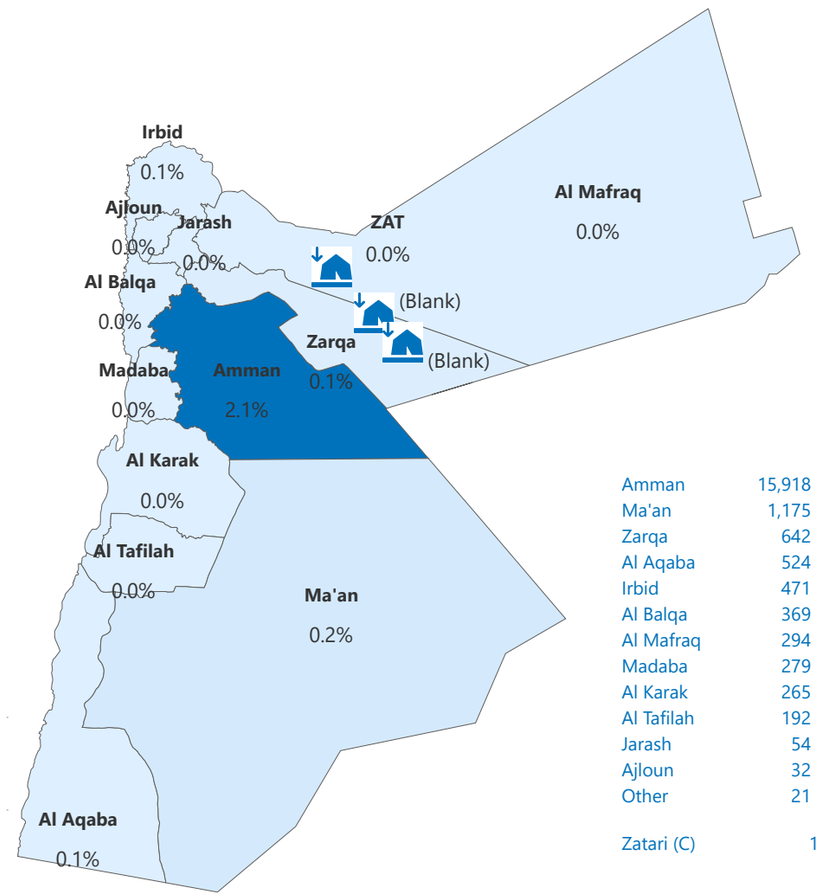

Amman	15,918
Ma'an	1,175
Zarqa	642
Al Aqaba	524
Irbid	471
Al Balqa	369
Al Mafraq	294
Madaba	279
Al Karak	265
Al Tafilah	192
Jarash	54
Ajloun	32
Other	21
Zatari (C)	1

Analyzed by Data Analysis Group | Jordan
Feedback: Asghar@unhcr.org