



# UNHCR Burundi Operations Review

December 2022

**TOTAL POPULATION**  
(thousand)

**303.1**

**83.8**

refugees in camps and  
urban areas

**4.1**

asylum seekers

**206.9**

assisted returnees

**7.6**

internally displaced  
persons

**0.7**

persons at risk of  
statelessness

Statistics as of 30 November  
2022 or latest available

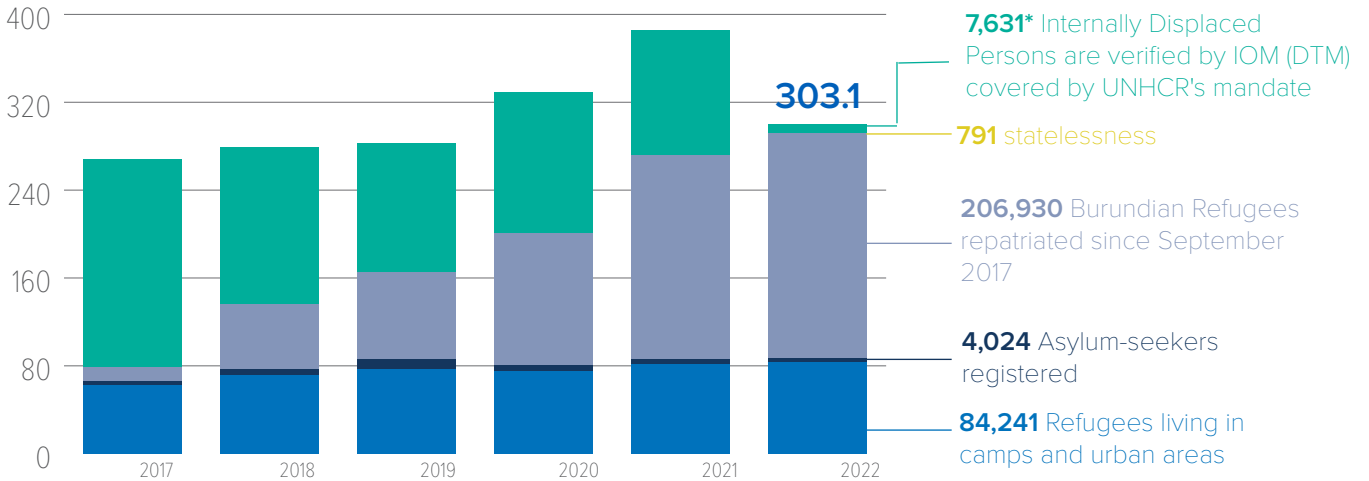


# OPERATION OVERVIEW

While the number of people for whom UNHCR has been entrusted with a responsibility by the international community to protect and assist in Burundi continues to increase, the UN Refugee Agency continues to face an unprecedented funding gap. As of 30 November 2022, there were **303,100** persons in need of life-saving aid, while the funding levels stood at only **38%**.

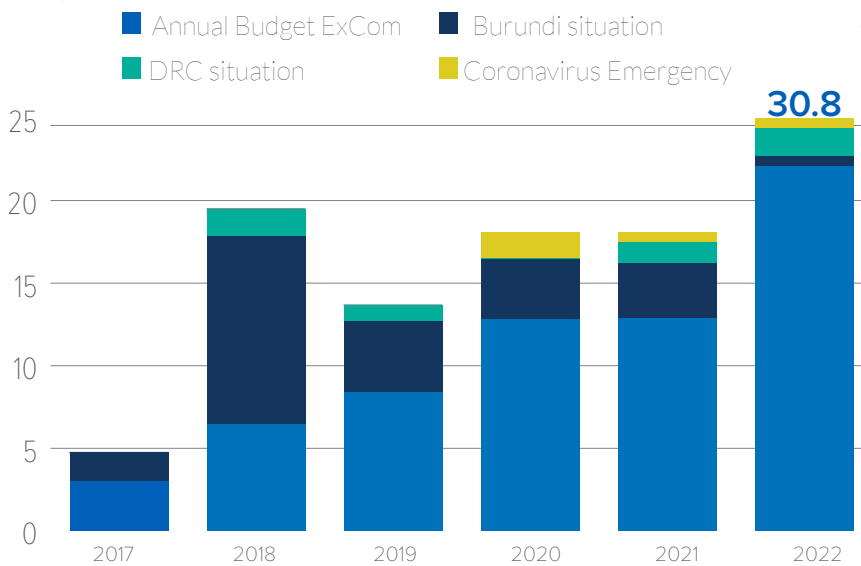
## PEOPLE OF CONCERN

People number (thousand)

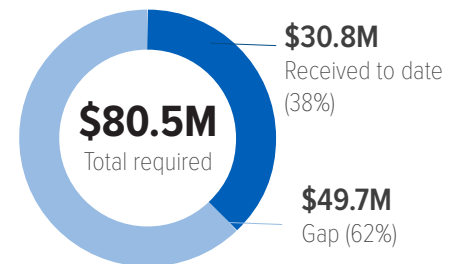


## FUNDING

Funded (million)

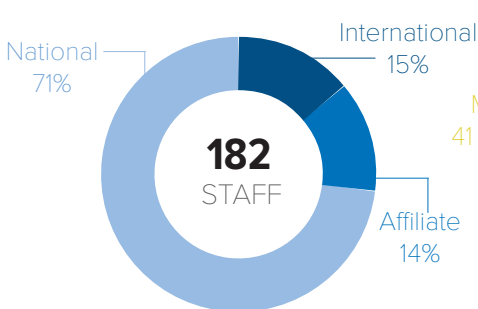


\*The 7,631 IDP figure refers to the IDPs of concern to UNHCR. This figure has been revised down from the total 83,588 IDPs reported in Burundi (IOM/DTM), the majority who are displaced due to natural disasters

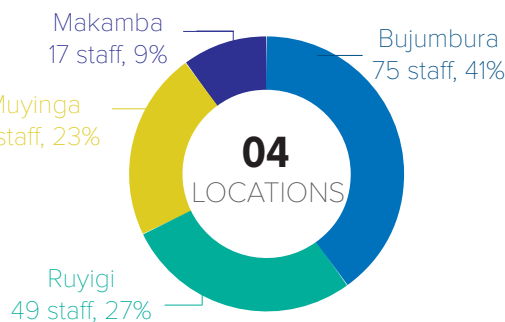


## STAFFING

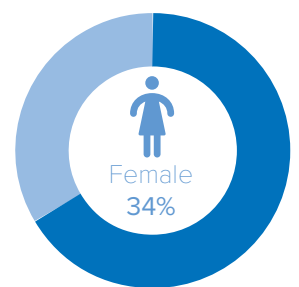
### STAFF BY CATEGORY



### STAFF BY OFFICE




### GENDER BREAKDOWN





## Summary by Donor | 2017 - 2022 | 2023-2024

Donateur	Funded						Prevision	
	2017	2018	2019	2020	2021	2022	2023	2024
African Development Bank	-	589,667	825,533	-	-	-	-	-
Belgium	696,428	156,814	-	-	-	-	-	-
Canada	-	-	-	-	-	261,643	-	-
Central Emergency Response Fund	-	2,527,999	150,092	-	1,200,231	-	-	-
China	-	-	-	-	14,761	-	-	-
ECHO	-	-	-	1,250,000	1,250,000	1,250,000	1,250,000	1,250,000
European Union	-	-	-	189,429	1,483,671	4,083,272	1,773,000	-
France	434,311	580,720	200,000	284,414	293,083	-	-	-
Germany	-	-	-	-	1,242,246	2,713,349	-	-
Japan	-	1,500,000	-	-	627,809	-	-	-
Joint United Nations Programmes on HIV/AIDS	25,000	-	-	-	64,200	80,000	-	-
KOICA	-	-	-	-	-	450,000	2,000,000	2,300,000
Priv. Donors France	-	-	-	-	-	746	-	-
Priv. Donors Hong Kong	-	-	-	-	-	191,000	191,000	-
Priv. Donors Italy	-	-	-	-	-	290,000	260,000	-
Priv. Donors Netherlands	-	-	-	-	-	-	150,000	-
Priv. Donors Switzerland	-	-	-	-	-	439	-	-
Priv. Donors Thailand	-	31,846	-	-	-	-	-	-
Priv. Donors USA	-	-	-	230,000	-	-	250,000	-
Republic of Korea	-	200,000	100,000	-	-	450,000	-	-
Sweden	583,363	1,539,978	827,267	-	-	-	-	-
United Kingdom of Great Britain and Northern Ireland	-	-	522,104	519,519	-	54	-	-
United Nations Great Lakes Regions Cross-Border Fund	-	169,359	-	-	-	-	-	-
United Nations Peacebuilding Fund	-	933,333	466,667	-	-	-	-	-
United States of America	3,000,000	11,223,930	10,142,000	15,558,850	11,915,753	16,196,566	-	-
UNO-Fluechtlingshilfe	-	-	-	-	-	413,039	-	-
World Diabetes Foundation	-	-	-	-	-	1,718,910	782,090	500,000
World Food Programme	-	23,891	423,573	17,482	-	-	-	-
<b>Sub-Total</b>	<b>4,739,102</b>	<b>19,477,537</b>	<b>13,657,236</b>	<b>18,049,694</b>	<b>18,091,754</b>	<b>28,099,019</b>	<b>6,656,090</b>	<b>4,050,000</b>
Indicative allocation of funds and adjustments						2,690,252		
<b>Grand Total</b>						<b>30,789,271</b>	<b>6,656,090</b>	<b>4,050,000</b>

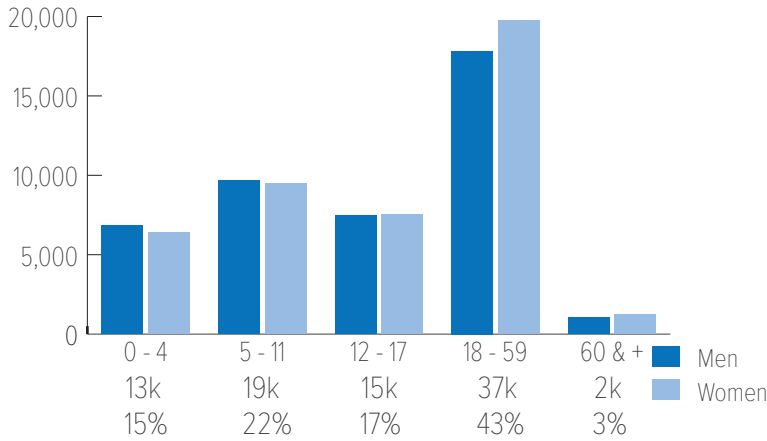
## Donor and country contributions | 2022



**Key figures**



**Breakdown of refugees and asylum seekers by gender and age**

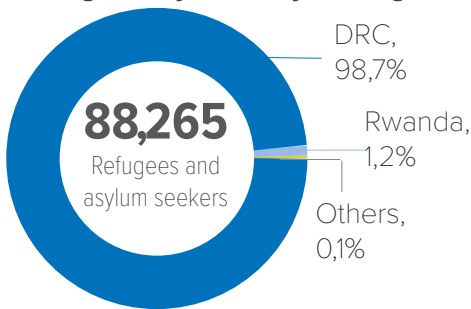


**Refugees by location type**

Location	Number	Percentage
Urban	32,666	37%
Kavumu	17,629	20%
Nyankanda	11,009	13%
Bwagiriza	10,021	11%
Musasa	9,164	10%
Kinama	7,776	9%
<b>Grand Total</b>	<b>88,265</b>	



**Refugees by country of origin**



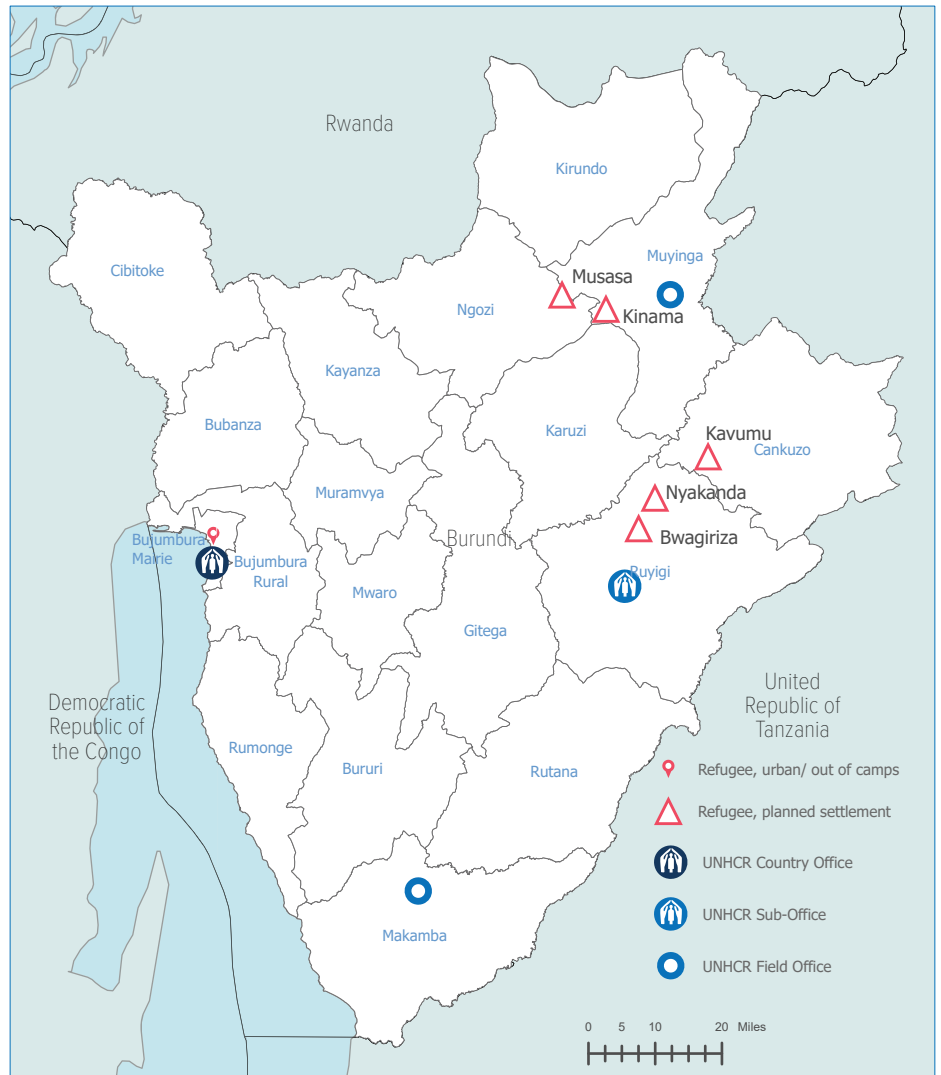
**Donor and country contributions**



Co-funded by European Union

WORLD DIABETES FOUNDATION

**Refugee camps and urban areas**



The boundaries and names shown and the designations used on this map do not imply official endorsement or acceptance by the United Nations.

\* They are mainly in urban areas.

\*\* More than 3/4 of the people who are not fingerprinted are children under the age of 5 (as this is not a requirement).

**HIGHLIGHTS**

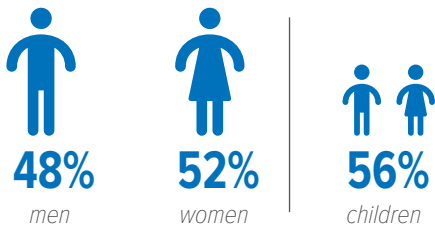
UNHCR and partners have been facilitating the voluntary repatriation of Burundian refugees since 2017. These refugees have been returning after making free and informed decisions. More than 200,000 Burundian refugees had been recorded as having returned by the end of November 2022. Majority of them are from Tanzania, followed by Rwanda, the Democratic Republic of the Congo, Kenya and other countries in the region. These returns take place under the framework of the Tripartite Agreements between the Government of Burundi, the Governments of countries of asylum, and UNHCR, with all parties having committed to respect the voluntary nature of these returns.

**Key figures**

**206,930**  
 since 2017

**21,157**  
 in 2022 (138 convoys and flights)


**601**  
 convoys and flights (since 2017)

**Breakdown by gender and age**

**Returnees by country of asylum**

Countries of asylum	2022	Since 2017
Tanzania	5,690	145,170
Rwanda	790	31,659
D. R. Congo	3,371	12,790
Kenya	1,255	3,081
Uganda	9,911	14,000
Mozambique	103	150
Others	37	80
<b>TOTAL</b>	<b>21,157</b>	<b>206,930</b>

**Reintegration package (for 3 months)**
**Non-Food Items**

Basic NFI (kitchen set, soap, blankets, loincloths for women, jerrycans, buckets, mosquito nets, plastic mat, plastic sheet, flannel, travel bag, ...) provided by UNHCR.

**Food assistance**

Food rations for 3 months provided by WFP (beans, oil, corn flour, salt).

**Cash grant**

Cash assistance provided by UNHCR through mobile cash. The equivalent of 150 USD (277,000 FBU) per adult and of 75 USD (138,500 FBU) per minor.

**Secondary trans.**

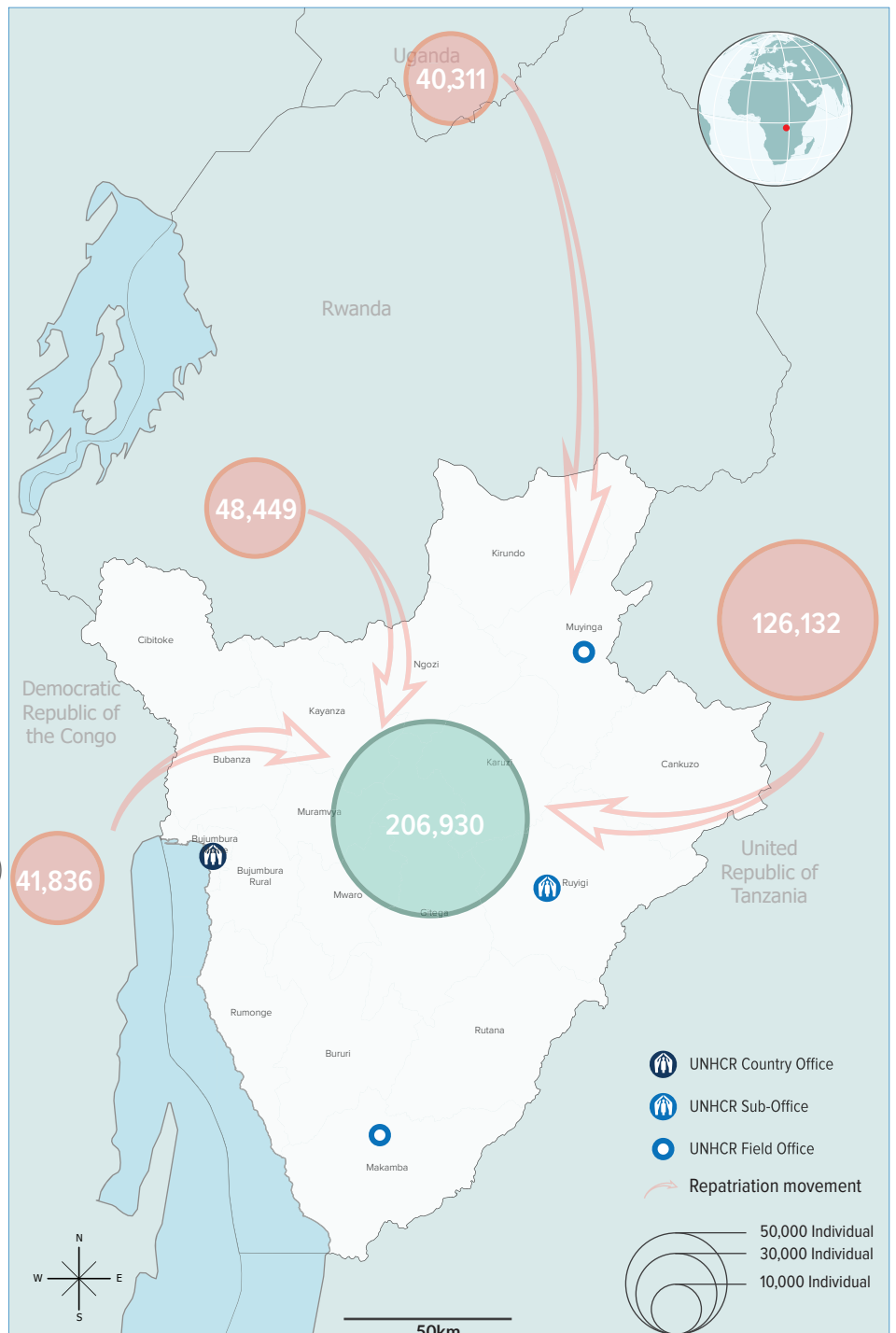
The returnees are transported to their return commune then the returnee covers transport to the hills.

Note that the cash grant in 2017 was 75 USD for an adult and 40 USD for a minor. In 2020, it has been increased to 150 USD for an adult and 75 USD for a minor.

**Donor and country contributions**

 Co-funded by  
 European Union


WORLD DIABETES FOUNDATION


**Burundian refugees in the region**


The boundaries and names shown and the designations used on this map do not imply official endorsement or acceptance by the United Nations.

**Context**

UNHCR processes resettlement cases from three locations (Bujumbura, Muyinga and Ruyigi) in Burundi. The quota allocation for Burundi is 4100; USA (4,000) and Canada (100) out of 18,500 refugees identified to have resettlement needs in Burundi in 2022. A total of 3,798 refugees, representing 93% of 4,100 refugees, have been submitted for resettlement consideration in 2022, while 1037 have departed for the USA, Canada, Australia, Sweden, Norway and France in 2022.

In accordance with the objectives of the Global Compact for Refugees (GCR), Burundi continues efforts to broaden refugee access to solutions in third countries, by seeking complementary pathways, such as family reunification, humanitarian corridors, education and labour mobility programs.

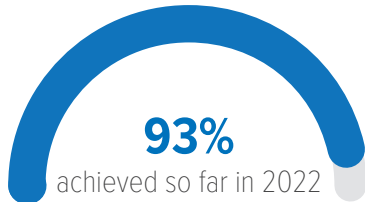
**Submission target**  
**4,100**

**Referral**  
**3,608**

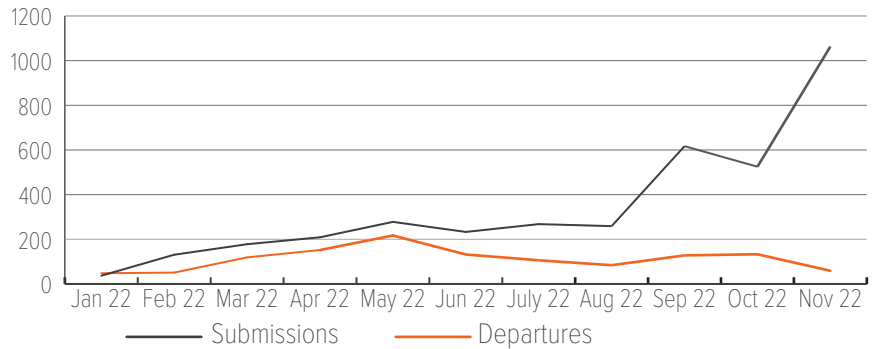
**Submission**  
**3,798**

**Departures**  
**1,229\***

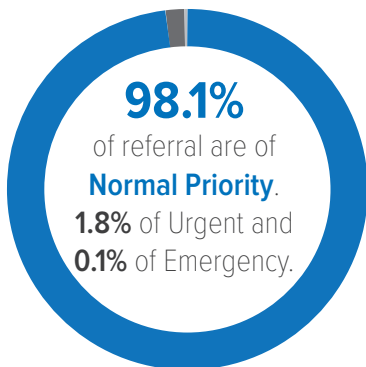
**Submission indicator**



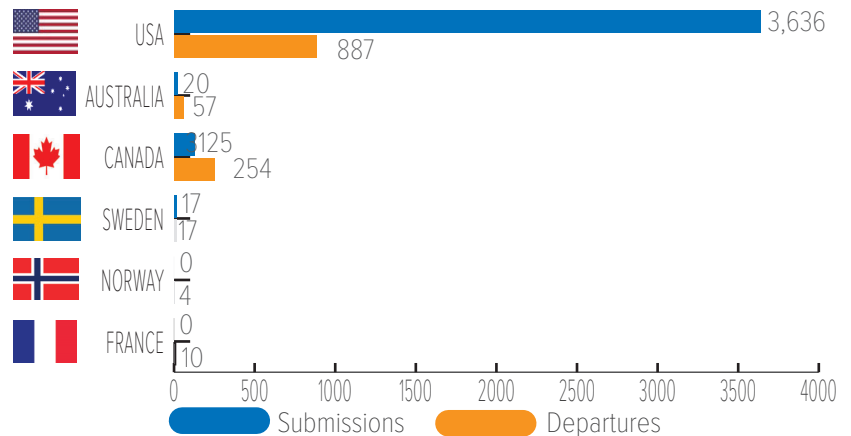
**Submissions and departures trends**



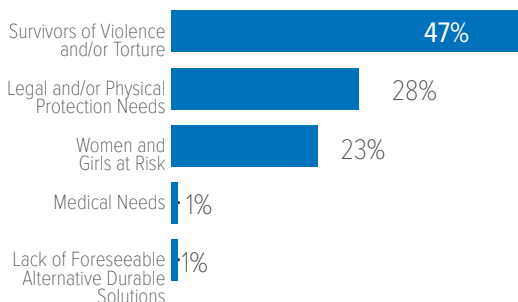
**Submission priority**



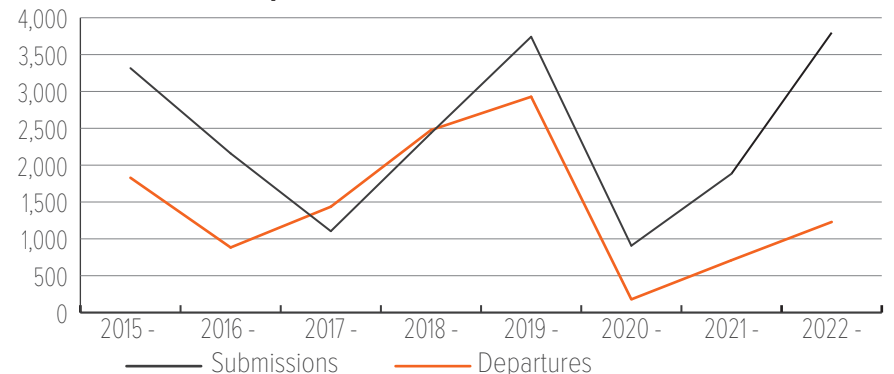
**Submission and departure by country of resettlement**



**Submission criteria**



**Submissions and departures trends 2015 - 2022**



\* 1,149 Congolese, 18 Burundian and 3 Rwandan. Of these people, 17 individuals were submitted this year.

Since 2017, UNHCR has supported the voluntary repatriation of over 200,000 returnees, including 65,000 in 2021 and 16,621 in 2022. Upon arrival of returnees in their areas of return, UNHCR and its partners conduct follow-up activities to review their level of reintegration. Monitoring data indicates a low capacity of returnees to access basic social services, which makes some refugees reluctant to return. Despite efforts by the Government of Burundi with support from humanitarian and development actors, access to housing, land, and employment remains a major challenge. For example, over 70 percent of returnees are not satisfied with their level of food security. Nevertheless, there have been improvements in the security and justice sectors (land dispute resolution) compared to previous years.

### MEASURABLE RESULTS BY SECTOR

PROTECTION		Respondents reported that at least 72% of adults in households have national ID cards. 68% of children have received birth certificates in 2022 (48% in 2021), a significant improvement following registration outreach.
EDUCATION		51% of children who arrived this year, compared to 50% in 2021, are enrolled in school. This decrease is explained either by birth certificates or by the fact that some children arrived towards the end of the year (second semester).
HEALTH		71% of returnee households do not have a health insurance card compared to 65% in 2021. 85% of returnee children arriving in 2022 are vaccinated against measles from asylum countries. The major challenge is access to health services in the return areas.
WATER, HYGIENE AND SANITATION		80% of households in 2022 reported having access to safe water. More than 50% of them find water within two kilometers. During the drought period, there is an increased need for containers to store sufficient quantities of water at the household level.
SHELTER		31% of returnees live in their own homes. 46% live in rented houses; 71% of this group are in the northeastern provinces (Muyinga, Kirundo, and Cankuzo). The returnee community is in great need of support in terms of shelter kits and building materials.
FOOD SECURITY		74% of returnee households eat only once a day. 77% of the returning households reported never having received food aid after the one they received upon arrival at the transit center.
ACCESS TO LAND		54% of returnees in 2022 have spent their cash allowance to buy land (fields). 69% of those who have land cannot cultivate them due to lack of seeds and farming tools.
LIVELIHOODS		74% of returnee households report living on less than \$0.5 per day on average. 64% of returnees are employed as agricultural laborers in the host community's fields. Many returnees living in border areas cross the border back and forth to engage in temporary labor.

### DONORS





Since its introduction in 2019, the Joint Refugee Return and Reintegration Plan (JRRRP) has brought the Government of Burundi, UNHCR, UNDP and partners together. UNHCR has indicated to donors the need for resources to support the process and urged stakeholders to amplify resource mobilization. The annual JRRRP implements the humanitarian-development-peace nexus, bringing together actors to support voluntary repatriation and build the resilience of returnees and host communities to ensure the sustainability of reintegration.

## RESULTS AND ACHIEVEMENTS | 2021 - 2022



### SHELTER, LAND AND PROPERTY

**2,500** construction kits distributed in 6 of the largest communes hosting returnees. **4,320** returnees and the local community assisted with rental support for three months.

**1,599** households received land certificates to secure their property.



### WATER, SANITATION AND HYGIENE

**228** returnees assisted with latrines and **788** households benefited from a new constructed water system.



### EDUCATION

**5,111** returnees children (**2,560** girls and **2,551** boys) attended catch-up classes and returned to school.



### LIVELIHOOD

**1,787** returnees supported with the combination of financial and non-financial assets to rebuild their livelihoods.

**1,440** households assisted to improve socio-economic resilience through a partnership with the Ministry of National Solidarity, Human Rights and Gender.



### SOCIAL COHENSION

**2,700** returnees, **4,121** host community members benefitted from community dialogues and social cohesion activities.



### CASH ASSISTANCE

**\$2,135,000** of cash assistance disbursed to support reintegration (benefitting **19,141** returnees).

- Returnees who arrive in 2022 are receiving a **three-month food ration and core relief items** per household, depending on the family size.
- Burundi officially submitted pledges on 21 January 2022 in support of the **Global Compact on Refugees**, including on refugee return and sustainable reintegration.

## CHALLENGES AND UNMET NEEDS

### PROTECTION/DOCUMENTATION



Access to civil documentation and justice for returnees is challenging due to the weak infrastructure and limited capacity of formal and informal justice mechanisms in Burundi.

### REBUILDING/LIVELIHOODS



There are gaps in support to reintegration and broader development efforts in the main areas of return, leading to low absorption capacities.

### HOUSING, LAND AND PROPERTY



Challenges remain for returnees to access housing and/or land. Limited supply of renewable household construction materials often impact the environment as well.

### EDUCATION



Differences in the education systems provided in the countries of asylum cause children to drop out of school, due to educational challenges as well as administrative hurdles.