



Urban Refugee Population in Addis Ababa

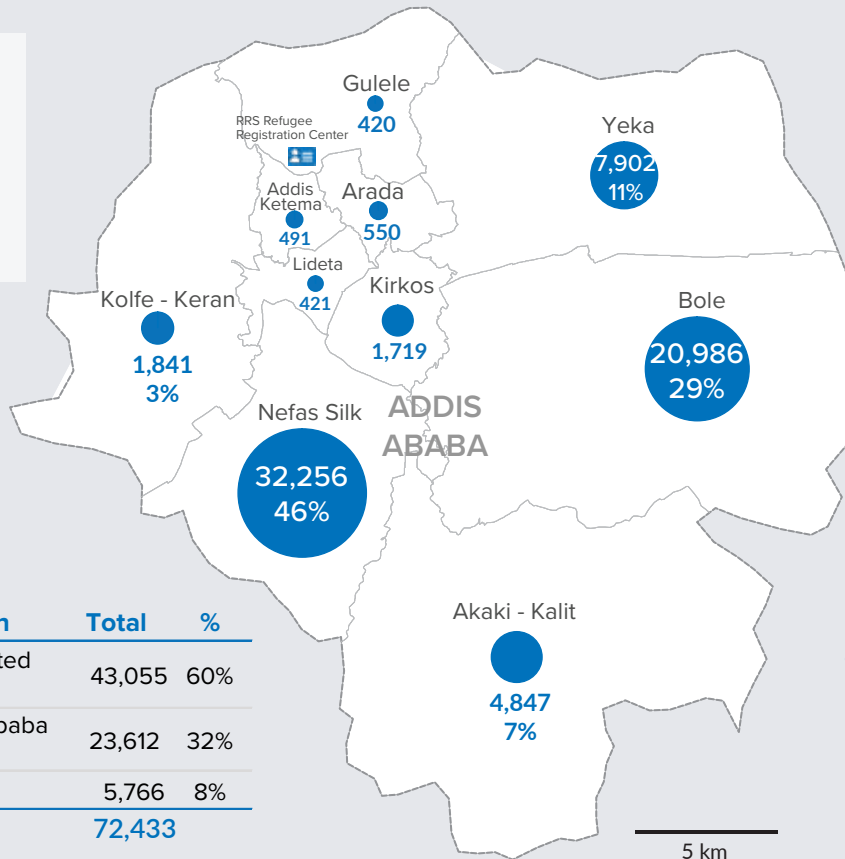
November 2022

72,433

Individuals

44,876

Households



Type of population	Total	%
Eritreans self-relocated from Tigray	43,055	60%
Eritreans in Addis Ababa not self-relocated	23,612	32%
Other nationalities	5,766	8%
Total	72,433	

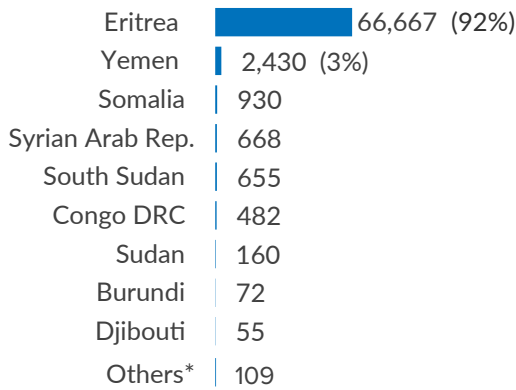
- XXX Refugee population by Sub City
- Refugee Registration center
- Administrative boundary (Level 1)
- Sub City (Level 2)

5 km

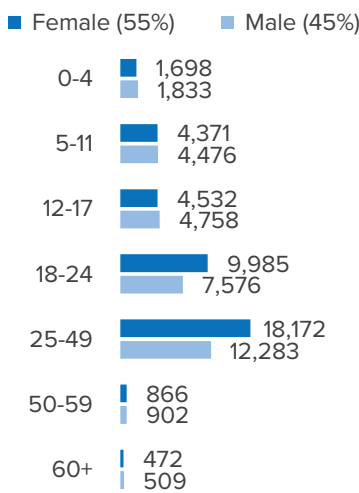
The boundaries and names shown and the designations used on this map do not imply official endorsement or acceptance by the United Nations.

Country of origin

Refugees living in Addis Ababa come from **28** different countries



Demography



Children (0 - 17 years) **30%**



Adults (18 - 59 years) **69%**



Elderly (60+) **1%**



Women & Children **71%**



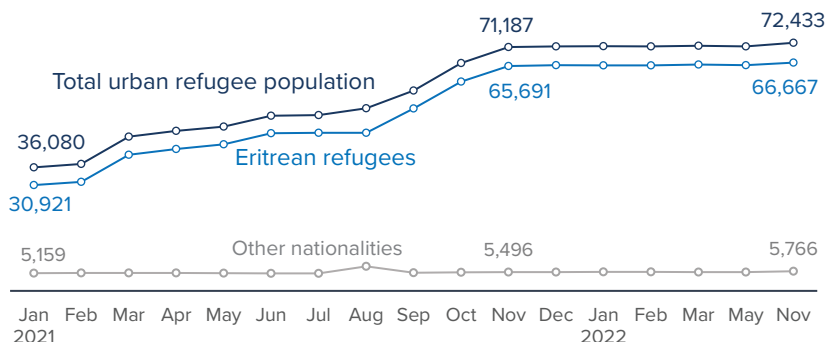
Household representatives

Female **57%**



Male **43%**

Urban population trends | Jan 2021 - July 2022



The refugee population in Addis Ababa has **doubled** since January 2021, mainly due to self-relocation movements of Eritrean refugees from Tigray region.

Persons with specific needs

Specific Need	F	M	Total
Women at risk	1,624	-	11,624
Single parent	3,102	82	3,184
Child at risk	1,285	1,398	2,683
Unaccompanied or separated child	1,294	1,329	2,623
Serious medical condition	835	760	1,595
Persons with disability	258	380	638