

12.9 MILLION PERSONS OF CONCERN

The total population of concern (PoC) to UNHCR in West and Central Africa (WCA) relates to the people UNHCR is mandated to protect and assist. It includes those who have been forcibly displaced; those who have returned home within recent years; those who are stateless or at risk of statelessness; and other groups to whom UNHCR has extended its protection or assisted on a humanitarian basis.

1.6 MILLION REFUGEES & ASYLUM-SEEKERS

7.6 MILLION INTERNALLY DISPLACED PERSONS

1.6 MILLION STATELESS & AT RISK OF STATELESSNESS

1.7 MILLION RETURNED INTERNALLY DISPLACED

0.1 MILLION REFUGEES RETURNEES

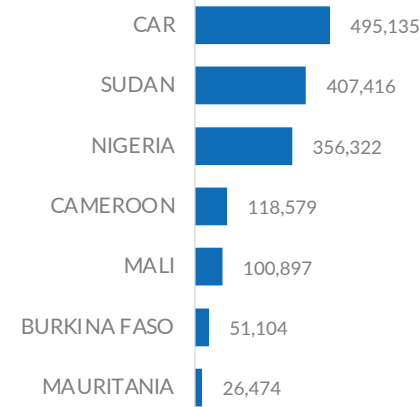
0.1 MILLION OTHERS OF CONCERN

The total of 1.6 million refugees represents a 7% increase over a year. Chad hosts the largest number of refugees in the region with 36%. Cameroon is the second largest refugee-hosting country in the region with 31%. CAR, Sudan, and Nigeria are the main countries of origin (together 77%) of the region's refugees with a contribution of 30%, 25%, and 22% respectively.

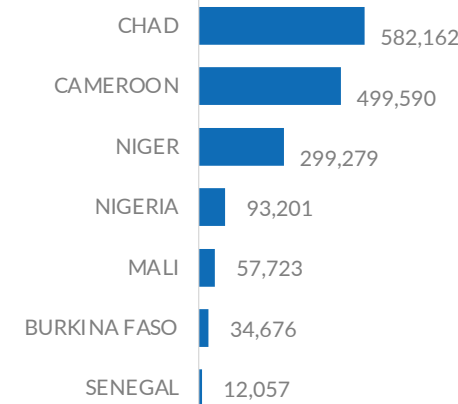
The number of internally displaced rose to 7.6 million. Nigeria hosts 42% of IDP population in the region. Burkina Faso is the second largest country in terms of IDPs (23%).

The Lake Chad Basin hosts 37% of forcibly displaced population in West and Central Africa. Central Sahel hosts the second largest number (32%) with the majority being Internally Displaced Persons in Burkina Faso (60%).

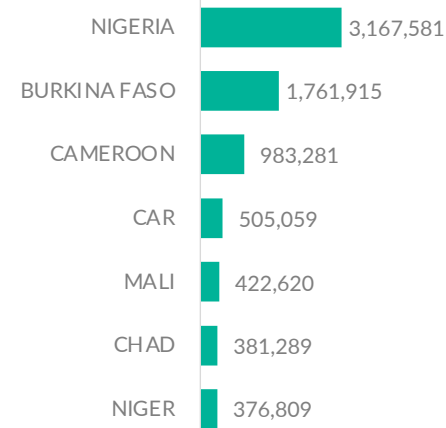
MAIN COUNTRIES OF ORIGIN



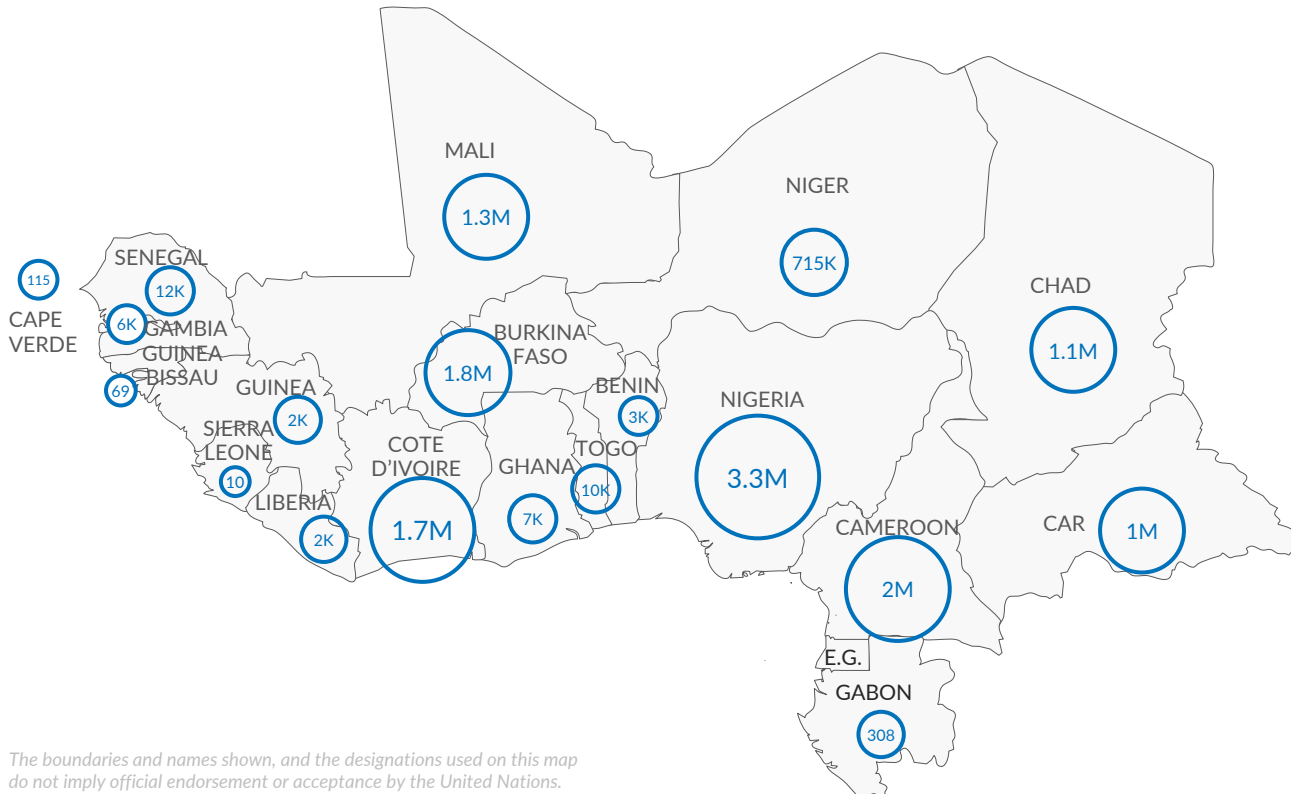
MAIN COUNTRIES OF ASYLUM



INTERNAL DISPLACEMENTS



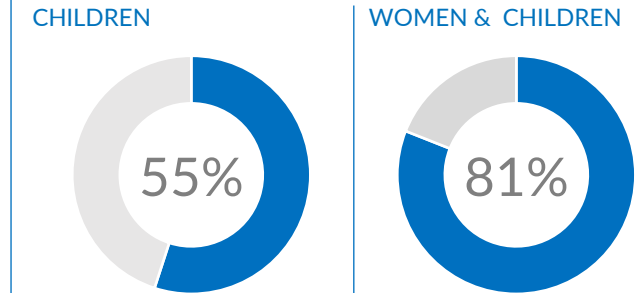
PERSONS OF CONCERN BY COUNTRY



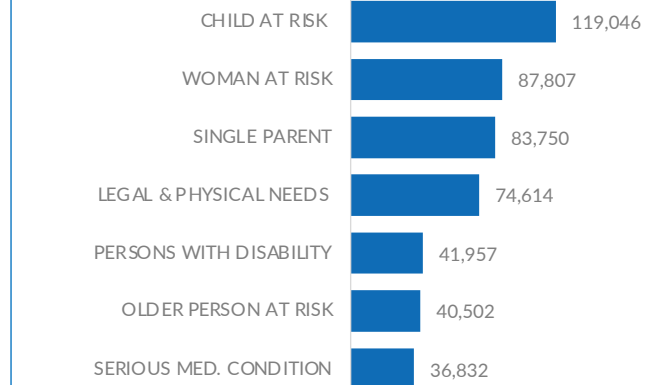
The boundaries and names shown, and the designations used on this map do not imply official endorsement or acceptance by the United Nations.

	REFUGEES	ASYLUM SEEKERS	REFUGEES RETURNEES	IDPs	RETURNED IDP	STATELESS	OTHERS	TOTAL
BENIN	1,875	1,467						3,342
BURKINA FASO	34,130	546		1,761,915				1,796,591
CAMEROON	490,351	9,239		983,281	555,668			2,038,539
CAPE VERDE						115		115
CAR	11,218	462	31,657	505,059	499,430			1,047,826
CHAD	577,237	4,925		381,289			101,551	1,065,002
COTE D'IVOIRE	5,589	177				1,656,330		1,662,096
GABON	228	80						308
GAMBIA	4,636	1,025						5,661
GHANA	6,257	862						7,119
GUINEA	2,217	269						2,486
GUINEA BISSAU	32	37						69
LIBERIA	1,571	832						2,403
MALI	56,828	895	84,806	422,620	695,598			1,260,747
NIGER	254,265	45,014		376,809			38,956	715,044
NIGERIA	91,607	1,594	3,880	3,167,581				3,264,662
SENEGAL	11,790	267						12,057
SIERRA LEONE	10	-						10
TOGO	9,097	770						9,867
GRAND TOTAL	1,558,938	68,461	120,343	7,598,554	1,750,696	1,656,445	140,507	12,893,944

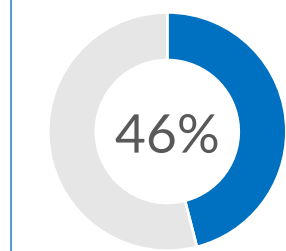
REFUGEE POPULATION PROFILE



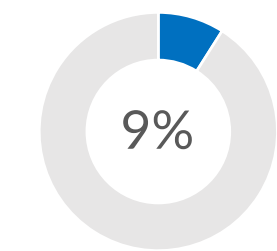
REFUGEES WITH SPECIFIC NEEDS



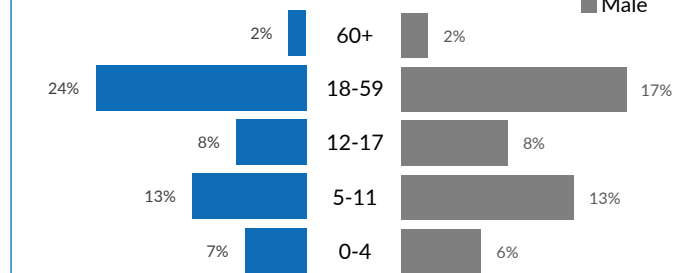
REFUGEES IN CAMPS



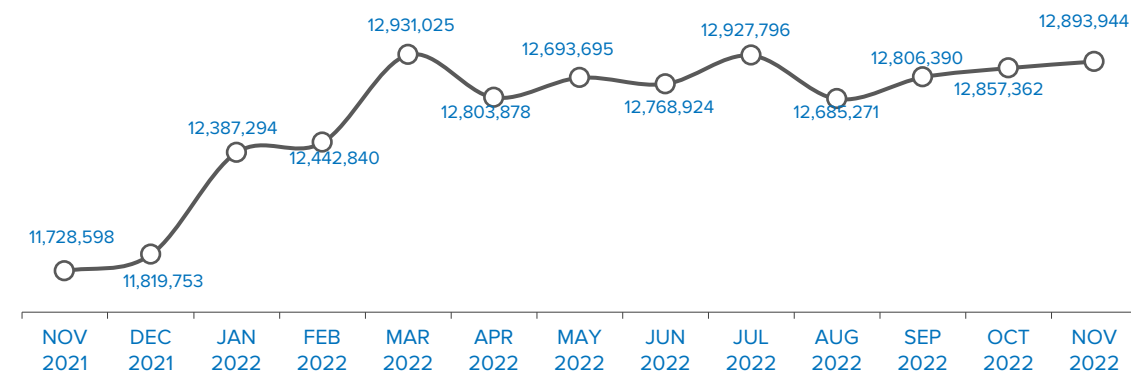
REFUGEES IN URBAN AREA



DEMOGRAPHICS

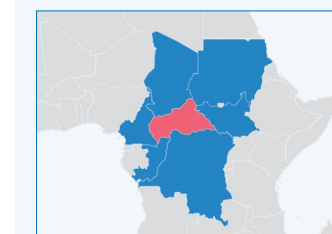


POPULATION TRENDS



SITUATIONS

CAR SITUATION

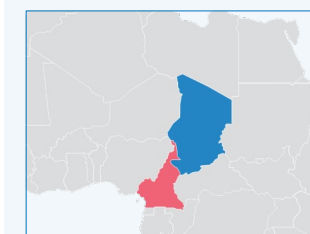


748,787
REFUGEES AND ASYLUM-SEEKERS

505,059
INTERNALLY DISPLACED PERSONS

These figures represent refugees from Central African Republic in neighboring countries (Cameroon, Chad, Congo, the Democratic Republic of Congo, Sudan, South Sudan) and IDP in Central African Republic.

FAR NORTH CAMEROON

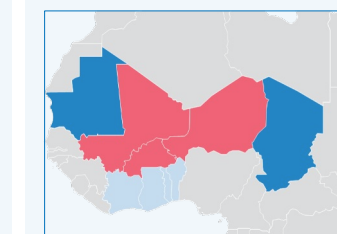


30,027
REFUGEES AND ASYLUM-SEEKERS

36,276
INTERNALLY DISPLACED PERSONS

These figures represent Cameroonian refugees in Chad and forcibly displaced people following the outbreak of violence in the Far North region of Cameroon in December 2021.

SAHEL SITUATION



1,082,586
REFUGEES AND ASYLUM-SEEKERS

2,942,633
INTERNALLY DISPLACED PERSONS

These figures represent all refugees and IDPs in Central Sahel (Burkina Faso, Mali, Niger), Chad and Mauritania. Refugees from Central Sahel in neighboring coastal countries (Benin, Cote d'Ivoire, Ghana, Togo) are also included.