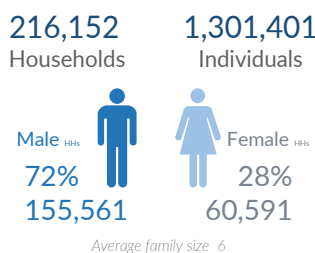


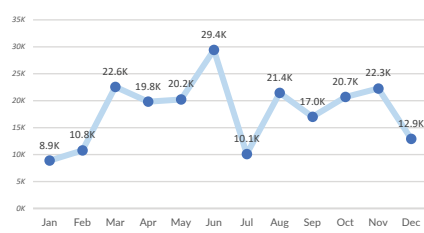
UNHCR through its partners conducted socio-economic assessment targeting affected populations in areas of displacement. The collected data is analysed to inform interventions and eligibility for assistance.

HOUSEHOLD INFO

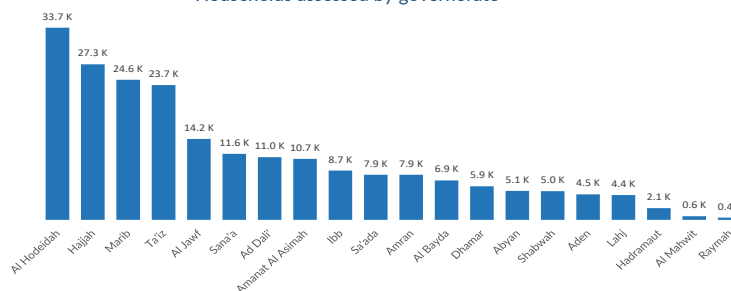
Breakdown of assessed households



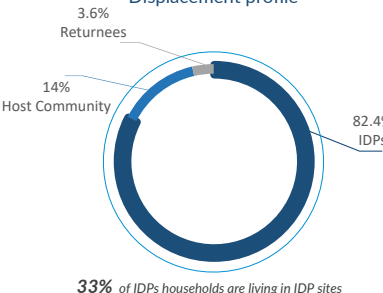
Households assessed by month



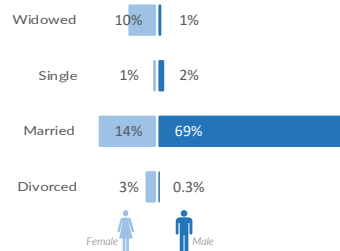
Households assessed by governorate



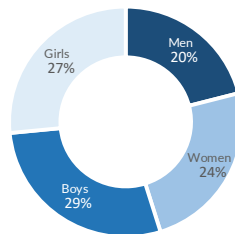
Displacement profile



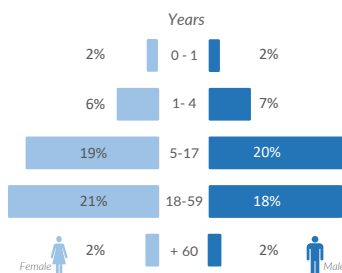
Marital status of the respondents



Ages and gender ratio in family

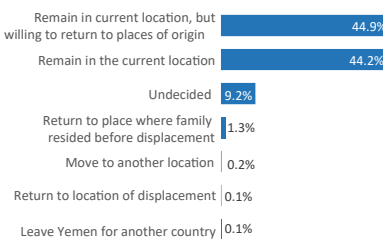


Age and gender breakdown of families



INTENTIONS

Intentions for the next 6 Months (IDPs) ^{177,272}



Main factors in areas of origin that make the IDPs to take their decision ^{80,633}

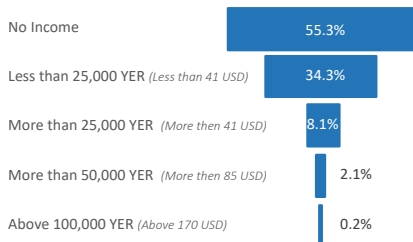


Most common reason for displacement (IDPs and Returnees) ^{182,437}

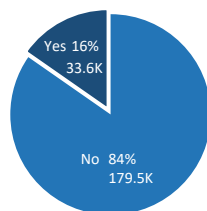


ECONOMIC CAPACITY

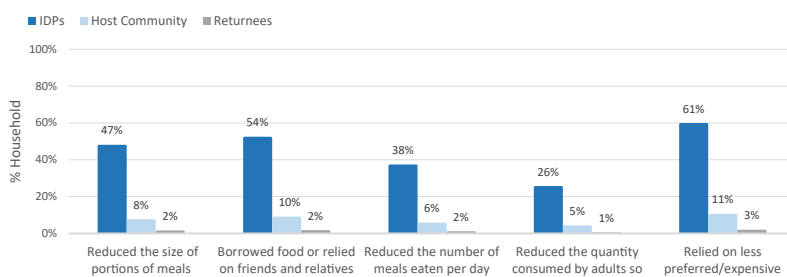
Average monthly income by assessed HHs



Family manage to meet daily food needs (in the past 7 days)

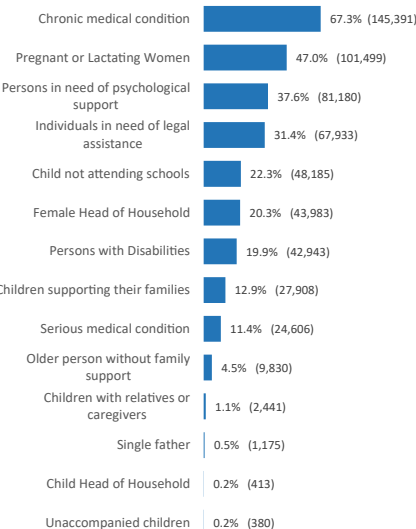


(If No) Coping mechanism adopted to meet basic needs by HH displacement profile



VULNERABILITIES

% Households with at least one member with a vulnerability



191,150 93% Households with at least one member with a vulnerability



^{*1} (Unaccompanied Child (UC), Separated Child (SC), Children not attending schools, Child head of Household, Child engaged in child labour)

^{*2} (Pregnant and lactating women, Women heading household)

^{*3} (Persons with mental disabilities, Persons with sensory disabilities, Persons with physical disabilities)

^{*4} (Persons 60 years old, or above (older person) separated from her/his relatives, family, children, and who is not cared for by another adult)

^{*5} (Serious medical condition -person who has a life-threatening which requires immediate, life-saving intervention or treatment)

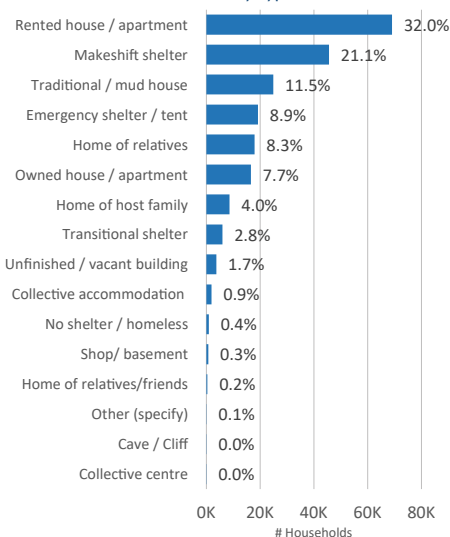
(Chronic medical condition- Person who has a medical condition which requires long-term treatment and medication under the supervision of a physician)

^{*6} (Persons with protection concern (including arrest or detention); women and girls affected by violence; Persons with other specific needs)

^{*7} (Persons with Injury because of conflict; Person exhibiting signs of psychological distress)

SHELTER & HOUSING, LAND and PROPERTY (HLP)

% Households by type of shelter

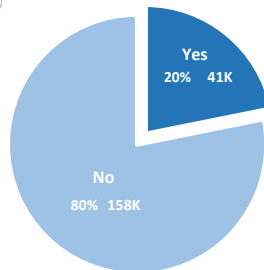


32%
69,853 Households who live in rented houses/apartments/ others and pay rent



7.1%
9,242 Households that do not reside in an owned, rented home, or shop/basement, and make monetary or in-kind payments for their current shelter

HHS received notification of eviction from their current shelter (last 6 months)



Household per shelter condition

Type of Shelter	Good	Average	Poor	Destroyed
Cave / Cliff	1.0%	16.0%	65.0%	18.0%
Collective accommodation	7.5%	36.6%	54.6%	1.2%
Collective centre	18.9%	43.2%	37.8%	0.0%
Emergency shelter / tent	0.7%	9.8%	82.5%	7.1%
Home of host family	7.9%	41.8%	49.7%	0.6%
Home of relatives	13.2%	44.5%	41.7%	0.7%
Home of relatives/friends	17.0%	51.4%	30.8%	0.8%
Makeshift shelter	0.4%	10.2%	83.0%	6.5%
Other	18.8%	30.4%	49.3%	1.4%
Owned house / apartment	20.9%	50.2%	27.6%	1.2%
Rented house / apartment	17.2%	41.9%	40.1%	0.8%
Shop/ basement	1.3%	19.4%	76.8%	2.5%
Traditional / mud house	1.3%	39.1%	56.6%	2.9%
Transitional shelter	3.5%	45.4%	49.0%	2.2%
Unfinished / vacant building	0.6%	20.1%	75.6%	3.7%

CIVIL REGISTRATION & DOCUMENTATION

Birth Certificate



56% Households with at least one child not registered with a birth certificate out of overall assessed households

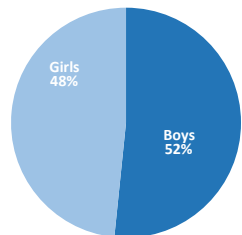
107,352



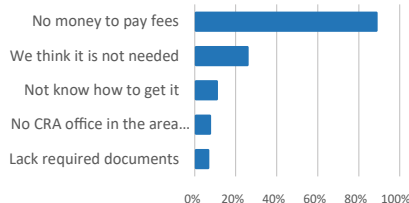
47% Children (ages 0-18) not registered with a birth certificate out of overall children

347,960

Children without a birth certificate



Reasons for not getting birth certificate



National Identity Card



70% Households with at least one member did not obtain a national identity card out of overall assessed households

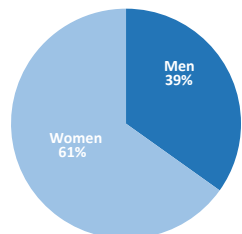
151,368



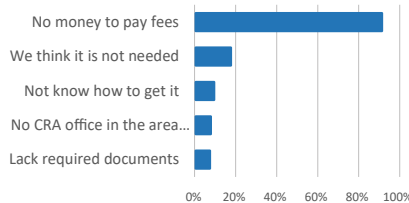
36% Family members (age over 18) lacking a national identity card out of overall adults

205,036

Adult lack the national ID card

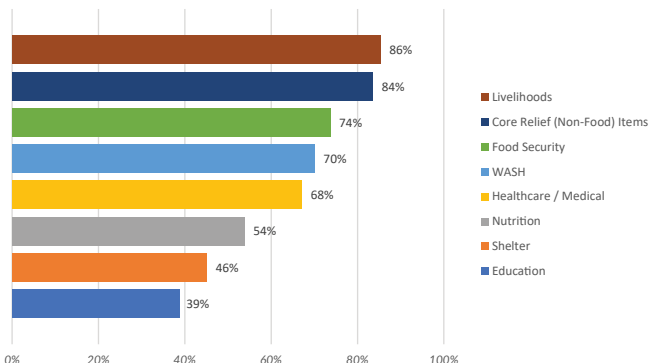


Reasons for not getting national ID card



REFERRALS

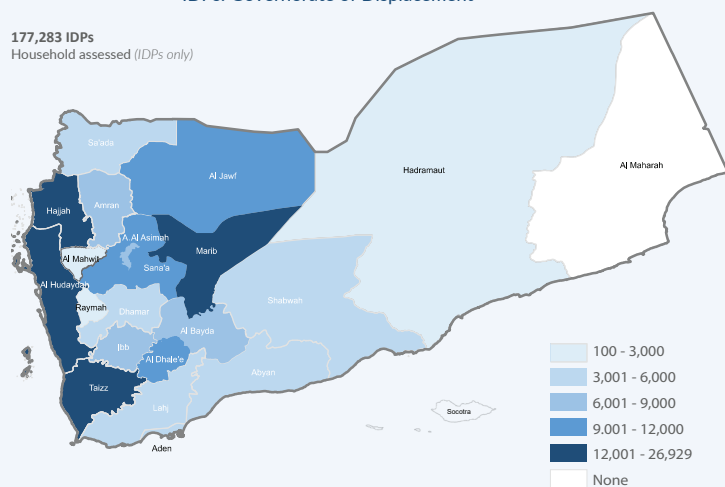
Households recommended for multi-cluster referral



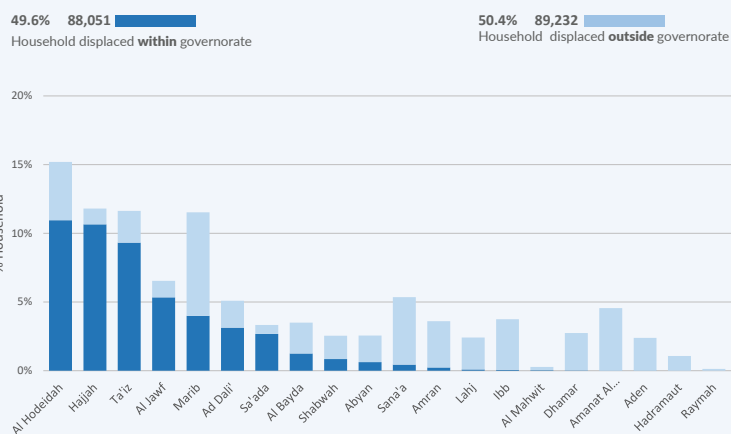
IDPs Movement

IDPs: Governorate of Displacement

177,283 IDPs
Household assessed (IDPs only)



Displacement within / outside governorate



Year of displacement for assessed IDP (IDPs only)

