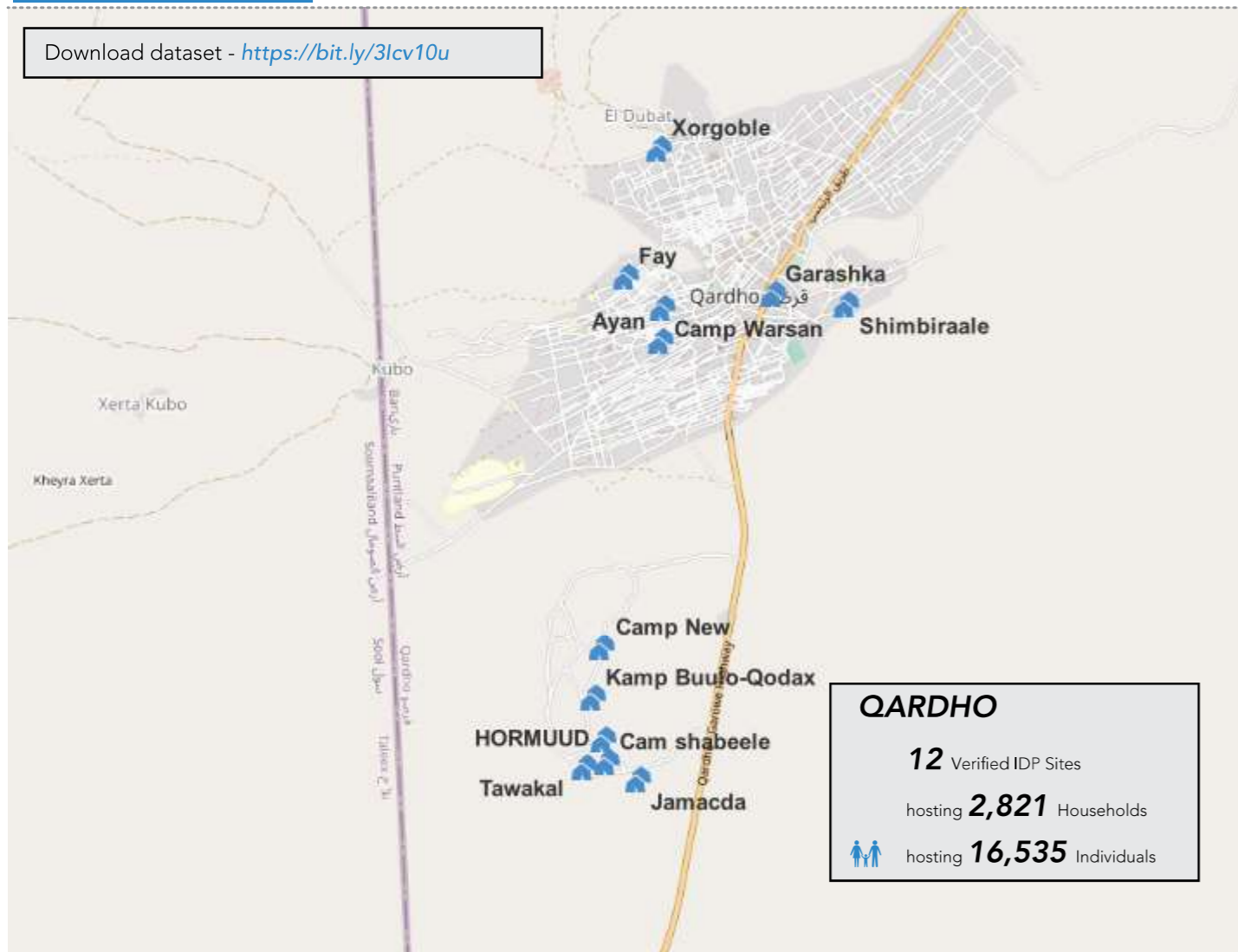


Download dataset - <https://bit.ly/3lcv10u>



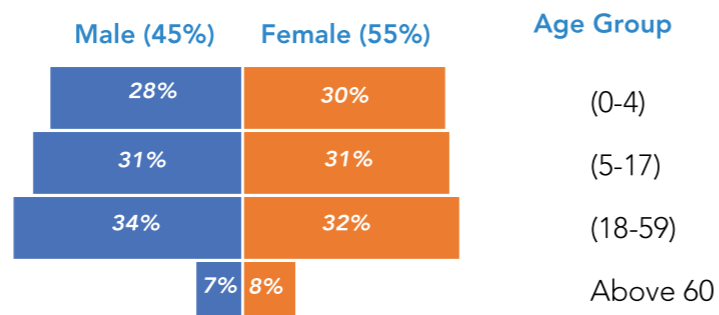
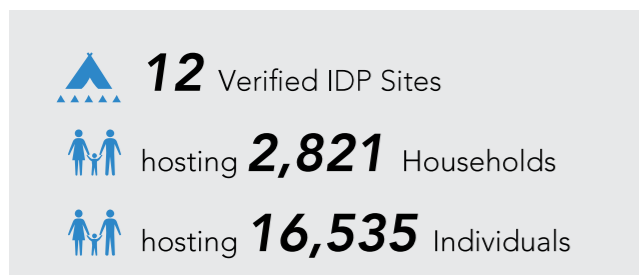
Map of verified IDP sites in Qardho - December 2022

Assessment overview

IDP site verification exercise was conducted in Qardho in December 2022 by PSA.

12 IDP sites were identified hosting 2,821 households or 16,535 individuals. Compared to the previous site verification exercise in March 2022, there was no change in IDP Sites, a decrease of 147 households and 3,247 individuals.

Demographic data of IDPs living in Qardho



People living with disability

Using the Washington Group Disability Questions, statistics of people living with disabilities were derived

3,574 (21.61%)
people living with disability

- 593 (58% Female)** have difficulty with seeing (even wearing glasses)
- 560 (53% Female)** have difficulty with hearing (even using a hearing aid)
- 662 (54% Female)** have difficulty with communicating and/or understanding
- 801 (58% Female)** have difficulty with walking and/or climbing stairs
- 520 (58% Female)** have difficulty with dressing and/or washing
- 438 (62% Female)** have difficulty with remembering/concentrating

Eviction Risk Mapping

IDP sites were assessed based on their risk of eviction. Several factors were put into consideration such as IDP site tenure, type of agreements in place and whether an eviction notice has been issued recently.

0% of IDP sites have been classified as having extreme or high risk of eviction

- 67%** of sites have a Communal/Permanent ownership type of land tenure
- 100%** of sites have agreement in place
- 67%** of those that have agreements have written agreements
- 100%** of those that have agreements have no agreed end dates
- 0%** of sites have been issued with eviction notice within the last 3 months

Flood Risk Mapping

IDP sites were assessed based on their risk of flooding.

8% of the sites has been classified as high (floods frequently)

