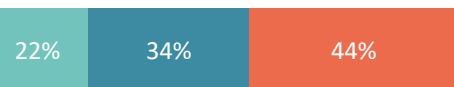


Estimated Gaps of services in Sites

As the cluster had in 2022 the site reporting tool data for around 66% of the sites running on a quarterly basis, using that we could see that the gaps are getting better slightly for some sites (covered sites) despite all, but as the needs and gaps are arising more and more for uncovered sites, the situation gets worse for some sectors

■ ADEQUATE
 ■ NON - ADEQUATE
 ■ NOT EXISTING

RRM DISTRIBUTION



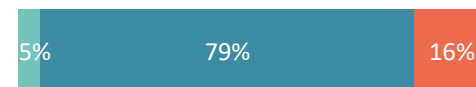
SHELTER SERVICES




NFI DISTRIBUTION



FOOD DISTRIBUTION



CASH SERVICES



WASH SERVICES



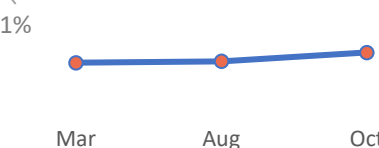
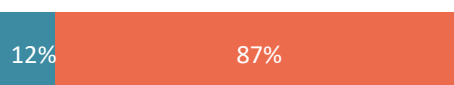
HEALTH SERVICES



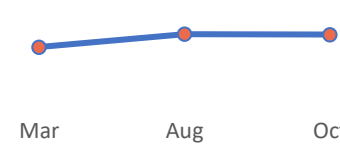
EDUCATION SERVICES



LIVELIHOOD SERVICES



PROTECTION SERVICES



NUTRITION SERVICES



WASTE DISPOSAL SERVICES

