

# REFUGEE ACCOMODATION SITES

## Mapping & Monitoring | Update #1

October 2022  
SLOVAKIA

### Background & Methodology

- Site Mapping and Monitoring is an assessment exercise which aims to provide humanitarian actors with data concerning refugee accommodation sites<sup>1</sup> status and needs.
- The Site Monitoring assessment reviewed the **50** accommodation sites mapped in the regions of Trnava, Prešov, Košice, Bratislava, Žilina and Banská Bystrica, and provided updated information on the type, capacity and services used at these sites
- The methodology was based on key informant interviews (KIIs) with Sites Managers. The first in-person round of interviews was conducted in August 2022, and the findings have been published in a [separate report](#).
- Subsequently additional follow up interviews were conducted to update the data. This factsheet presents an updated version of the original assessment.
- Initially **18** visits and **34** follow-up calls were planned, but due to closing of sites or refusals to take part in the assessment, **10** visits and **15** calls were completed.
- The situation in the refugee accommodation sites may have changed since the data collection. For certain indicators, such as needed items and services, limited amount of information was available.

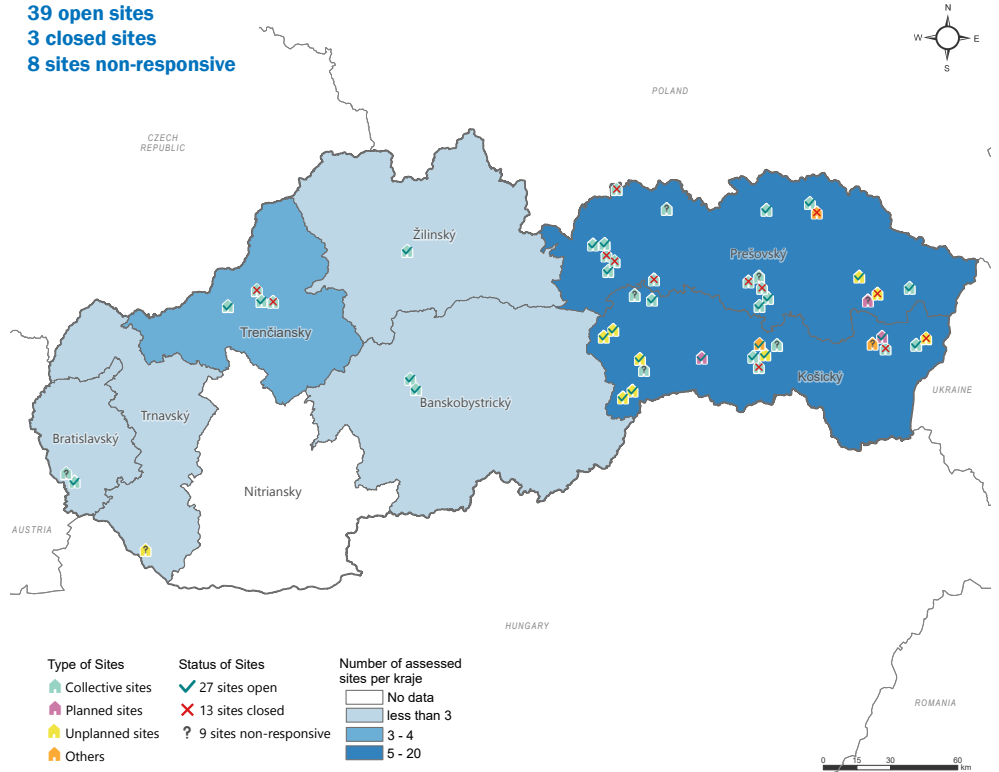
### Key information

- Approximately half (**52%**) of the assessed refugees accommodation sites have vacant places (**1,296**).
- 20 out of the 25** assessed sites were not accessible for persons with disabilities.
- Sleeping items were distributed to **23 out of the 25** assessed refugee accommodation sites, while personal hygiene items and cleaning items were provided to **21 of the 25** assessed sites.
- Government programmes were the main way to address the needs of people living in the assessed sites. Specifically, they were the largest provider of sleeping items (**12 out of 23** sites which obtained the items), food for adults (**11 out of 14**), hot meals (**10 out of 12**), kitchen items (**9 out of 19**), first aid kits (**6 out of 17**), supplies for infants (**3 out of 7**), and supplies for children (**3 out of 8**).
- Private companies were most active in regards to providing clothes for adults (**6 out of 14** sites which obtained the items), personal hygiene items (**6 out of 21**), and cleaning items (**5 out of 21**).
- 22 out of the 25** assessed refugee accommodation sites had no basic medical services available at the site.

<sup>1</sup> These are existing building used as temporary accommodation for Ukrainian refugees. The type of buildings vary widely, including hostels, hotels, community centres, dormitories, privately owned buildings.

### Accommodation Sites Locations


**50 total sites mapped**  
**39 open sites**  
**3 closed sites**  
**8 sites non-responsive**



### Distribution of sites by region

|                 |    |
|-----------------|----|
| Košický         | 11 |
| Prešovský       | 9  |
| Trenčiansky     | 2  |
| Banskobystrický | 2  |
| Žilinský        | 1  |

### Type of location

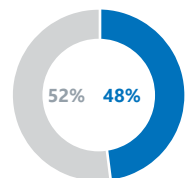


### Reported capacity of sites

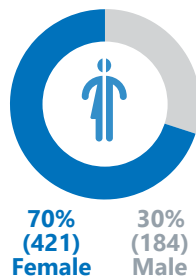
Total hosting capacity was **1,296** based on the assessment of the individual site capacity

**629 Occupied spaces**

**667 Unoccupied spaces**

















### Profile of refugees hosted at these sites



|                  | Male      | Female    |
|------------------|-----------|-----------|
| Older person 65+ | 5% (29)   | 8% (47)   |
| Adults 18 – 64   | 9% (55)   | 45% (275) |
| Children 0 – 17  | 17% (100) | 16% (99)  |

## Most pressing needs of refugees living in the accommodation sites

In total, 25 interviews were conducted on-site with key informants between 5 and 19 of October 2022. They enabled the assessment of the accommodation sites' needs and availability of resources and services. Below is an overview of types of supplies available in the assessed accommodation sites, and the providers of these items. For each item type, the table presents a specific number of sites (out of 25) which has obtained each of these items from a specific provider.

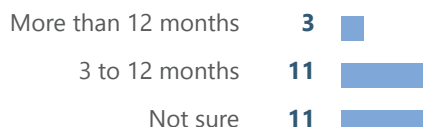
| Type of item  | Overall number of sites which has obtained the items | Type of provider     |                   |                   |                     |  |                | Overall number of sites which has not obtained the items |
|---|--|----------------------|-------------------|-------------------|---------------------|--|----------------|--|
|   |  | Government programme | Private companies | Local authorities | Private individuals | NGO, UN Agency or Volunteer organization | Host community |  |
|  Food for adults         | 14   | 11                   | 1                 | 1                 | 1                   | 0  | 0              | 11   |
|  Food for babies         | 7  | 3                    | 2                 | 0                 | 1                   | 1  | 0              | 18   |
|  Hot meals               | 12   | 10                   | 1                 | 1                 | 0                   | 0  | 0              | 13   |
|  Kitchen items           | 19   | 9                    | 4                 | 2                 | 2                   | 2  | 0              | 6  |
|  Sleeping items          | 23   | 12                   | 4                 | 3                 | 2                   | 2  | 0              | 2  |
|  Personal hygiene items  | 21   | 6                    | 6                 | 3                 | 2                   | 4  | 0              | 4  |
|  Cleaning items          | 21   | 9                    | 5                 | 2                 | 2                   | 3  | 0              | 4  |
|  Baby cots             | 4  | 2                    | 1                 | 0                 | 1                   | 0  | 0              | 21   |
|  Supplies for infants  | 7  | 3                    | 2                 | 0                 | 1                   | 1  | 0              | 18   |
|  Supplies for children | 8  | 3                    | 2                 | 0                 | 1                   | 2  | 0              | 17   |
|  Clothes for children  | 9  | 1                    | 3                 | 0                 | 1                   | 4  | 0              | 16   |
|  Clothes for adults    | 14   | 2                    | 6                 | 0                 | 1                   | 4  | 1              | 11   |
|  First aid kits        | 17   | 6                    | 4                 | 0                 | 1                   | 6  | 0              | 8  |
|  Supplies for seniors  | 10   | 2                    | 2                 | 0                 | 2                   | 4  | 0              | 15   |

## Site management and facilities

### Types of sites



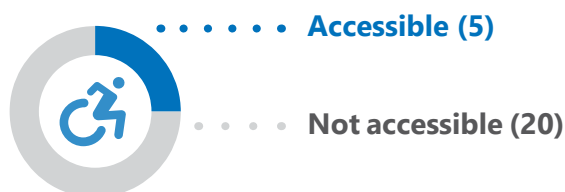
### Predicted duration of the use of the buildings as refugee accommodation sites



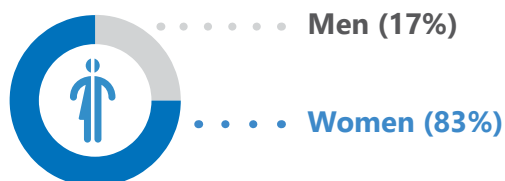
### Types of building



### Sites accessibility



### Staff profile at the sites (total of 317)



### Sites management



7  
Local government



9  
Private

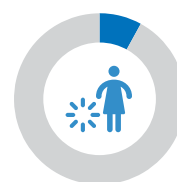


8  
Public government

### Services provided



9  
Access to legal aid and counseling




2  
Gender-based violence protection



5  
Access to child protection services



15  
Child-friendly spaces

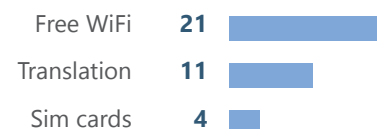


3  
Primary medical care service



2  
Education supplies

### Other types of services provided



### Average duration of stay



## Contact information

Killian Foubert, PhD, REACH Assessment Officer, [killian.foubert@reach-initiative.org](mailto:killian.foubert@reach-initiative.org)

Jan Rusek, REACH Assessment Officer, [jan.rusek@reach-initiative.org](mailto:jan.rusek@reach-initiative.org)

Carmen Garcia, UNHCR Information Management, [garcicar@unhcr.org](mailto:garcicar@unhcr.org)