

Registered Refugees and Asylum-Seekers in DRC

Key Figures

523 174
Refugees and Asylum Seekers

521 011
Registered Refugees

2163
Asylum Seekers

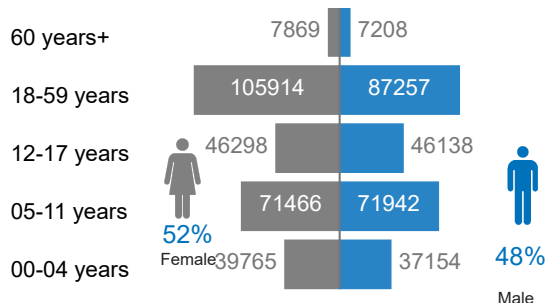
441 356
Refugees and Asylum Seekers
biometrically registered¹

451
Ex refugees Congolese who had returned to DRC

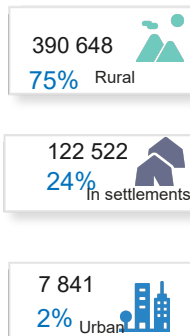
Situation Overview

The refugee population in DRC increased from 520,547 to 521,011, an increase of 0.09% due to the synchronization of data from South Sudanese (365) verified in November and December 2022 as well as continued registration of Central Africans (65), Burundians (32), and (2) of other nationalities. Asylum seekers increased from 2,152 to 2,163, an increase of 0.5 percent, mainly from South Sudan and Burundi. 451 Congolese (ex refugees) were repatriated to the DRC from Zambia (440), South Africa (7), Nigeria (2), and Mali (2) during the month.

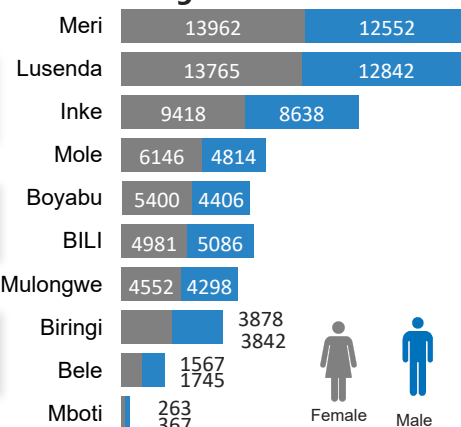
Age and Gender of Refugee Population



Réfugiee by type of location



Refugee in settlements

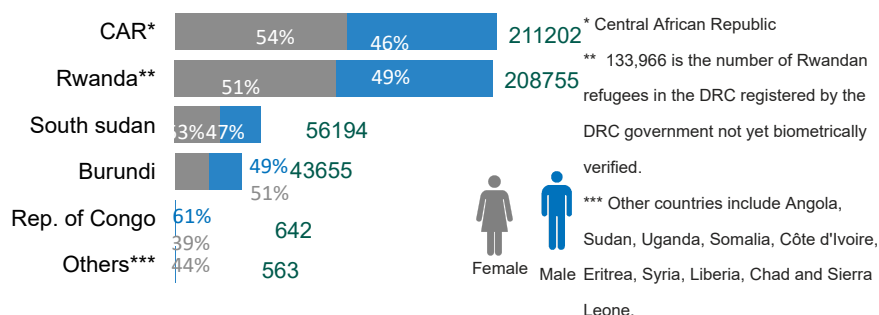


Total urban Refugee

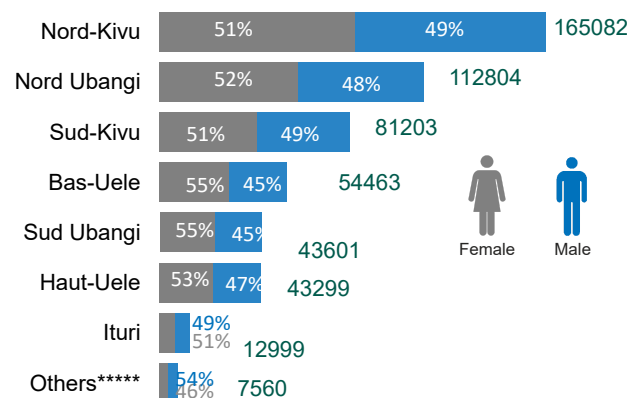
Location	F	H
Goma	1597	1507
Lubumbashi	1002	1137
Bukavu	637	576
Kinshasa	424	453
Kalemie	225	283
Total	3885	3956

F : Female
H : Male

Refugee Population by Country of Origin

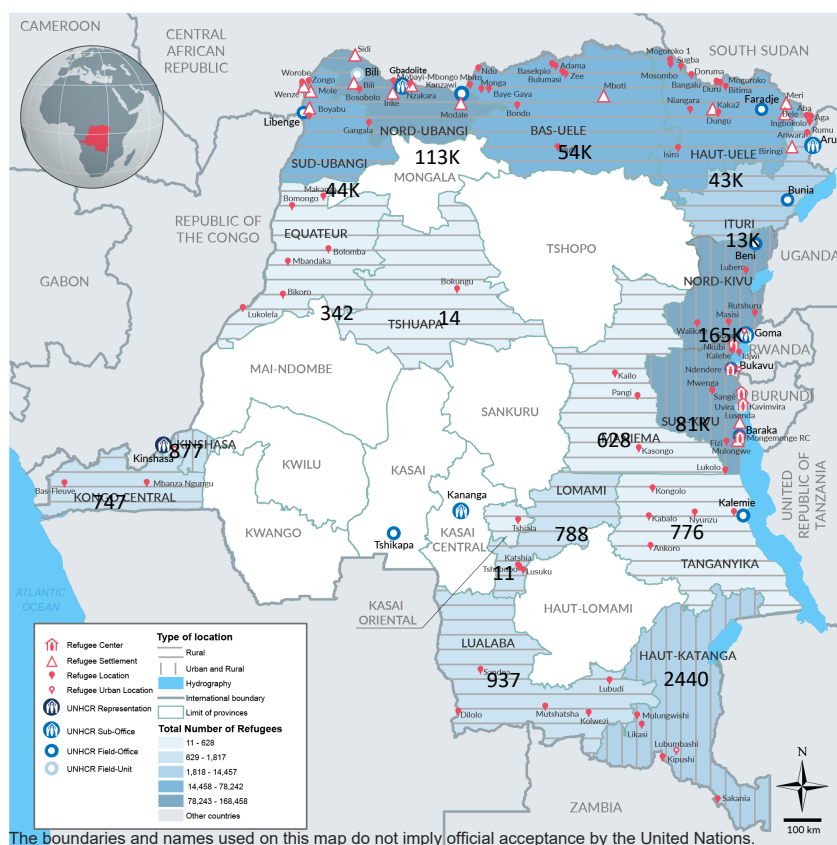


Refugee Population by Province in DRC

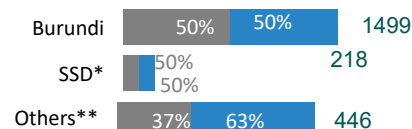


**** The other provinces include Haut-Katanga (2440), Kinshasa (877), Lualaba (937), Lomami (788), Kongo-Central (747), Maniema (628), Tanganyika (776), Equateur (342), Tshuapa (14) and Kasai-Oriental (11).

Location of refugee population in DRC



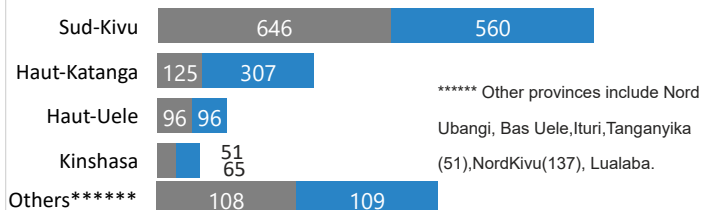
Asylum Seekers Population by Country of Origin



*South Sudan

**Other countries include Rwanda (136), Somalia (171), Central African Republic, Angola, Republic of Congo, Cameroon, Chad, Syria, Mali, Liberia, Côte d'Ivoire, Sudan, etc.

Asylum Seekers Population by Province in DRC



South Sudanese Refugees and Asylum Seekers

Key Figures

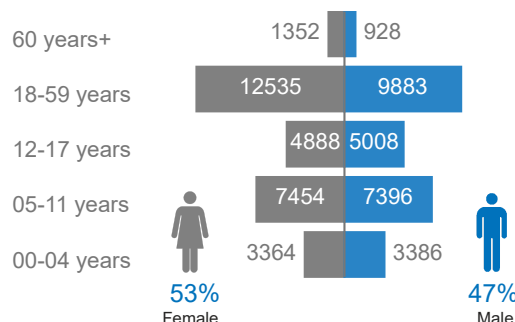
56 412
 Refugees and Asylum Seekers

56 194
 Registered Refugees

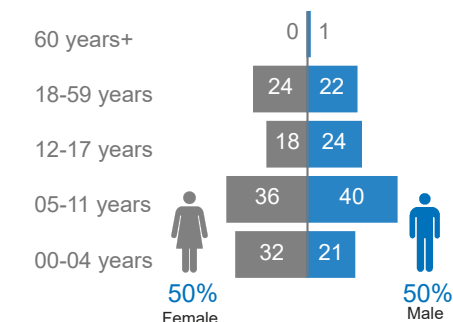
218
 Asylum Seekers

49 444
 Refugees and Asylum Seekers
 biometrically registered

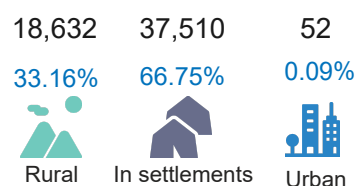
Age and Gender of Refugee Population



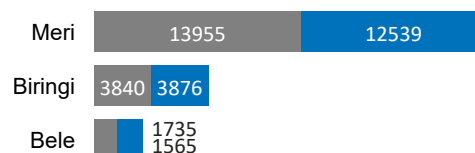
Age and Gender of Asylum Seekers



South Sudanese Refugee Population by Type of Location



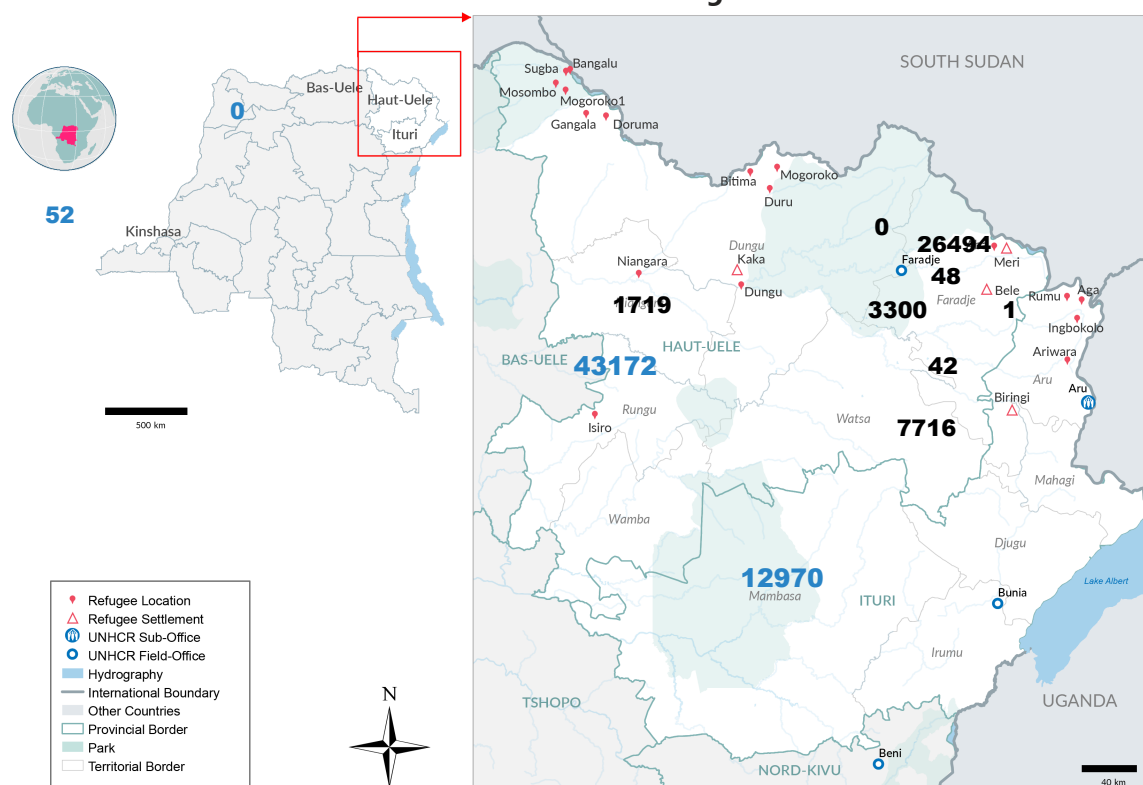
South Sudanese Refugee in settlements



South Sudanese Urban refugee

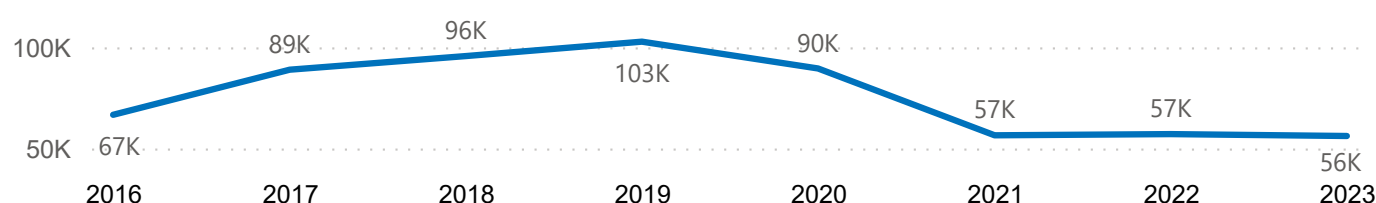
Location	Female	Male
Kinshasa	31	21
Total	31	21

Location of South Sudanese Refugees in DRC



The boundaries and names used on this map do not imply official acceptance by the United Nations.

South Sudanese Refugee Population Trend (2016 - 2022)



Comments about the figures of South Sudanese refugees

There were **56,412** South Sudanese refugees and asylum seekers in DRC in January. The DRC government, with technical support from UNHCR, conducted a registration and verification activity from October to December 2022 of refugees living in the camps (Biringi, Meri, and Bele). The synchronization of the recorded data is underway and will result in an effective increase in the consolidated figures.

Burundian Refugees and Asylum Seekers

Key Figures

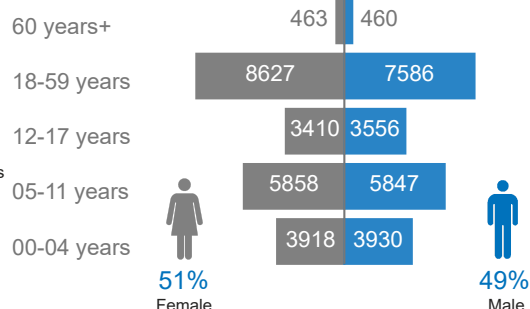
45 154
Refugees and Asylum Seekers

43 655
Registered Refugees

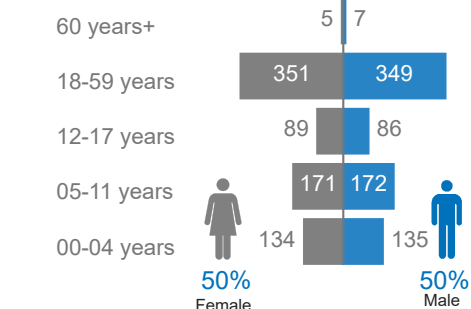
1 499
Asylum Seekers

35 806
Refugees and Asylum Seekers
biométriquement enregistrés

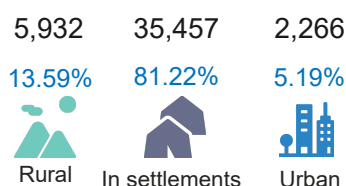
Age and Gender of Refugee Population



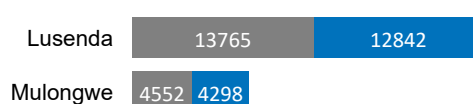
Age and Gender of Asylum Seekers



Burundian Refugee Population by Type of Location



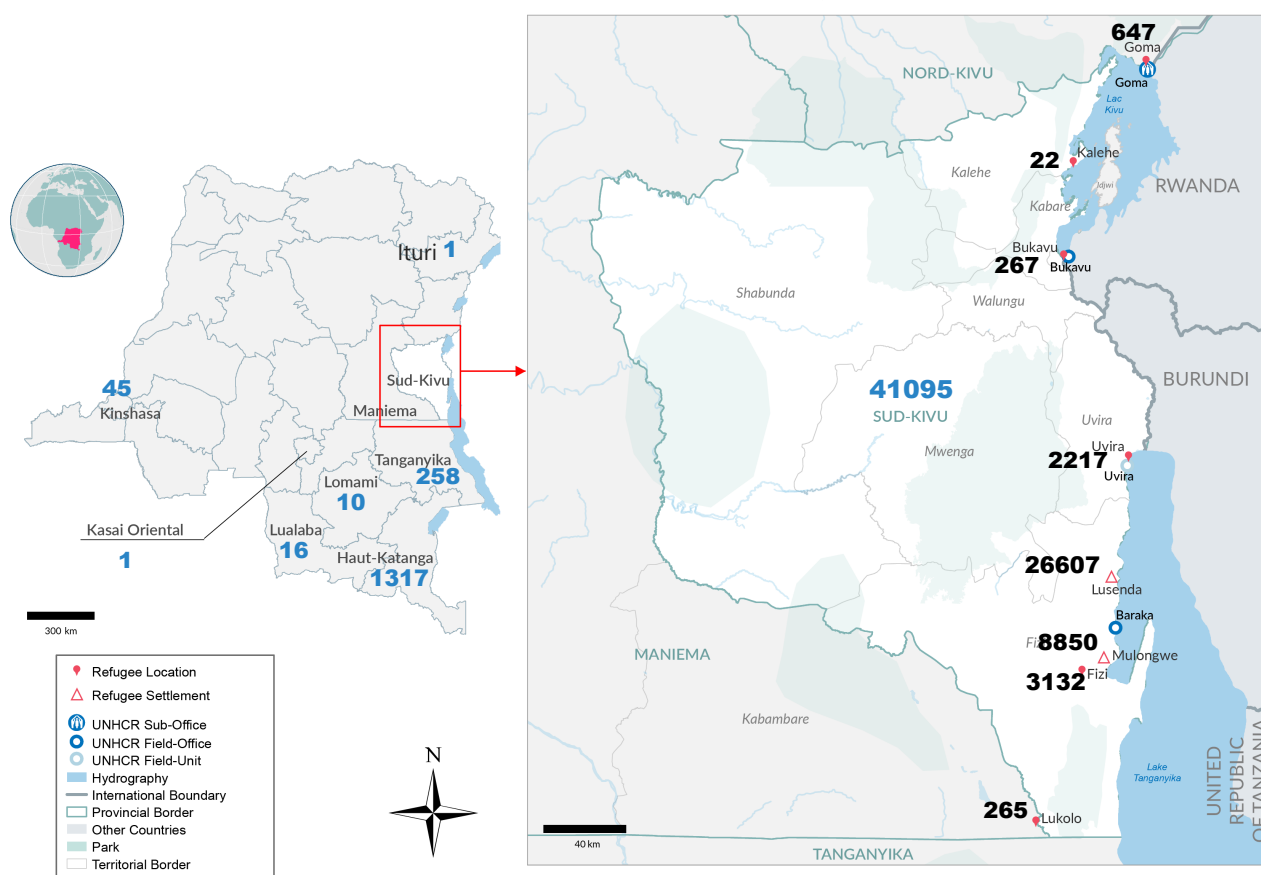
Burundian Refugee in settlements



Burundian Urban refugee

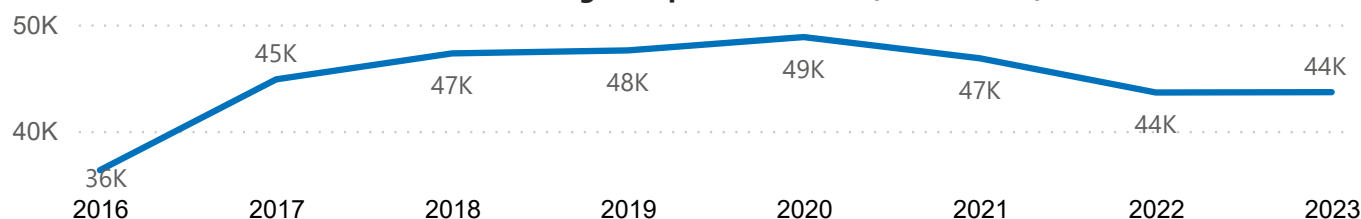
Location	Female	Male
Lubumbashi	572	670
Goma	354	293
Kalemie	93	164
Bukavu	128	139
Kinshasa	26	19
Total	1173	1285

Location of Burundian Refugees in DRC



The boundaries and names used on this map do not imply official acceptance by the United Nations.

Burundian Refugee Population Trend (2016 - 2022)



Comments about the figures of Burundian refugees

45,154 Burundian refugees and asylum seekers, including 43,655 refugees and 1,499 asylum seekers, an increase of 0.07% due to the reactivation of 32 people. They all hold identity documents issued by the government with technical support from UNHCR.

Documentation (issued by the Government): 60 244 refugees and asylum seekers living in urban areas, and in the sites/camps have Refugee Cards, i.e., 30% of the eligible population (181 599 people). In addition, **321 231** persons were issued with refugee and asylumseeker certificates.

Number of refugees repatriated from the DRC

Country of origin	2018	2019	2020	2021	2022	2023	Total
CAR	9	3137	2061	5021	3350	0	13578
Burundi	180	101	1943	7296	3474	0	12994
Rwanda	3053	2136	922	1920	2451	0	10482
Rep. of Congo		3	5			0	8
South Sudan					3	0	3
Total	3242	5377	4931	14237	9278	0	37065

Number of refugees repatriated to RDC

Country	Total
Mali	2
Nigeria	2
RCA	7
Zambia	440
Total	451

Refugees in settlements in the DRC



Profile of refugees in DRC

A) Total School-Age Children

Females 3-5 years	Females 6-11 years	Females 12-13 years	Females 14-17 years	Females 18-24 years	Tfemales	Males 3-5 years	Males 6-11 years	Males 12-13 years	Males 14-17 years	Males 18-24 years	Tmales	Total
14148	24079	6161	8850	11462	64700	14147	23747	6129	8933	8845	61801	126501

B) School-Age Children Central African Refugees in DRC: **67 545**

Females 3-5 years	Females 6-11 years	Females 12-13 years	Females 14-17 years	Females 18-24 years	Tfemales	Males 3-5 years	Males 6-11 years	Males 12-13 years	Males 14-17 years	Males 18-24 years	Tmales	Total
9458	12463	3025	4210	5814	34970	9544	12044	2993	4138	3856	32575	67545

C) School-Age Children South Sudanese Refugees in DRC: **35 331**

Females 3-5 years	Females 6-11 years	Females 12-13 years	Females 14-17 years	Females 18-24 years	Tfemales	Males 3-5 years	Males 6-11 years	Males 12-13 years	Males 14-17 years	Males 18-24 years	Tmales	Total
2399	7159	1916	2721	3707	17902	2284	7226	1906	2812	3201	17429	35331

D) School-Age Children Burundian Refugees in DRC: **23 625**

Females 3-5 years	Females 6-11 years	Females 12-13 years	Females 14-17 years	Females 18-24 years	Tfemales	Males 3-5 years	Males 6-11 years	Males 12-13 years	Males 14-17 years	Males 18-24 years	Tmales	Total
2291	4457	1220	1920	1941	11829	2319	4477	1231	1983	21	11796	23625

E) Central African: Occupation (occupation for aged 18 and above Individuals): **61 294** people with an occupation

Profession	women	men	Total	%
Teaching professionals	253	588	841	1.37%
Skilled market-oriented forestry, fishing and hunting workers	315	5837	6152	10.04%
Skilled market-oriented agricultural workers	26526	11677	38203	62.33%
Sales employees	6916	1870	8786	14.33%
Legal, social and cultural professionals	89	510	599	0.98%
Associate professionals in business and administration	1226	545	1771	2.89%
Agricultural, forestry and fishing laborers	3365	1577	4942	8.06%

F) South Sudanese: Occupation (top 7 occupation for aged 18 and above Individuals): **13 529** people with an occupation

Profession	women	men	Total	%
Market-oriented skilled agricultural workers	6027	3741	9768	72.20%
Agricultural, forestry and fishery labourers	2318	1443	3761	27.80%

G) Burundian: Occupation (occupation for aged 18 and above Individuals): **10 184** people with an occupation

Profession	women	men	Total	%
Agricultural, forestry and fishery labourers	4310	3051	7361	72.28%
Market-oriented skilled agricultural workers	1803	1020	2823	27.72%

Profile of refugees in DRC

A) Persons with specific needs: 42 290

Specific needs	0-4 years	5-11 years	12-17 years	18-59 years	60 years +	Total	%
Serious medical condition	328	961	415	7229	446	9379	22.18%
Unaccompanied or separated child	165	1486	1633	0	0	3284	7.77%
Disability	38	412	405	2618	661	4134	9.78%
Child at risk	17	129	374	0	0	520	1.23%
Specific legal and physical protection needs	2	30	34	509	51	626	1.48%
Family unity	0	12	7	52	1	72	0.17%
Gender-based violence	0	0	0	0	0	0	0.00%
Older person at risk	0	0	0	0	5647	5647	13.35%
Single parent	0	0	0	6148	480	6628	15.67%
Torture	0	1	0	30	0	31	0.07%
Woman at risk	0	0	0	11484	485	11969	28.30%

B) Central African Refugees with specific needs: 27 388

Specific needs	0-4 years	5-11 years	12-17 years	18-59 years	60 years +	Total	%
Child at risk	12	67	294	0	0	373	1.36%
Disability	28	225	246	1714	355	2568	9.38%
Family unity	0	12	5	38	1	56	0.20%
Gender-based violence	0	0	0	0	0	0	0.00%
Older person at risk	0	0	0	0	3907	3907	14.27%
Serious medical condition	307	713	291	5263	228	6802	24.84%
Single parent	0	0	0	3469	317	3786	13.82%
Specific legal and physical protection needs	2	23	30	175	13	243	0.89%
Torture	0	0	0	18	2	20	0.07%
Unaccompanied or separated child	155	1060	911	0	0	2126	7.76%
Woman at risk	0	0	0	7220	287	7507	27.41%

E) South Sudanese Refugees with specific needs: 7 279

Specific needs	0-4 years	5-11 years	12-17 years	18-59 years	60 years +	Total	%
Child at risk	0	23	22	0	0	45	0.62%
Disability	3	70	67	405	222	767	10.54%
Family unity	0	0	2	7	0	9	0.12%
Gender-based violence	0	0	0	0	0	0	0.00%
Older person at risk	0	0	0	0	1286	1286	17.67%
Serious medical condition	11	125	51	981	119	1287	17.68%
Single parent	0	0	0	561	62	623	8.56%
Specific legal and physical protection needs	0	1	1	11	2	15	0.21%
Torture	0	0	0	2	0	2	0.03%
Unaccompanied or separated child	7	323	556	0	0	886	12.17%
Woman at risk	0	0	0	2240	119	2359	32.41%

F) Burundian Refugees with specific needs: 7 411

Specific needs	0-4 years	5-11 years	12-17 years	18-59 years	60 years +	Total	%
Woman at risk	0	0	0	2024	79	2103	28.38%
Unaccompanied or separated child	3	103	166	0	0	272	3.67%
Torture	0	1	0	10	2	13	0.18%
Specific legal and physical protection needs	0	6	3	323	36	368	4.97%
Single parent	0	0	0	2118	101	2219	29.94%
Serious medical condition	10	123	73	985	99	1290	17.41%
Older person at risk	0	0	0	0	454	454	6.13%
Gender-based violence	0	0	0	0	0	0	0.00%
Family unity	0	0	0	7	0	7	0.09%
Disability	0	0	0	499	84	583	7.87%
Child at risk	5	39	58	0	0	102	1.38%