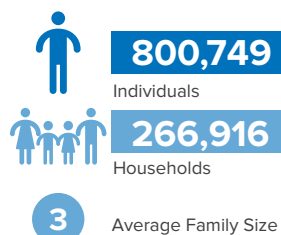


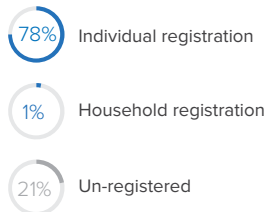
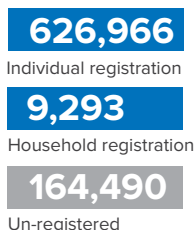
South Sudanese Refugees in Sudan

as of 31 January 2023

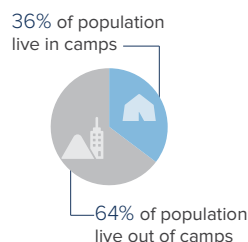
South Sudanese Refugees and Asylum-seekers¹



Registration Status



Population Distribution



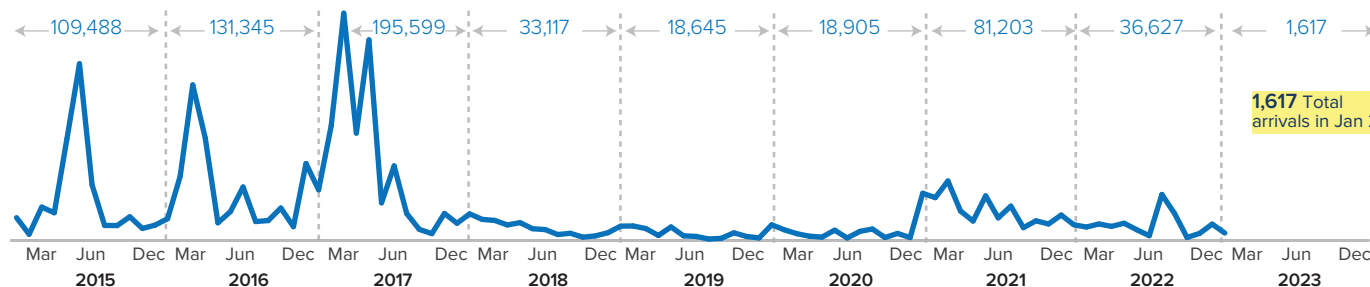
Persons with Disabilities



Unaccompanied and Separated Children

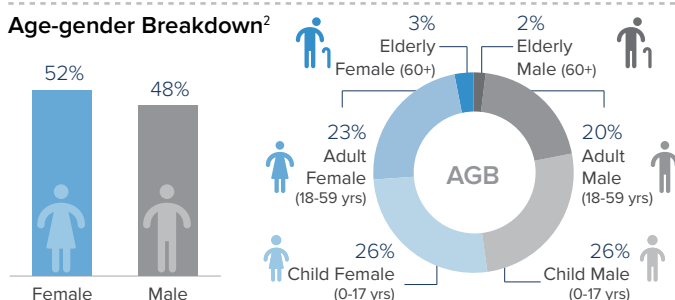


Monthly Arrival Trends (2015-2023)


1,617 Total arrivals in Jan 2023

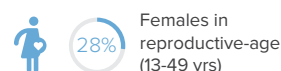
¹ Total number of refugees is the sum of UNHCR/ Commissioner of Refugees (CoR) registered population and Immigration and Passport Police (IPP) registered & unregistered refugees. Government sources estimate a total of 1.3 million South Sudanese refugees in Sudan; however, these data require verification.

Age-gender Breakdown²

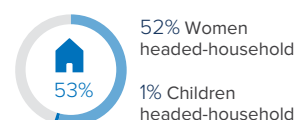


² Population distribution statistics are based on registered individuals only

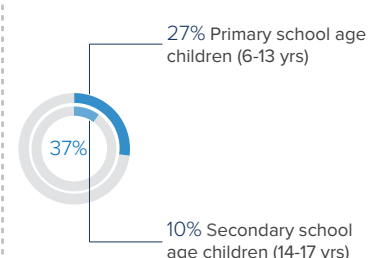
Reproductive-age Women/Girls²



Household Distribution²



School-age Children²



Arrivals Per State

