

13.1 MILLION FORCIBLY DISPLACED POPULATION

The total forcibly displaced and stateless population to UNHCR in West and Central Africa (WCA) relates to the people UNHCR is mandated to protect and assist. It includes those who have been forcibly displaced; those who have returned home within recent years; those who are stateless or at risk of statelessness; and other groups to whom UNHCR has extended its protection or assisted on a humanitarian basis.

1.6 MILLION REFUGEES & ASYLUM-SEEKERS

7.8 MILLION INTERNALLY DISPLACED PERSONS

1.6 MILLION STATELESS & AT RISK OF STATELESSNESS

1.7 MILLION RETURNED INTERNALLY DISPLACED

0.1 MILLION REFUGEES RETURNEES

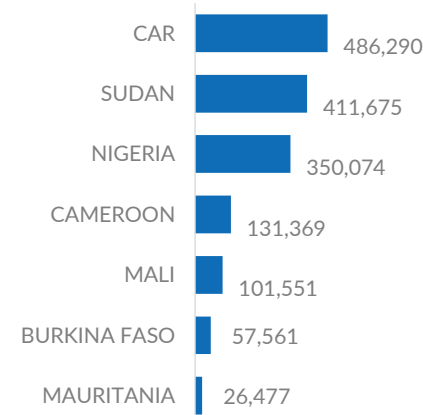
0.1 MILLION OTHERS OF CONCERN

The total of 1.6 million refugees represents an 4% increase from January 2022. Chad hosts the largest number of refugees in the region with 37%. Cameroon is the second largest refugee-hosting country in the region with 30%. CAR, Sudan, and Nigeria are the main countries of origin (together 76%) of the region's refugees with a contribution of 30%, 25%, and 21% respectively.

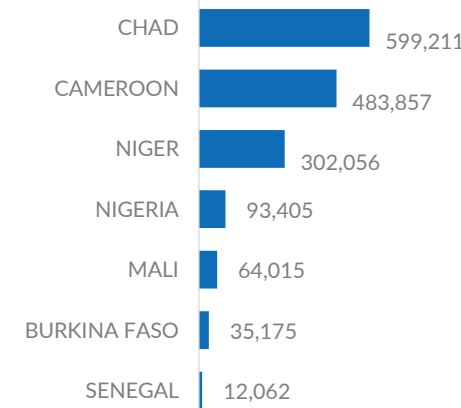
The number of internally displaced rose to an estimated 7.8 million. Nigeria hosts 41% of IDPs in the region. Burkina Faso is the second largest country in terms of IDPs (25%).

The Lake Chad Basin hosts 34% of forcibly displaced population in West and Central Africa. Central Sahel hosts the second largest number (33%) with the majority being Internally Displaced Persons in Burkina Faso (62%).

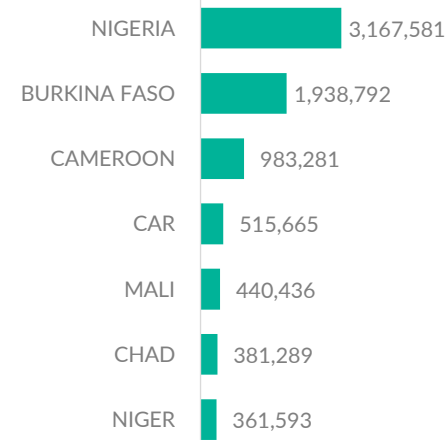
MAIN COUNTRIES OF ORIGIN



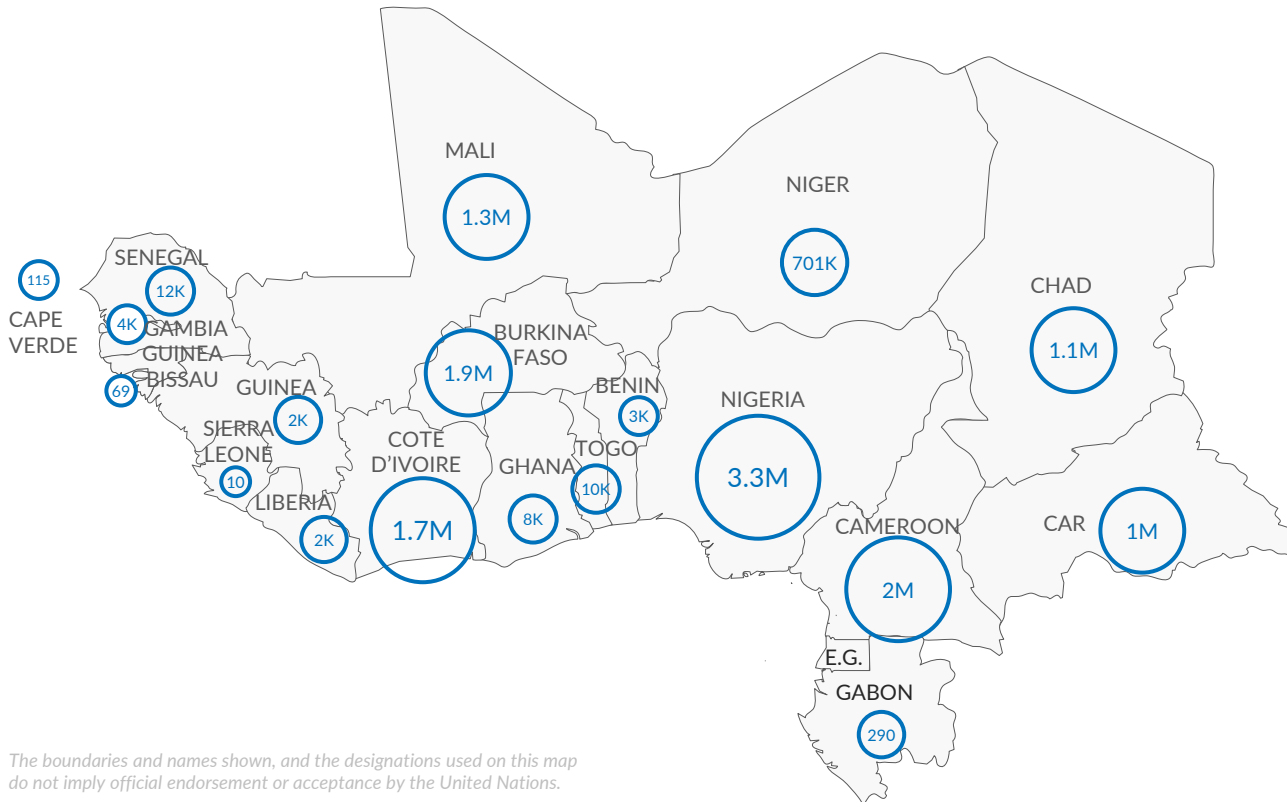
MAIN COUNTRIES OF ASYLUM



INTERNAL DISPLACEMENTS



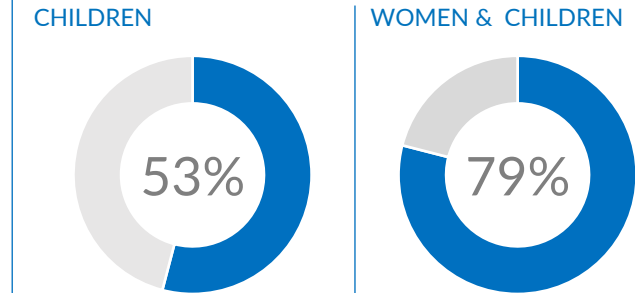
PERSONS OF CONCERN BY COUNTRY



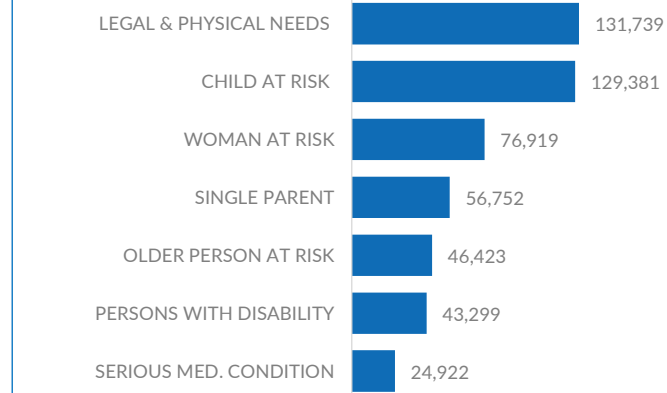
The boundaries and names shown, and the designations used on this map do not imply official endorsement or acceptance by the United Nations.

	REFUGEES	ASYLUM SEEKERS	REFUGEES RETURNEES	IDPs	RETURNED IDP	STATELESS	OTHERS	TOTAL
BENIN	1,885	1,499						3,384
BURKINA FASO	34,622	553		1,938,792				1,973,967
CAMEROON	474,474	9,383		983,281	555,668			2,022,806
CAPE VERDE						115		115
CAR	11,260	485	31,662	515,665	499,430			1,058,502
CHAD	594,235	4,976		381,289			101,551	1,082,051
COTE D'IVOIRE	5,633	205				1,656,330		1,662,168
GABON	213	77						290
GAMBIA	3,691	209						3,900
GHANA	6,243	1,955						8,198
GUINEA	2,204	266						2,470
GUINEA BISSAU	32	37						69
LIBERIA	1,680	839						2,519
MALI	63,127	888	84,898	440,436	695,598			1,284,947
NIGER	255,367	46,689		361,593			37,606	701,255
NIGERIA	91,766	1,639	3,880	3,167,581				3,264,866
SENEGAL	11,799	263						12,062
SIERRA LEONE	10							10
TOGO	9,097	778						9,875
GRAND TOTAL	1,567,338	70,741	120,440	7,788,637	1,750,696	1,656,445	139,157	13,093,454

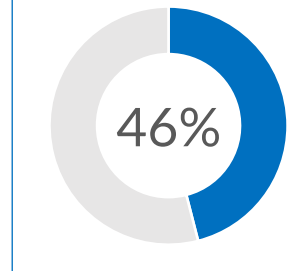
REFUGEE POPULATION PROFILE



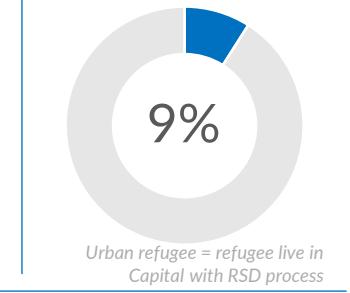
REFUGEES WITH SPECIFIC NEEDS



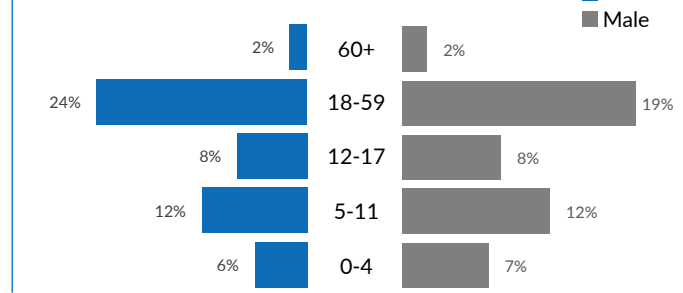
REFUGEES IN CAMPS



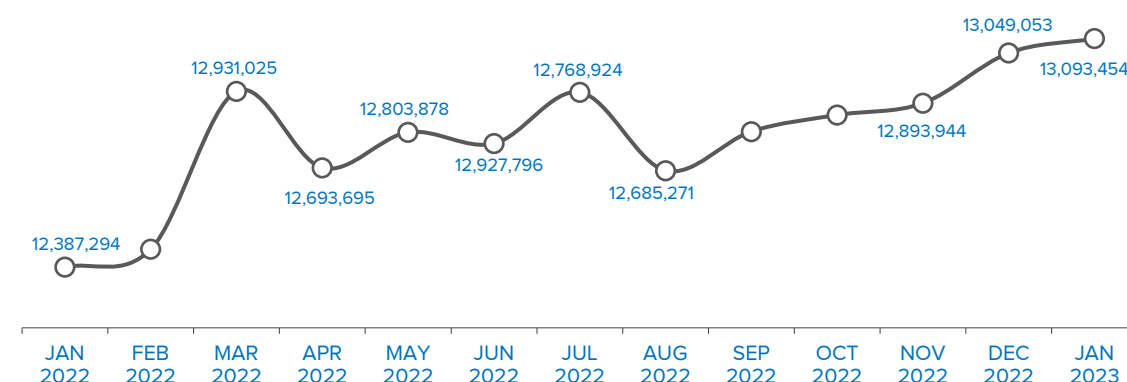
REFUGEES IN URBAN AREA



DEMOGRAPHICS

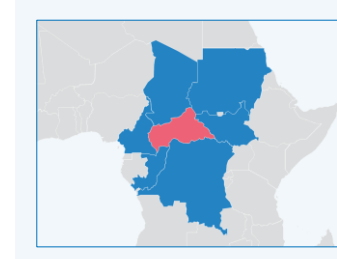


POPULATION TRENDS



SITUATIONS

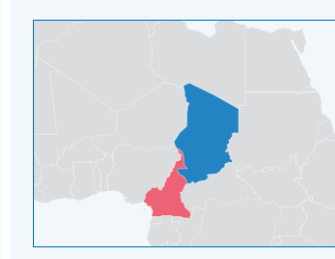
CAR SITUATION



747,643
REFUGEES AND ASYLUM-SEEKERS

515,665
INTERNALLY DISPLACED PERSONS

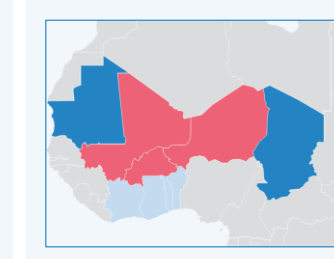
FAR NORTH CAMEROON



42,607
REFUGEES AND ASYLUM-SEEKERS

36,276
INTERNALLY DISPLACED PERSONS

SAHEL SITUATION



1,111,618
REFUGEES AND ASYLUM-SEEKERS

3,122,110
INTERNALLY DISPLACED PERSONS

These figures represent refugees from Central African Republic in neighboring countries (Cameroon, Chad, Congo, the Democratic Republic of Congo, Sudan, South Sudan) and IDP in Central African Republic.

These figures represent Cameroonian refugees in Chad and forcibly displaced people following the outbreak of violence in the Far North region of Cameroon in December 2021.

These figures represent all refugees and IDPs in Central Sahel (Burkina Faso, Mali, Niger), Chad and Mauritania. Refugees from Central Sahel in neighboring coastal countries (Benin, Cote d'Ivoire, Ghana, Togo) are also included.