ETHIOPIA

CAMP COORDINATION AND CAMP MANAGEMENT

AMHARA AND TIGRAY REGIONS | January - December 2022

OVERVIEW

UNHCR in coordination with local authorities and CCCM partners supports 655,531 IDPs in 66 sites (90% collective centers) in Amhara and Tigray regions.
Guided by the Strategic Response Pillars of the CCCM cluster in Ethiopia, UNHCR enhances the capacity of local authorities to improve living conditions and access to services for affected populations through: Coordination & Information Management; Protection and Solution, Site Planning, Development, Maintenance and Improvements; Community Participation/Self-Governance and Capacity Building.

KEY FIGURES

655,531
supported through UNHCR's CCCM interventions
(157,364 households)

Female 53% | Male 47%

Child Female (0-17)	20%
Child Male (0-17)	18%
Adult Female (18-59)	20%
Adult Male (18-59)	18%
Elderly Female (60+)	5%
Elderly Male (60+)	4%

66
IDP sites supported by UNHCR CCCM interventions

179
Total CCCM open sites
_102 in Tigray (81 managed and accessible)
_77 in Amhara (26 managed and accessible)

Details UNHCR's sites

AoRs & Regions	Total IDPs	Total Households	Total IDP sites
Mekelle AoR	121,020	28,397	13
Shire AoR	478,554	97,761	38
Total Tigray	599,574	126,158	51
Amhara AoR	55,957	31,206	15
Total Amhara	55,957	31,206	15
Total	**655,531**	**157,364**	**66**

UNHCR's sites development trends by region

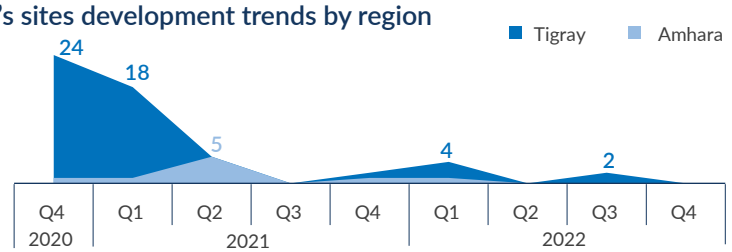

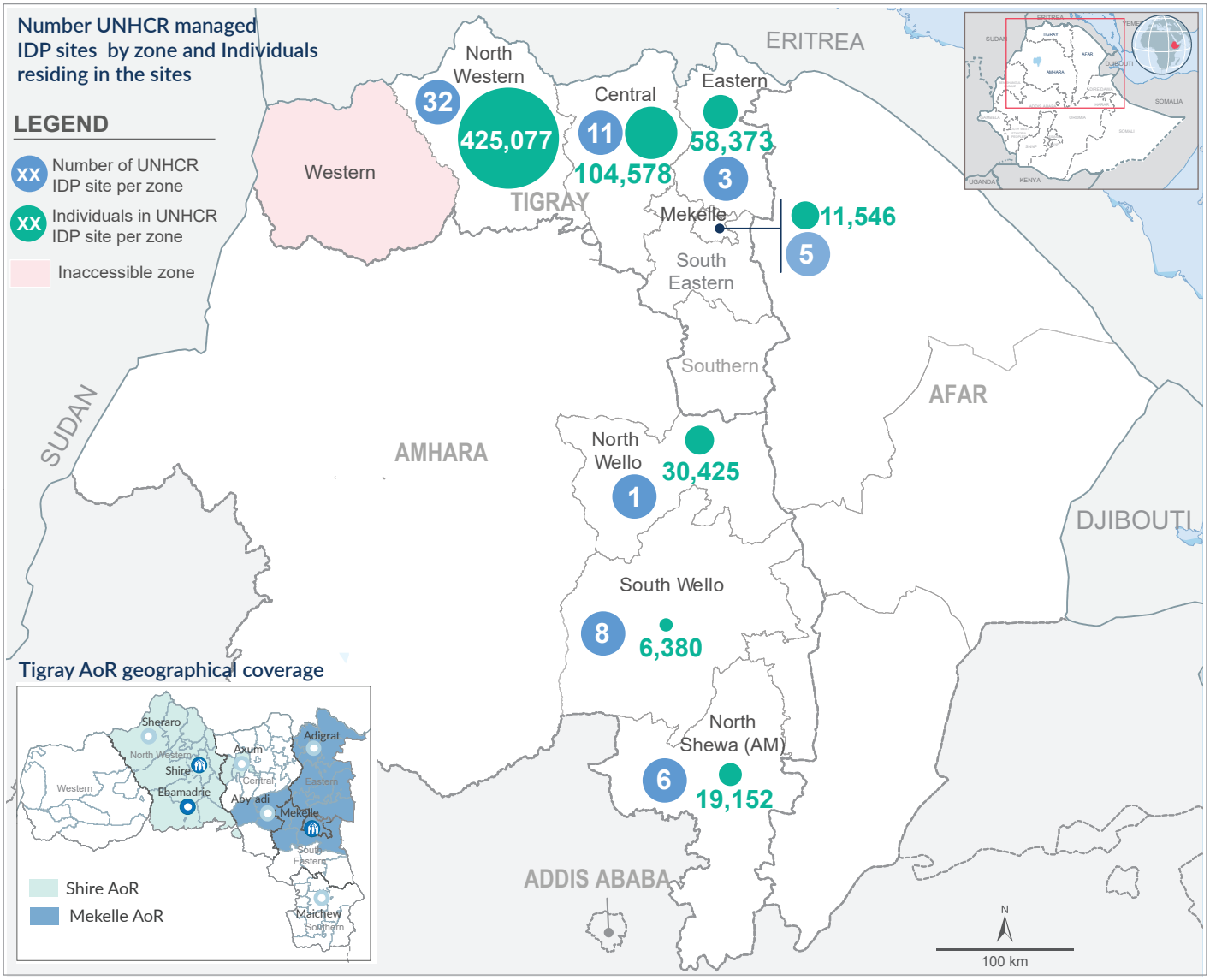

The boundaries and names shown and the designations used on this map do not imply official endorsement or acceptance by the United Nations.

ETHIOPIA

CAMP COORDINATION AND CAMP MANAGEMENT

AFAR, AMHARA AND TIGRAY REGIONS | January - December 2022

3
UNHCR CCCM partners (ANE, DEC, OSSHD)

37
Total implementing organizations

PARTNERS PER SECTOR

Sectors	Total partners	Afar	Amahara	Tigray
Protection	20	1	12	10
Nutrition	15	1	7	10
Wash	13	1	4	8
Health	11	1	9	8
ESNFI	9	1	2	8
Food security	8	1	2	6
Education	3	1	2	2

STRATEGIC RESPONSE PILLARS

- Coordination and IM
- Participation / Self-Governance
- Site Improvement / Development
- Capacity Building

RESPONSE MONITORING | INDICATORS MATRIX

The data used to design the matrix below were collected from 60 UNHCR managed sites in September and October 2022 through the harmonized CCCM Ethiopia site monitoring tool

- Standard met
- Standard borderline
- Standard not met / Critical

Sector	Indicators	Standard	Current Value	Comment
CCCM	% IDP sites with IDP Committee(s) established	100%	98%	
	% of IDP sites with coordination meetings conducted at the site last month.	Monthly	12%	Coordination meetings were organized in 7 sites, not organized in 53 sites
	% of female participants in leadership/ management structures	>=35%	41%	Total number of female IDPs in the community representation structure : **658** Total number of IDPs in the community representation structure : **1,602**
ESNFI	% households living in adequate shelter(i.e shelters that provide protection and safety)	>=90%	25%	
	Average area (in sq. meters) per person		9	
EDUCATION	% of IDP sites with primary education facilities on site or less than 5kms distance	On-site	68%	41 IDP sites with education facilities on sites or less than 5 km distance
	% of children regularly attending primary school	100%	4%	**5,516** children out of **132,816** are regularly attending primary school
	% of site with temporary learning centers		23%	Learning centers are established across 14 IDP sites
FOOD SECURITY	% of IDP who did not received food assistance in the last 30 days		60%	**376,000** IDPs across **35** sites didn't receive food assistance in the last 30 days
HEALTH	% of IDPs site with NO Functioning health facilities in the Kebele/Site		10%	6 IDP sites out of 60 with no functioning health facilities
PROTECTION	Ratio number of Children per child protection social workers		1,678:1	**1,678** children per child protection social care worker (**330,621** children for **197** caseworkers in Kebele/sites)
	% of IDP site with women and children safe space available at site		47%	32 IDP sites without women and children safe space available at site
	% of site with MHPSS services available	>=90	60%	24 IDP sites without MHPSS service at site/kebele level
WASH	Average person per functional latrine	50 inds. per latrine	72	Gap of **4,000** latrines
	% of IDP sites where dignity kits were not distributed to women during the last 2 months	Every month	53%	28 sites not covered by dignity kit distribution during the last 2 months
	% of women who did not receive dignity kits during the last 2 months	NA	32%	



Jarra IDP site, Haike woreda, South Wollo zone, Amhara region © UNHCR/December 2022

UNHCR , the UN Refugee Agency, is grateful for the direct contributions to the UNHCR Ethiopia Operation in 2022 :
Belgium | Canada | CERF | Denmark | EHF | European Union | France | Finland | Germany | Iceland | Ireland | Italy | Japan | Luxembourg | Norway | Netherlands | Private donors | Republic of Korea | Czech Republic | Spain | Sweden | Switzerland | UNAIDS | United Arab Emirates | United Kingdom | United States of America