

# SPAIN ASYLUM APPLICATIONS

1 - 31 Jan 2023



**11,006**

New asylum app. until 31 Jan 2023 ↑ 40% Dif. 2022

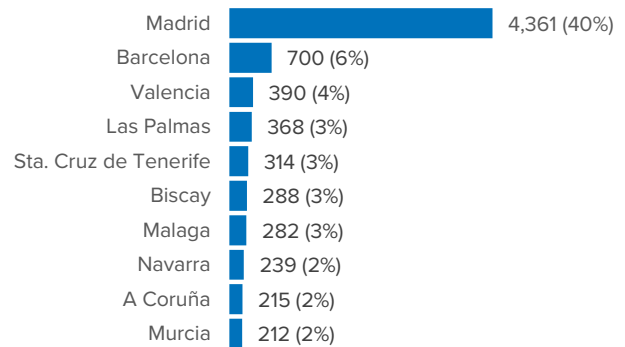
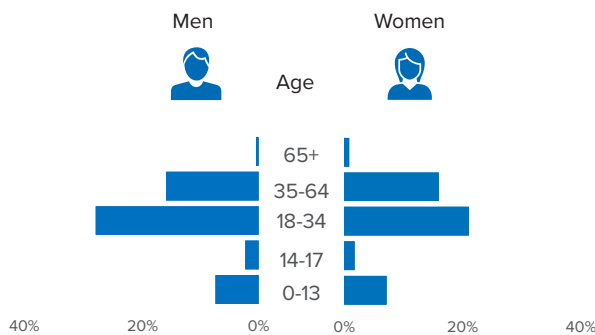
15% Recognition rate  
52% Protection rate<sup>1</sup>

**132,770**

Total Pending app.<sup>2</sup> ↑ 27% Dif. 2022

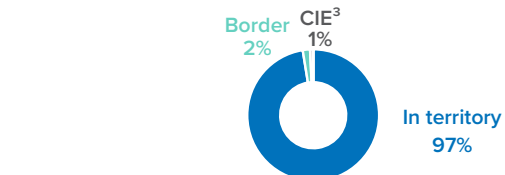
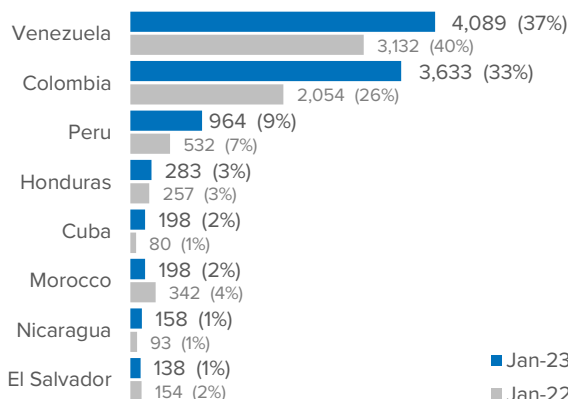
Number of asylum applications by gender/age<sup>2</sup>

Main provinces of asylum applications

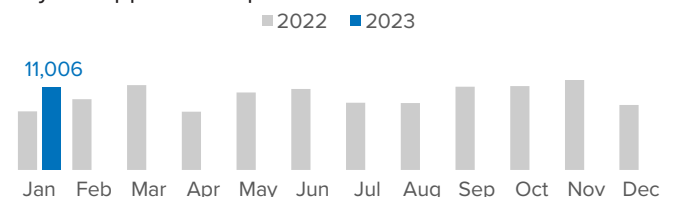


Most common nationalities of asylum applicants

Asylum applications by place of submission



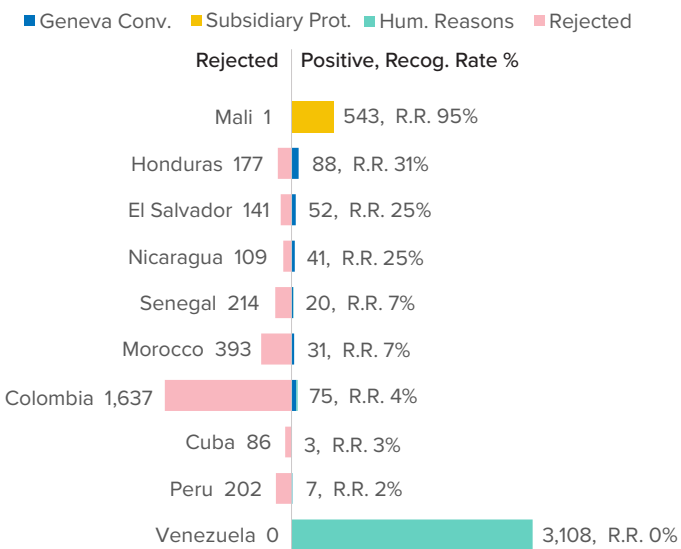
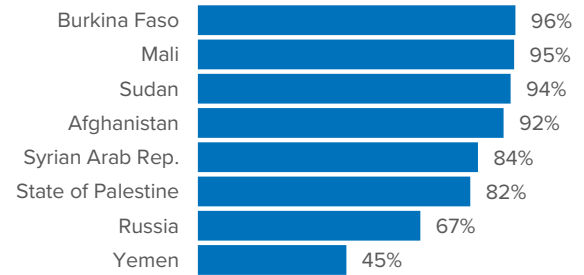
Asylum applications per month



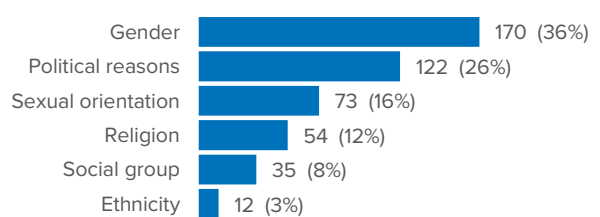
Source: Unless otherwise indicated, provisional figures published by the Asylum and Refugee Office, Ministry of Interior, Spain.

<sup>1</sup>Protection rate: Refugee status, subsidiary protection, and humanitarian reasons.

<sup>2</sup>Eurostat as of Jan 2023 <sup>3</sup>CIE: Removal detention centre (In Spanish: *Centro de Internamiento de Extranjeros*, CIE)

Eligibility Commission proposals<sup>4</sup>: 8,424

 Countries with highest recognition rate<sup>5</sup>


## Geneva Conv. Status by protection category

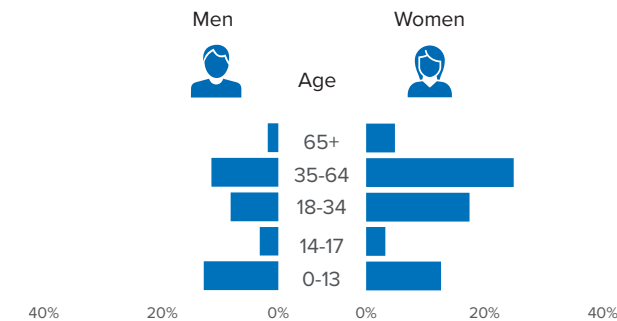


## TEMPORARY PROTECTION

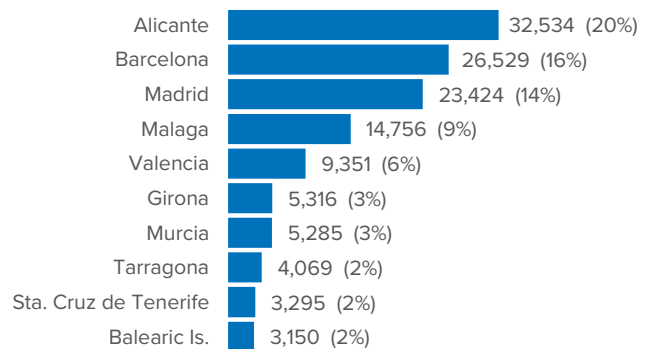
11 Mar 2022 - 31 Jan 2023

**165,433** Temporary Protection app.<sup>6</sup>
**98%** Ukrainians  
**2%** Third country nationals

## Number of temporary protection applications by gender/age



## Main provinces of temporary protection applications

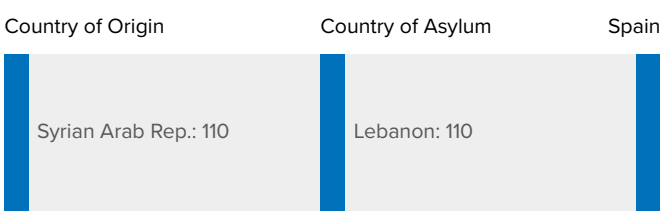


## RESETTLEMENT

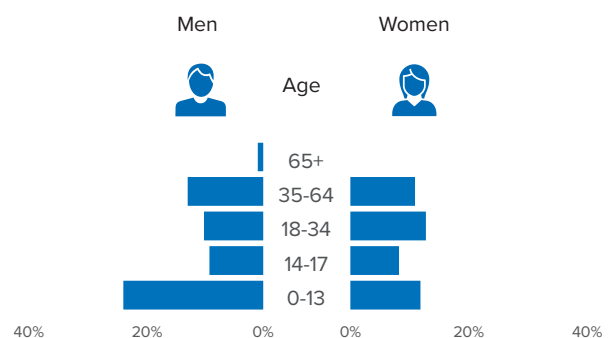
1 - 31 Jan 2023

**110** Refugees resettled in Spain<sup>7</sup>

## Refugees resettled in Spain by country of origin and country of asylum



## Refugees resettled in Spain by gender/age


<sup>4</sup>Proposals by the Interministerial Eligibility Commission recommended to the Minister of Interior.

<sup>5</sup>Only shows those countries with more than 0.25% of total proposals.

<sup>6</sup>Source: Ministry of Interior.

<sup>7</sup>For more information on countries of resettlement: [UNHCR Resettlement Data Finder](#)